



**V I T A R I C H**

31 May 2022


**MR. VICENTE GRACIANO P. FELIZMENIO, JR.**  
**Director, Market and Securities Regulation Department**  
**Securities and Exchange Commission**  
Secretariat Building, PICC Complex,  
Roxas Boulevard, Pasay City

**Re: Comments to Preliminary Information Statement and Submission of Definitive Information Statement**

Dear Director Felizmenio:

This refers to the Securities and Exchange Commission's ("SEC") e-mail dated 23 May 2022 regarding the checklist of the SEC's comments on Vitarich Corporation's ("Vitarich") Preliminary Information Statement.

Vitarich hereby submits its Definitive Information Statement with the updated information and/or explanation of compliance and/or non-applicability of the required information as stated below:

Disclosure	SEC's Comment	Page No.	Vitarich's Remarks
Management Report			
Consolidated Unaudited Interim Financial Statements	Submit latest interim financial statements (Note: Some schedules are not required to be attached or distributed to stockholders)		Submitted as Annex "C" of the Preliminary Information Statement and re-marked as Annex "D" of the Definitive Information Statement.  The Company deemed it proper to attach the one submitted/filed as SEC Form 17-Q for the 1 <sup>st</sup> quarter of 2022 in order for the report/date to be accurate and per previous experience, we were required by the SEC to attach the SEC Form 17-Q for the 1 <sup>st</sup> quarter of 2022 in the SEC Form 20-IS that we submitted last 16 May 2022.
Section 49 of the Revised Corporation Code			
A description of the voting and vote tabulation procedures used in the previous meeting	Not Disclosed	34 	Made as an additional disclosure in the Definitive Information Statement.





**V I T A R I C H**

A description of the opportunity given to stockholders or members to ask questions and a record of the questions asked and answers given	Not disclosed	Pages 29 to 34	As can be seen in parts III to IX of the Minutes of the June 25, 2021 AGM, the stockholders were given an opportunity to raise questions on each item of the agenda before proceeding to the next agenda but none asked questions.
Material information on the current stockholders, and their voting rights.	Disclose, if any		There is no material information about the current stockholders and/or their voting rights that trigger a disclosure.
A detailed, descriptive, balanced and comprehensive assessment of the corporation's performance, which shall include information on any material change in the corporation's business, strategy, and other affairs.	Not disclosed	Pages 30 to 32	<p>The highlights for the year 2020, including the factors that affected the decrease of the Corporation's net sales for the year were disclosed.</p> <p>Included in the President's report were the different business strategies implemented in 2020 in the different business segments as well as the plans and outlook for 2021.</p>
A financial report for the preceding year, which shall include financial statements duly signed and certified in accordance with this Code and the rules the Commission may prescribe, a <b>statement on the adequacy of the corporation's internal control or risk management systems, and a statement of all external audit and non-audit fees.</b>	Comply with highlighted portions	Pages 26 to 27	<p>External audit and non-audit fees are disclosed under Item 7.</p> <p>With respect to the statement of the adequacy of the internal control system, as explained in the I-ACGR for 2021, there was no such statement because the RCCP does not require such attestation. Also, the Code of Corporate Governance for PLCs gave companies the liberty to assess the necessity of complying with the recommendations on the Code based on the company's size or complexity of operations, among others. As an alternative, the CAE reported to the Audit, Risk Oversight and Related Party Transactions Committee its audit</p>



**V I T A R I C H**

			findings and recommendations which the said committee, in turn, reported to the Board of Directors. Such report was made basis by the CEO and the management team in making adjustments to the Company's operations and policies.
Director's profiles, which shall include, among others, their qualifications and relevant experience, <i>length of service in the corporation, trainings and continuing education attended, and their board representation in other corporations</i>	Comply with highlighted portion	Pages 16 to 19	<p>The length of service in the corporation as well as board representation in other corporations can be seen in their profiles as disclosed in pages 16 to 19.</p> <p>Their trainings and continuing education attended in 2021 are disclosed under Part V (Corporate Governance) of the Management Report. Please note that these matters were also disclosed in the I-ACGR that the Corporation filed on May 27, 2022.</p>
Appraisal and performance reports for the board and the criteria and procedure for assessment	Not disclosed	Pages 82 to 93	Please see additional disclosures made under Part V (Corporate Governance)

Sincerely,

**ATTY. MARY CHRISTINE DABU-PEPITO**

Assistant Corporate Secretary/Compliance Officer/  
Corporate Information Officer

# COVER SHEET

2	1	1	3	4				
---	---	---	---	---	--	--	--	--

S.E.C. Registration Number

[illegible]

( Company's Full Name )

M	A	R	I	L	A	O	-	S	A	N		J	O	S	E		R	O	A	D	,		S	T	A	.			
R	O	S	A		I	,		M	A	R	I	L	A	O	,		B	U	L	A	C	A	N						

( Business Address: No. Street City / Town / Province )

**Atty. Mary Christine Dabu-Pepito**

**Contact Person**

**(+632) 8843-30-33**

Company Telephone Number

**DEFINITIVE  
INFORMATION  
STATEMENT**

1	2	-	3	1
---	---	---	---	---

Month Day

Fiscal Year

20 - I S

Form Type

**Last Friday of  
June**

0	6		
---	---	--	--

Month Day

\_\_\_\_\_

Secondary License Type. If Applicable

--	--	--

Dept. Requiring this Doc.

\_\_\_\_\_

Amended Articles Number / Section

### Total Amount of Borrowings

\_\_\_\_\_

Total No. of Stockholders

\_\_\_\_\_

Domestic

--

Foreign

To be accomplished by SEC Personnel concerned

[illegible]

File Number

[illegible]

Document I. D.

LCU

Cashier

STAMPS



TO ALL STOCKHOLDERS:

Please be informed that the Annual General Meeting of the Stockholders of VITARICH CORPORATION (the "Corporation") will be held on Friday, 24 June 2022, 2:00 P.M., through Zoom video-conferencing to be conducted pursuant to SEC Memorandum Circular No. 6, series of 2020, as approved by the Board of Directors of the Corporation. The annual meeting shall be purely virtual in order to comply with social distancing requirements and the utmost need to prevent the spread of COVID19.

The Stockholders' Annual General Meeting shall have the following agenda:

1. Call to order;
2. Certification of Notice and the Existence of a Quorum;
3. Approval of the Minutes of the Previous Stockholders' Annual General meeting;
4. Report of the President on the Results of the 2021 Operations and the 2021 Audited Financial Statements;
5. Ratification of the Acts of Directors and Officers;
6. Election of Directors;
7. Appointment of External Auditor;
8. Appointment of Stock Transfer Agent;
9. Other matters; and
10. Adjournment.

A brief explanation on each item which requires the approval and/or ratification by the stockholders as well as the registration requirements and voting procedures are provided in the Definitive Information Statement. Stockholders can get the electronic copies of the Definitive Information Statement, SEC 17-A Annual Report (with 2021 audited financial statements) and other pertinent information from the PSE's EDGE system and the Corporation's website at <https://vitarich.com/company-disclosure/sec-filings/>.

Only stockholders of record as of 24 May 2022, which is the record date fixed by the Board, are entitled to notice of, and to vote at, this meeting.

All stockholders and proxyholders who will attend the annual meeting shall inform the Chairman of the Board and the Corporate and Assistant Corporate Secretaries by email to [vc-asm@vitarich.com](mailto:vc-asm@vitarich.com) or by <https://bit.ly/vc2022agm> of his or her intention to attend the annual meeting, and submit their proxy forms and registration requirements stated in this Definitive Information Statement. The registration period will run from 01 June 2022 to 14 June 2022. All proxies shall be validated on 17 June 2022. For stockholders who submitted the complete requirements, the log-in details for the virtual meeting shall be sent not later than 21 June 2022 via e-mail to the verified e-mail address of the stockholder or proxyholder submitted to the Corporation.

A visual and audio recording of the meeting shall be made for future reference.

**ATTY. MARY CHRISTINE DABU-PEPITO**  
Asst. Corporate Secretary/Compliance Officer/  
Corporate Information Officer

**REGISTRATION REQUIREMENTS, VOTING AND OTHER PROCEDURES FOR THE 2022 ANNUAL  
GENERAL MEETING OF THE STOCKHOLDERS OF VITARICH CORPORATION**

*For individual stockholders:*

1. Valid email address of the stockholder;
2. Valid contact number of the stockholder;
3. Scanned copies of two (2) government-issued IDs with photo of the stockholder;
4. For individual stockholder who wish to appoint a proxy, a scanned copy of the duly-accomplished proxy form (see attached sample for reference), and the valid email address, contact number and scanned copies of two (2) government-issued IDs with photo of the proxyholder; and
5. Duly-accomplished ballot form.

*For corporate stockholders:*

1. Scanned copy of duly-accomplished proxy form executed by a duly authorized officer of the corporation;
2. Scanned copy of the notarized Secretary's Certificate on the authority of the officer executing the proxy form;
3. Scanned copy of a government-issued IDs with photo of the officer signing the proxy form;
4. Scanned copy of a government-issued IDs with photo of the Corporate Secretary executing the Secretary's Certificate;
5. Valid email address of the proxyholder;
6. Valid contact number of the proxyholder;
7. Scanned copies of two (2) government-issued IDs with photo of the proxyholder; and
8. Duly-accomplished ballot form.

All scanned documents and photos must be in JPEG or PDF format of not more than 2MB in size.

In addition to the above, a proxy form given by a broker or custodian bank in respect of shares of stock carried by such broker or custodian bank for the account of the beneficial owner must be accompanied by a scanned copy of the certification under oath stating that the broker or custodian bank has obtained the written consent of the account holder.

All registration requirements must be sent by e-mail to [vc-asm@vitarich.com](mailto:vc-asm@vitarich.com) or through <https://bit.ly/vc2022agm> during the registration period starting from 01 June 2022 up to 14 June 2022. A stockholder who fails to comply with the registration requirements will not be allowed to participate during the video-conferencing.

By registering to participate in the stockholders' annual general meeting, a stockholder or proxyholder or representative agrees for the Corporation and its service providers to process their sensitive personal information necessary to verify their identity and authority. All ballot forms received shall be held in strict confidence, and shall be accessed only for the purpose of tabulation of the votes by the stock transfer agent.

Please note that the Corporation is not soliciting any proxies.

On the day of the annual meeting on 24 June 2022, stockholders and proxyholders may start to log in at 1:00 pm. As this is a meeting among stockholders, any person who is not among the validated and verified stockholders or proxyholders during registration will not be allowed to join or participate the virtual meeting.

For the election of directors, all nominees are identified in the ballot form (Annex "D") indicated in the Definitive Information Statement filed with the Securities and Exchange Commission ("SEC") and Philippine Stock Exchange ("PSE"). The said ballot form is also accessible and may be downloaded from <https://vitarich.com/company-disclosure/sec-filings/>. For the election of directors, each stockholder entitled to vote may vote on the shares registered in his/her/its name for as many persons as there are directors, or he/it may cumulate said shares and give one candidate as many votes as the number of directors to be elected multiplied by the number of his/its shares shall equal, or he/it may distribute them on the same principle among as many candidates as he/she/it shall see fit; provided that the total number of votes cast by him/it shall not exceed the number of shares owned by him/her/it multiplied by the whole number of directors to be elected.

Immediately after the said meeting, the newly-elected members of the Board of Directors of the Corporation will hold their organizational meeting for the purpose of electing the officers of the Corporation for the ensuing year as well as the members of the different Board committees. The newly-elected directors shall participate in the meeting via video-conferencing.

## **EXPLANATION OF AGENDA ITEMS FOR STOCKHOLDERS’ APPROVAL AND/OR RATIFICATION**

### **1. Call to Order**

The Chairman of the Board will formally commence the meeting at approximately 2:00 p.m. on Friday, 24 June 2022.

### **2. Certification of Notice and Certification of Quorum**

The Corporate Secretary will certify that the notice of the annual meeting was published in a newspaper of general circulation and was posted on the PSE’s EDGE system and the Corporation’s website in compliance with SEC requirements, and that a quorum exists for the valid transaction of business.

Pursuant to Sections 23 and 57 of the Revised Corporation Code and SEC Memorandum Circular No. 6, Series of 2020 which provide for attendance using remote communication during stockholders’ meetings, the Corporation has set up a system and process to allow stockholders to vote on the matters in the agenda. Only stockholders who have registered and present during the video-conferencing will be included in determining the existence of a quorum.

There will be an audio and visual recording of the meeting.

### **3. Approval of the Minutes of the Annual Stockholders’ Meeting held on 25 June 2021**

The minutes of the last annual stockholders’ meeting held on 25 June 2021 can be viewed at the Corporation’s website at [https://vitarich.com/wp-content/uploads/2021/06/FINAL-DRAFT-of-VC-Minutes\\_AGM-25-June-2021.pdf](https://vitarich.com/wp-content/uploads/2021/06/FINAL-DRAFT-of-VC-Minutes_AGM-25-June-2021.pdf) and may be found in page 26 of this Information Statement.

### **4. Report of the President on the Results of the Operations for 2021 and the 2021 Audited Financial Statements of the Corporation**

The President and Chief Executive Officer, Mr. Ricardo Manuel M. Sarmiento, will report on the Corporation’s 2021 performance and the outlook for this year. The audited financial statements for the year ended 31 December 2021 are included in the Annual Report posted on the PSE’s EDGE system and the Corporation’s website at <https://vitarich.com/company-disclosure/sec-filings/>.

### **5. Ratification of the Acts of Directors and Officers**

The acts of the Board of Directors and its committees, officers and Management of the Corporation since 01 May 2021 up to 30 April 2022, as duly recorded in the corporate books, include the approval of all contracts and agreements, application for government permits and licenses, sale or lease of properties, and other transactions in the general conduct of business. The summary of the major resolutions approved and adopted by the Board and the Board Committees are discussed in the Definitive Information Statement.

### **6. Election of Directors**



In accordance with the Corporation's Amended Articles of Incorporation, Revised Manual on Corporate Governance and By-Laws, the stockholders must elect the members of the Board of Directors of the Corporation comprised of nine (9) directors, including independent directors who shall comprise at least 20% of the members of the Board of Directors, who shall hold office for a term of one (1) year, or until their successors shall have been duly elected and qualified.

Following the announcement on the holding of the annual stockholders' meeting, the Nomination Committee accepted the nomination of any individual for election as directors. Thereafter, the Nominations Committee evaluated the initial and final lists of nominees for the Board, including the nominees for independent directors, and determined that the nominees have all the qualifications and none of the disqualifications to serve in the Board of Directors. Thereafter, the Nominations Committee prepared and approved the Final List of Candidates. Such Final List of Candidates and the qualifications of each nominee director are discussed in the Definitive Information Statement and their names are included in the ballot form to be provided by the Corporation.

#### **7. Appointment of the External Auditor**

The Audit Committee and the Board endorsed to the stockholders the re-appointment of Sycip Gorres Velayo & Co. as the external auditor of the Corporation for the ensuing year. The details of the external auditor are provided in the Definitive Information Statement.

#### **8. Appointment of the Stock Transfer Agent**

The Board endorsed to the stockholders the re-appointment of Stock Transfer Services, Inc. as the stock transfer agent for the ensuing year. The details of the stock transfer agent are provided in the Definitive Information Statement.

**VITARICH CORPORATION**  
**PROXY FORM**

The undersigned stockholder of **VITARICH CORPORATION** (the "Corporation") hereby nominates, constitutes, and appoints the following:

Name of proxyholder: \_\_\_\_\_

or in his/her/its absence, the Chairman of the meeting, as his/her/its proxy, to represent and to vote all of his/her/its shares of stock in the Corporation registered in his/her/its name in the corporate books and records of the Corporation during the annual stockholders' meeting of the Corporation scheduled on 24 June 2022 via video-conferencing, and on any postponement or adjournment thereof.

The proxy is authorized to attend the annual stockholders' meeting via video-conferencing and is given the following instructions as regards the matters to be taken up during the said meeting:

\_\_\_\_\_The proxy is given the right to exercise his/her discretion in accomplishing the ballot form to be issued by the Corporation and in voting for the items in the agenda.

\_\_\_\_\_The proxy shall vote strictly as follows:

<b>Matter</b>	<b>For</b>	<b>Against</b>	<b>Abstain</b>
Approval of the minutes of the last annual stockholders' meeting			
Report of the President on the results of the 2021 operations and the 2021 audited financial statements			
Ratification of the acts of directors and officers			
Appointment of SGV& Company as external auditor			
Appointment of Stock Transfer Services, Inc. as stock transfer agent			

For the election of directors:

Number of shares owned	
Number of votes (no. of shares owned times nine (9) seats)	

<b>Nominee</b>	<b>Number of votes, or if you want to distribute your votes equally among the nominees, please place an "x" *</b>
Jose Vicente C. Bengzon, III	
Ricardo Manuel M. Sarmiento	
Stephanie Nicole S. Garcia	
Rogelio M. Sarmiento	
Benjamin I. Sarmiento, Jr.	
Lorenzo Vito M. Sarmiento, III	

Juan Arturo Iluminado De Castro	
Vicente J.A. Sarza (Independent Director)	
Pierre Carlo C. Curay (Independent Director)	
Total*	

*\* By placing (x) beside the name of the nominee, we shall consider the total number of votes that you are entitled to cast to have been distributed equally to the number of directors that you voted for.*

IN WITNESS WHEREOF, this proxy has been executed by the undersigned.

Signature: \_\_\_\_\_

Name: \_\_\_\_\_

Date: \_\_\_\_\_

**VITARICH CORPORATION**  
**BALLOT FORM**

Name of stockholder	
Name of proxyholder	
Signature	

**Please check:**

Matter	For	Against	Abstain
Approval of the minutes of the last annual stockholders' meeting			
Report of the President on the results of the operations for 2021 and the 2021 audited financial statements			
Ratification of the acts of directors and officers			
Appointment of SGV& Company as external auditor			
Appointment of Stock Transfer Services, Inc. as stock transfer agent			

**For the election of directors:**

Number of shares owned	
Number of votes (no. of shares owned times nine (9) seats)	

Nominee	Number of votes, or if you want to distribute your votes equally among the nominees, please place an "x" *
Jose Vicente C. Bengzon, III	
Ricardo Manuel M. Sarmiento	
Stephanie Nicole S. Garcia	
Rogelio M. Sarmiento	
Benjamin I. Sarmiento, Jr.	
Lorenzo Vito M. Sarmiento, III	
Juan Arturo Iluminado De Castro	
Vicente J.A. Sarza (Independent Director)	
Pierre Carlo C. Curay (Independent Director)	
Total*	

*\* By placing (x) beside the name of the nominee, we shall consider the total number of votes that you are entitled to cast to have been distributed equally to the number of directors that you voted for.*

INFORMATION STATEMENT PURSUANT TO SECTION 20  
OF THE SECURITIES REGULATION CODE

1. Check the appropriate box:  
☐ Preliminary Information Statement  
☒ Definitive Information Statement
2. Name of Registrant as specified in its charter: VITARICH CORPORATION
3. Bulacan, Philippines  
Province, country or other jurisdiction of incorporation or organization
4. SEC Identification Number: 21134
5. BIR Tax Identification Code: 000-234-398-000
6. Marilao-San Jose Road, Sta. Rosa I, Marilao, Bulacan 3019  
Address of principal office Postal Code
7. Registrant's telephone number, including area code (+632) 8843-3033
8. Date, time and place of the meeting of security holders  
  
Date: Friday, June 24, 2022  
Time: 2:00 p.m.  
Place: Zoom Video-conferencing.
9. Approximate date on which the Information Statement is first to be sent or given to security holders: 31 May 2022, subject to approval of the SEC.
10. Securities registered pursuant to Sections 8 and 12 of the Code or Sections 4 and 8 of the RSA (information on number of shares and amount of debt is applicable only to corporate registrants)

Title of Each Class	Number of Shares of Common Stock Outstanding or Amount of Debt Outstanding
Common Stock	3,054,334,014 shares

11. Are any or all of registrant's securities listed on a Stock Exchange?  
Yes ☒ No ☐

If yes, disclose the name of such Stock Exchange and the class of securities listed therein:

## Philippine Stock Exchange

**WE ARE NOT SOLICITING A PROXY AND YOU ARE REQUESTED NOT TO SEND A PROXY**

## **PART I.**

### **A. GENERAL INFORMATION**

#### **Item 1. Date, time, and place of meeting of security holders.**

- (a) The Annual Meeting of the Stockholders of VITARICH CORPORATION (the "Corporation" or "Vitarich") will be held on Friday, 24 June 2022 at 2:00 P.M. via Zoom video-conferencing in order to prevent the spread of COVID-19 and to ensure the safety of all the stockholders.
- (b) Pursuant to the Notice dated 16 March 2021 of the SEC, this Information Statement and the accompanying Proxy Form and other necessary materials shall be sent or given to security holders through posting of the electronic copies of the said documents at the Corporation's website and PSE EDGE System not later than 31 May 2022 as well as publication of the notice of the annual meeting containing the information on the availability of the electronic copies of the documents on the Corporation's website and the PSE EDGE system not later than twenty one (21) days prior to the scheduled meeting or not later than Thursday, 02 June 2022.

#### **Item 2. Dissenter's Right of Appraisal**

There is no matter to be taken up during the annual stockholders' meeting that may give rise to the exercise by any dissenting stockholder of the right of appraisal. For the guidance and information of the stockholders, any stockholder of the Corporation may exercise his/her right of appraisal in any of the instances enumerated under Section 80 of the Revised Corporation Code of the Philippines ("RCCP") and in the manner provided for under Section 81 of the RCCP. Sections 80 and 81 of the RCCP provide as follows:

"SECTION 80. Instances of Appraisal Right. — Any stockholder of a corporation shall have the right to dissent and demand payment of the fair value of the shares in the following instances:

1. In case an amendment to the articles of incorporation has the effect of changing or restricting the rights of any stockholder or class of shares, or of authorizing preferences in any respect superior to those of outstanding shares of any class, or of extending or shortening the term of corporate existence;
2. In case of sale, lease, exchange, transfer, mortgage, pledge or other disposition of all or substantially all of the corporate property and assets as provided in the Code;
3. In case of merger or consolidation; and
4. In case of investment of corporate funds for any purpose other than the primary purpose of the corporation."

"SECTION 81. How Right is Exercised. — The dissenting stockholder who votes against a proposed corporate action may exercise the right of appraisal by making a written demand on the corporation for the

payment of the fair value of shares held within thirty (30) days from the date on which the vote was taken: Provided, That failure to make the demand within such period shall be deemed a waiver of the appraisal right. If the proposed corporate action is implemented, the corporation shall pay the stockholder, upon surrender of the certificate or certificates of stock representing the stockholder's shares, the fair value thereof as of the day before the vote was taken, excluding any appreciation or depreciation in anticipation of such corporate action.

If, within sixty (60) days from the date the approval of the corporate action by the stockholders, the withdrawing stockholder and the corporation cannot agree on the fair value of the shares, it shall be determined and appraised by three (3) disinterested persons, one of whom shall be named by the stockholder, another by the corporation, and the third by the two (2) thus chosen. The findings of the majority of the appraisers shall be final, and their award shall be paid by the corporation within thirty (30) days after such award is made: Provided, That no payment shall be made to any dissenting stockholder unless the corporation has unrestricted retained earnings in its books to cover such payment: Provided, further, That upon payment by the corporation of the agreed or awarded price, the stockholder shall forthwith transfer the shares to the corporation."

### **Item 3. Interest of Certain Persons in or Opposition to Matters to be Acted Upon**

No director, officer, or nominee for director or officer of the Corporation or associate of said director, officer or nominee for director or officer of the Corporation has any substantial interest, direct or indirect, by security holdings or otherwise, in any of the corporate actions to be acted upon at the annual meeting of the stockholders. None of the directors of the Corporation has informed or signified his/her intention to oppose any of the corporate actions to be acted upon at the annual meeting of the stockholders.

## **B. CONTROL AND COMPENSATION INFORMATION**

### **Item 4: Voting Securities and Principal Holders Thereof**

- (a) Number of Shares Outstanding: The Corporation's capital stock is composed of common shares, which are voting shares. The number of shares outstanding is 3,054,334,014 with each share entitled to one (1) vote. The Corporation's Filipino-Foreign equity ownership as of 30 April 2022 is as follows:

	No. Of Shares	% Ownership
Shares owned by Filipino	2,937,484,572	96%
Shares owned by Foreigners	116,849,442	4%
<b>Total</b>	<b>3,054,334,014</b>	<b>100.00%</b>

- (b) Record Date: The record date, with respect to this solicitation, is on 24 May 2022. Only stockholders of record as at the close of business on 24 May 2022 are entitled to notice and vote at the meeting.
- (c) Cumulative Voting Rights: At the election of directors, each stockholder may vote the shares registered in his/her name, either in person or by proxy, for as many persons as there are directors, or he may cumulate said shares and give one candidate as many votes as the number of directors to be elected multiplied by the number of his/her shares shall equal, or he/she may distribute them on the same principles among as many candidates as he/she shall see fit: provided that the total number of votes cast by him/her shall not exceed the number of shares owned by him/her multiplied by the whole number of directors to be elected.
- (d) (i) Security Ownership of Certain Record and Beneficial Owners: Owners of record of more than 5% of the Corporation's voting securities as of 30 April 2022 are as follows:

Title of Class	Name, Address of Record Owner & Relationship with Issuer	Name of Beneficial Owner & Relationship W/ Record Owner	Citizenship	No. Of Shares	Percent of Class
Common Shares	PCD NOMINEE CORPORATION (Filipino) 37/F The Enterprise Center, Ayala Avenue Corner Makati Avenue, Makati City  Beneficial owner of more than 5% of the outstanding shares.	Various beneficial owners	Filipino	2,918,079,740	95.54%
	KORMASINC, INC. 7th Floor, LTA Bldg., 118 Perea St., Legazpi Village, Makati City	Various beneficial owners	Filipino Corporation	1,480,532,604	48.47%
	CHOCOHOLIC HOLDINGS, INC. Vitarich Corporation Compound, Marilao San Jose Road, Brgy. Sta. Rosa I, Marilao, Bulacan	Various beneficial owners	Filipino Corporation	705,666,000	23.10%

The Corporation has no information yet on who will vote the shares of Kormasinc, Inc. and Chocoholic Holdings, Inc. since the registration procedures and submission of requirements are yet to be released.

- (ii) Security of Ownership of Management: The number of common shares beneficially owned by directors and executive officers as of 30 April 2022 are as follows:



TITLE OF CLASS	NAME OF BENEFICIAL OWNER	AMOUNT & NATURE OF BENEFICIAL OWNERSHIP	CITIZENSHIP	PERCENT OF CLASS
Common	Jose Vicente C. Bengzon III	10,000	Filipino	0.00%
Common	Rogelio M. Sarmiento	6,386,320	Filipino	0.21%
Common	Benjamin I. Sarmiento Jr.	199	Filipino	0.00%
Common	Ricardo Manuel M. Sarmiento	55,240,990	Filipino	1.81%
Common	Stephanie Nicole S. Garcia	104,359	Filipino	0.00%
Common	Lorenzo Vito M. Sarmiento III	500	Filipino	0.00%
Common	Vicente J.A. Sarza	1	Filipino	0.00%
Common	Manuel D. Escueta	1	Filipino	0.00%
Common	Juan Arturo Iluminado C. de Castro	18,818,034	Filipino	0.37%
Common	Aison Benedict C. Velasco	0	Filipino	0.00%
Common	Reynaldo D. Ortega	1,219,974	Filipino	0.04%
Common	Mary Christine Dabu-Pepito	0	Filipino	0.00%
Common	Alicia G. Danque	0	Filipino	0.00%
Common	Emmanuel S. Manalang	0	Filipino	0.00%
Common	Maria Alicia C. Arnaldo	0	Filipino	0.00%
Common	Carmencita S. Policarpio	0	Filipino	0.00%
Common	Elaine C. Nantes	0	Filipino	0.00%
Common	Glenmark R. Seducon	0	Filipino	0.00%

(iii) Voting Trust Holders of 5% or more: The Corporation is not aware of any person holding more than 5% of the common shares of the Corporation under a voting trust or similar agreement as there has been no voting trust agreement which has been filed with the Corporation and the Securities and Exchange Commission, as required under the RCCP.

(e) Change in Control of the Corporation: As of 31 December 2021, Kormasinc, Inc.'s ownership interest slightly increased from 48.28% to 48.47%. As of 31 March 2022, its ownership interest remains at 48.47%. Other than the slight increase in ownership interest of Kormasinc, Inc., there are no arrangements that will affect or change the Corporation's ownership.

## Item 5. Directors and Executive Officers

The following were elected as directors of the Corporation at the annual meeting of the stockholders of the Corporation on 25 June 2021 to hold office until the next succeeding annual meeting of the stockholders and until the respective successors have been elected and qualified:

### Regular Directors:

1. Jose Vicente C. Bengzon, III
2. Ricardo Manuel M. Sarmiento
3. Stephanie Nicole S. Garcia
4. Benjamin I. Sarmiento, Jr.
5. Lorenzo Vito M. Sarmiento, III
6. Jose M. Sarmiento
7. Juan Arturo Iluminado C. De Castro

### Independent Directors:

1. Vicente Julian A. Sarza
2. Manuel D. Escueta

Following the demise of Director Jose M. Sarmiento on 29 July 2021, Director Rogelio M. Sarmiento was subsequently elected to fill in the vacancy. As such, the members of the Board of Directors of the Corporation at present are as follows:

### Regular Directors:

1. Jose Vicente C. Bengzon, III
2. Ricardo Manuel M. Sarmiento
3. Stephanie Nicole S. Garcia
4. Rogelio M. Sarmiento
5. Benjamin I. Sarmiento, Jr.
6. Lorenzo Vito M. Sarmiento, III
7. Juan Arturo Iluminado C. De Castro

### Independent Directors:

8. Vicente Julian A. Sarza
9. Manuel D. Escueta

Their respective profile, background and credentials may be seen in pages 18 to 20 of the Corporation's SEC Form 17-A attached to and made an integral part of this Information Statement. The respective profile, background and credentials of the directors being nominated for election or re-election, as the case may be, during the annual stockholders' meeting on 24 June 2022 may be seen below.

Officers are elected by the newly elected members of the Board of Directors at the first meeting. The Board also elects during its first meeting the chairman and members of the Audit, Risk Oversight and Related Party Transactions as well as the Nominations, Remunerations and

Corporate Governance committees. The following officers were elected during the Organizational Meeting of the Board of Directors held on 25 June 2021, and, unless removed by the Board of Directors, shall hold office until their successors are appointed. If any vacancy shall occur among the officers of the Corporation, such vacancy shall be filled by the Board of Directors:

Jose Vicente C. Bengzon, III	- Chairman of the Board
Rogelio M. Sarmiento	- Chairman Emeritus
Ricardo Manuel M. Sarmiento	- Chief Executive Officer/President
Stephanie Nicole S. Garcia	- EVP, Corporate Management Services Director and Treasurer
Atty. Aison Benedict C. Velasco	- Corporate Secretary
Atty. Mary Christine Dabu-Pepito	- Asst. Corporate Secretary/Compliance Officer/Corporate Information Officer
Reynaldo D. Ortega	- Senior Vice President and General Manager, Feeds, Poultry, and Food Division
Eugene B. Bayta Jr.	- Vice President, National Poultry Processing Manager
Alicia G. Danque	- Vice President & Supply Chain Director/ Alternate Corporate Information Officer
Glenmark R. Seducon	- Chief Audit Executive
Emmanuel S. Manalang	- Vice President & Nutrition and Research & Development Manager

The following were also appointed as officers during the year:

Maria Alicia C. Arnaldo	- Executive Vice President & Chief Finance Officer
Elaine C. Nantes	- Vice President & Quality Assurance/Research & Development Foods Technical Director
Carmencita S. Policarpio	- Vice President & General Manager

Their respective profile, background and credentials may be seen in pages 18, 19, 21-23 of the Corporation's SEC Form 17-A attached to and made an integral part of this Information Statement. The respective profile, background and credentials of the officers being nominated for re-election during the annual stockholders' meeting on 24 June 2022 may be seen below.

Pursuant to Article VI of its Amended Articles of Incorporation, the Corporation shall have nine (9) directors. The final list of nominees for the members of the Board of Directors and Officers for the ensuing year are the following:

1. Mr. Jose Vicente C. Bengzon III;
2. Mr. Ricardo Manuel M. Sarmiento;
3. Ms. Stephanie Nicole S. Garcia;
4. Mr. Rogelio M. Sarmiento;
5. Mr. Benjamin I. Sarmiento Jr.;
6. Mr. Lorenzo Vito M. Sarmiento, III;
7. Atty. Juan Arturo Iluminado C. de Castro;
8. Mr. Vicente Julian A. Sarza (Independent Director);
9. Mr. Pierre Carlo C. Curay (Independent Director)

The independent directors were pre-screened by the Nominations, Remunerations and Corporate Governance Committee of the Corporation under the guidelines and procedures laid down in the RCCP as well as the Corporation's Amended By-Laws, Amended Manual on Corporate Governance, and existing circulars and regulations of the SEC. They possess all the qualifications and none of the disqualifications of being independent directors, pursuant to SRC Rule 38 of the Rules Implementing the Securities Regulations Code. Their respective Certifications are attached to and made an integral part of this Information Statement.

**Officers:**

Jose Vicente C. Bengzon, III	- Chairman of the Board
Rogelio M. Sarmiento	- Chairman Emeritus
Ricardo Manuel M. Sarmiento	- Chief Executive Officer/President
Stephanie Nicole S. Garcia	- EVP, Corporate Management Services Director and Treasurer
Atty. Aison Benedict C. Velasco	- Corporate Secretary
Atty. Mary Christine Dabu-Pepito	- Asst. Corporate Secretary/Compliance Officer/Corporate Information Officer
Reynaldo D. Ortega	- Senior Vice President and General Manager, Feeds, Poultry, and Food Division
Maria Alicia C. Arnaldo	- Executive Vice President & Chief Finance Officer
Alicia G. Danque	- Vice President & Supply Chain Director/Alternate Corporate Information Officer
Emmanuel S. Manalang	- Vice President & Nutrition and Research & Development Manager
Elaine C. Nantes	- Vice President & QA/R&D Foods Technical Director
Carmencita S. Policarpio	- Vice President & General Manager
Glenmark R. Seducon	- Chief Audit Executive

All nominees for directors and officers are Filipino citizens and, except for Mr. Pierre Carlo C. Curay, are currently serving as the Corporation's directors and/or officers. The following is a brief profile of each nominee for directors and/or officers:

**Directors:**

**Jose Vicente C. Bengzon III, Filipino, 64 years old  
Director/Chairman of the Board**

Mr. Bengzon has been Vitarich's Chairman of the Board of Directors since 2012. He is the President & CEO of Torres Trading Company, Inc. since January 2021. He has been the Vice Chairman & Chairman of Executive Committee, Commtrend Construction Corp. since 2014; Director and Treasurer of Inception Technology Philippines Corp. since 2019; and Senior Adviser to the Board, Malayan Bank since 2018. He was Director & Chairman of Risk Management Committee of Rizal Microbank from 2010 up to 2020. He was Consultant at SGV from 1982-1985 and Financial Planning and Projects Manager of Reuters America, 1988-1990. From 1991 to 1996, he was with Dole Philippines and served in various capacities as Assistant to the Country Manager, Manager - Financial Planning Group, and Financial Analyst. He was also an Entrepreneur of Westborough Food Corporation from 1993-2001. He was Director of Philippine Quality Awards Foundation, 1998 – 2011; Board of Trustees, Philippine Quality and Productivity Movement Davao Chapter, 1998 –

1999; Board of Trustees, Davao City Chamber of Commerce and Industry, 1999 – 2000; President, Productivity Development Council – Mindanao, 1999 – 2000; and President of Abarti Artworks Corporation, 2001-2004. In 2005, he was the Chief Privatization Officer of the Department of Finance and Director of Panaro Minerals Phils. and Philippine Al Amanah Islamic Bank. He was President of Duma Group of Companies from 2006 to 2011; President of UPCC Holdings Corp until 2020; acting Chairman, Philippine National Construction Corp., 2012 – 2013 and its Board Member, 2005 - 2011; Director, Manila North Tollways Corp., 2012 - 2013; Director, South Luzon Tollways Corp., 2011 - 2012; an Independent Director of Bermaz Auto Phil's Inc. (2017); and Director & Chairman of Audit Committee of Century Peak Mining Corp., 2016 - 2018. He is a Certified Public Accountant and a graduate of De La Salle University having obtained his Bachelor of Science in Commerce and Bachelor of Arts degrees major in Economics in 1980 therefrom. He earned his Master of Business Administration at the J. L. Kellogg School of Management at Northwestern University in 1988.

**Ricardo Manuel M. Sarmiento, Filipino, 45 years old**  
**Director/President & Chief Executive Officer**

Mr. Sarmiento is presently the President and Chief Executive Officer of Vitarich Corporation. He leads the over-all operations of Vitarich. He holds a degree in Bachelor of Science in Tourism from the University of the Philippines in Diliman, Quezon City. He is a member of the Upsilon Sigma Phi and Rotary Club of Manila. Mr. Sarmiento joined Vitarich in July 2005 and was first elected as director on June 29, 2012.

**Stephanie Nicole M. Sarmiento-Garcia, Filipino, 42 years old**  
**Director/Executive Vice-President, Corporate Service Management Director and Treasurer**

Ms. Garcia is the EVP, Corporate Management Director and Treasurer of Vitarich Corporation. As such, she is in charge of the funds, assets, securities, receipts and disbursements of the Corporation. She oversees efficient operations, allocates funds and negotiates contracts and prices as well. Prior to Vitarich, Ms. Garcia worked as a Store Manager at *Le Pain Quotidien*, an international chain of café-style restaurants, specializing in bakery items. Early on, she held a front desk position at the *Ritz Carlton Hotel* in San Francisco. She holds a degree in International Hospitality Management from Glion Institute of Higher Education (formerly known as Glion Hotels School), a private, university-level Swiss hotel management school in Switzerland. Ms. Garcia joined Vitarich in October 2003 and was first elected as a Director on June 29, 2012. In February 2020, she was elected President of Philippine Association of Feedmillers, Inc. (PAFMI) and has been serving its Board for two years.

**Rogelio M. Sarmiento, Filipino, 73 years old**  
**Director/Chairman Emeritus**

Mr. Sarmiento had served the Corporation in different capacities as director (1982 to 1991; 2003 until April 29, 2021; October 15, 2021 to present), President and Chief Executive Officer (2003 to 24 June 2016), and Chairman of the Board of Directors (2003 to 29 June 2012). He was elected on October 15, 2021 as a director to fill in the vacancy that resulted from the untimely demise of Mr. Jose M. Sarmiento. He was also the President of L. S. Sarmiento & Co., Inc., Sarmiento Industries, Inc., Fortuna Mariculture Corporation, and Sarphil Corporation from 1968 to 1981. He obtained his Bachelor of Science in Business Administration degree from the University of San Francisco and his Master of Business Administration degree from the University of Sta. Clara in the United States of America. He was President of the Philippine Association of Feed Millers Inc. from 1990-1992 and

Vice-President of the Philippine Chamber of Commerce from 1988 to 1989. Formerly a member of the Interim Batasang Pambansa, he concurrently served as Minister of State for Transportation and Communications. He also served as Deputy Director General of the National Economic and Development Authority. He was a member of the House of Representatives representing the First District of the Province of Davao del Norte from 1992 to 2001.

**Benjamin I. Sarmiento Jr., Filipino, 52 years old**  
**Director**

Mr. Sarmiento was first elected as Vitarich's Director in 1998. He is a graduate of the University of San Francisco with a degree of Bachelor of Arts in Economics. He is the Chief Executive Officer of Sarmiento Pacific Holdings and Equities (formerly Pacific Equities, Inc.) from 1989 up to the present. He is also a Director of the following companies: M3 Ventures, International Inc. from 1991 up to the present, and Ultra-Seer, Inc., Hillsdale Marketing Inc., Specialized Products & Services, Inc., Escotek, Inc. and Diversified Industrial Technology, Inc. from 2002 up to the present. He is the Chief Executive Officer of Sarmiento Pacific Agribusiness.

**Lorenzo Vito M. Sarmiento III, Filipino, 47 years old**  
**Director**

Mr. Sarmiento was first elected as director on June 29, 2012. He is also the President of Lockbox Storage Inc. He is Co-founder and Chief Operating Officer of Advanced Environmental Soil Solutions, Inc. He was President of Medityre, President of Speed Space Systems, Chairman of Emphasys Process Corporation, Investor and co-founder at South Super Sports, Team Manager under contract with the Philippine Football Federation, Creative Director of Speed HKG. He graduated in 1999 from the University of San Francisco, San Francisco CA USA, with a degree in Bachelor of Science in Business Administration with emphasis in Marketing and International Business. He took up special courses in International Studies at the Richmond College in London, England and Network Engineering at Herald College, San Francisco CA, USA.

**Atty. Juan Arturo Iluminado C. De Castro, J.S.D., LL.M., Filipino, 41 years old**  
**Director**

Atty. De Castro was first elected as a director on June 26, 2015. He is a practicing lawyer with a Bachelor of Laws degree from the University of the Philippines College of Law, and is the first Filipino to obtain both a Doctorate in the Science of Law (J.S.D.) and a Master of Laws (LL.M.) degree at the University of California Berkeley School of Law (Boalt Hall) in the United States of America in 2011. He authored the book on Philippine Energy Law (2012), which provides guidance for investing in the country's electric power industry. He has extensive experience in corporate rehabilitation or Chapter 11, Bankruptcy in the Philippines. He is also the managing partner of the De Castro & Cagampang-De Castro Law Firm, a boutique law firm in Makati. Their law practice includes civil and criminal litigation before various courts, appellate practice, real estate transactions, and cases before the Sandiganbayan, among others. He is currently also an Assistant Professorial Lecturer at the De La Salle University College of Law.

**Vicente Julian A. Sarza, Filipino, 69 years old**  
**Independent Director**

Mr. Sarza was first elected as Independent Director of the Corporation in 2016. He also serves as Independent Director of HC Consumer Finance Phils Inc (Home Credit) and AIB Money Market

Mutual Fund, Inc. He was a director and Chief Operating Officer of Mabuhay Capital until his retirement therefrom in 2020. However, he remains to be a consultant of Mabuhay Capital. Prior to joining Mabuhay Capital, Mr. Sarza was Senior Vice President, Head of institutional banking at Asia United Bank (AUB), a publicly listed company, which operates as a universal bank. Before moving to AUB, Mr. Sarza was a Principal, Head of Advisory Services in KPMG Philippines. He was responsible for the significant expansion of market share and significant increase in recognition of KPMG Advisory as an advisory services firm in key industries such as financial institutions, energy, water, infrastructure, insurance and in government and the multilateral institutions. Over the years, Mr. Sarza's extensive experience includes successful engagements as Director to Chief Privatization Officer, rank of Undersecretary in the Privatization and Management Office (An Agency of the Department of Finance). Mr. Sarza was also a Director and Chairman of the Technical Committee Privatization Office and Special Concerns for Department of Finance (Republic of the Philippines). Mr. Sarza had various roles in the successful privatization of Maynilad, International School, Philippine Telecommunications Investment Corp., Energy Development Corp., and Iloilo Airport. Mr. Sarza spent more than 25 years in banking, his stints spanning corporate, middle market, and consumer banking with added responsibilities in his last 8 years through involvement in senior functions such as Mancom, Asset and Liabilities Management and Credit Committee duties, among others. Prior to Department of Finance, Mr. Sarza spent a total of 14 years in United Coconut Planters Bank (UCPB) and UCPB Savings Banks as Manager to First Vice President-Head of the Commercial Credit Division and President and COO, respectively. Mr. Sarza holds a A.B. Economics from the Ateneo De Manila University.

**Pierre Carlo C. Curay, Filipino, 43 years old**  
**Independent Director**

Mr. Curay is a first-time nominee for Independent Director of Vitarich Corporation (“Corporation”). He has never been affiliated with the Corporation prior to his nomination as Independent Director for the term of office beginning June 24, 2022. He is an entrepreneur for 22 years to date and has 16 years of experience in Logistics and Supply Chain Management, in addition to being a technology professional. He is a Co-Founder and the current CEO of Insight and Supply Chain Solutions (InsightSCS) since March 2019, a technology logistics start-up. He is also the VP Strategic Solutions and Director of XVC Logistics since October 2006, a transport and freight forwarding company serving multinational companies for their Philippine logistics needs. He concurrently serves in different organizations in various capacities - President of Supply Chain Management Association of the Philippines (since January 2021); Co-Chair for Supply Chain Management of the Committee on Transport and Logistics of Philippine Chamber of Commerce and Industry (since February 2022); Technical Consultant for the Regulatory Reform Support Program for National Development of the University of the Philippines Public Administration and Extension Services Foundation, Inc. (since March 2020); Pioneer Mentor of ASEAN Mentorship for Entrepreneurs Network (since November 2017); and Mentor for Department of Trade and Industry (DTI) and Department of Agriculture (DA) at GoNegosyo (since June 2016). Mr. Curay earned his Bachelor of Science in Management Information Systems, Information Technology from the Ateneo de Manila University in 1999. He also attended the Training Programs on Logistics Management for the Philippines and Establishing the Logistics Qualifications System by the Association of the Overseas Technical Scholarships in Japan (2010-2012) and the Entrepreneurship Acceleration Program at The Wharton School (2019).

## **Executive Officers**

### **Atty. Aison Benedict C. Velasco, Filipino, 43 years old Corporate Secretary**

Atty. Velasco was first appointed as Corporate Secretary of the Corporation last April 26, 2019. He is presently a Partner of the Angara Abello Concepcion Regala & Cruz Law Office (ACCRALAW), the firm he joined in 2003. He obtained his bachelor's degree from the Ateneo de Manila University in 1999 and his Juris Doctor law degree from the same university in 2003 graduating with Second Honors. Presently, he acts as Corporate Secretary of several companies, including AB Mauri Philippines, Inc., ELC Beauty, Inc., Smartmatic Philippines, Inc., UBS Securities Philippines, Inc., UBS Investments Philippines, Inc., Grey Philippines, Inc., Shin Clark Power Holdings, Inc. and other local companies.

### **Atty. Mary Christine C. Dabu-Pepito, CCO, Filipino, 36 years old Assistant Corporate Secretary/Compliance Officer/Corporate Information Officer**

Atty. Dabu-Pepito was first appointed as the Corporation's Assistant Corporate Secretary/Compliance Officer/Corporate Information Officer on March 21, 2016. She obtained her Bachelor of Arts in Broadcast Communication degree from the University of the Philippines – Diliman and graduated *Cum Laude* in 2006. She took up her Bachelor of Laws degree at the San Beda University-Manila in 2011 and was admitted to the Bar on March 28, 2012. She joined Dulay, Pagunsan & Ty Law Offices as one of its Associate Lawyers until May 2013. From June 2013 up to March 2016, she was an Associate Lawyer at Dabu & Associates Law Office and was appointed as a Partner of the said firm on April 2016. Her areas of practice include civil, family, criminal, commercial, administrative, employment and labor law litigation as well as corporate and commercial services. She is also one of the Corporation's legal counsels. She is an alumna of the 5<sup>th</sup> Cohort of the Applied Sustainability Management in Asia Pacific (ASMAP 5) held on October 2019. Organized by the Center for Social Responsibility of the University of Asia and the Pacific, ASMAP is an executive training program for linking sustainability and business performance. She is a Certified Compliance Officer having completed and passed the qualifying examinations of the 11-session Certification Course for Compliance Officers administered by the Center for Global Best Practices on March 2, 2022 up to April 5, 2022.

## **Other Executive Officers**

### **Reynaldo D. Ortega, Filipino, 52 years old Senior Vice President and General Manager Poultry, Food and Feed Sales Division**

Dr. Ortega is a Doctor of Veterinary Science and Medicine and he obtained his degree in Central Luzon State University in 1992. He also earned his degree in Bachelor of Science in Animal Husbandry in the same University in 1990. He took up his Master Degree at University of Asia and the Pacific on Agribusiness Executive Program in 2018. He started as Production Supervisor in Purefoods Corporation in Sto. Tomas, Batangas and was later assigned as Veterinary Supervisor at Purefood's JMT office in Ortigas, Pasig. He joined Vitarich in 1994 as Extension Veterinarian and, since then, handled various positions as Veterinary Services Group Head, Contract Growing Operations Head, Technical Head, Poultry and Livestock Division Head, until his appointment as Senior Vice President and General Manager-Poultry and Foods Division in March 2018. His training includes Poultry Tunnel Ventilation System, Poultry Management in Cage System, Immunology and Virology, and Artificial Insemination in Broiler Breeder. He attended various symposiums about



Poultry production, processing and marketing in USA, Europe and Asia.

**Maria Alicia C. Arnaldo, Filipino, 51 years old**  
**Executive Vice President & Chief Finance Officer**

Ms. Arnaldo has more than 20 years of experience as a finance senior executive with extensive background in accounting, controllership, taxation, compliance, treasury, asset-liability management, risk management, business and financial planning, capital budgeting, fund-raising, IPO, M&A, strategic investments/ alliances, creditor/ investor relations, and fintech. Prior to joining the Corporation, she was an independent senior management consultant for finance and strategy, serving a multitude of industries particularly banking/financial services, technology, and business process outsourcing. She was the CFO of East West Banking Corporation from 2015 to 2017. She played a key role in the IPO of Asia United Bank in 2013 and the formulation of the financial transformation plan of Philippine Bank of Communications in 2012. She served as Chief of Strategy and Risk Management as well as deputy CFO in International Exchange Bank (now Union Bank of the Philippines) from 2000 to 2006. Ms. Arnaldo is a graduate of Ateneo de Manila University with a Bachelor of Science degree in Management Engineering.

**Alicia G. Danque, Filipino, 48 years old**  
**Vice President & Supply Chain Director, Alternate Corporate Information Officer**

Ms. Danque was appointed as Vice President & Supply Chain Director effective January 1, 2020 to provide over-all supply chain directions from integrated planning, procurement of raw material & services, and feedmill, warehouse & logistics operations in order to further improve productivity and efficiency and reduce costs while securing high quality material.

Hired in 1995, Ms. Danque was Corporate Planning Manager for 16 years. She was born in Bulacan, where she currently resides. She is a graduate of BS Industrial Engineering at Mapua University and took up postgraduate courses in Philippine Women's University and University of Asia and the Pacific.

**Elaine C. Nantes, Filipino, 58 years old**  
**Vice President & Quality Assurance/Research & Development Foods Technical Director**

Ms. Nantes has more than 30 years of managerial experience in the food industry particularly in the aspects of Food Processing, Production, Engineering, Quality and Food Safety Management. She was previously employed as Value-Added Operations Manager, Food Safety, Plant Manager, Project Manager and has managed business relationships in a third-party tolling plant operation set-up. She was known as "the Food Safety Guru" of San Miguel Pure Foods, Co. She was responsible for establishing and propelling the quality and food safety, making sure guidelines, requirements and known regulatory and voluntary food safety standards are followed by the company-owned manufacturing facilities and its third party-owned food plants. She was also responsible for ensuring that quality systems for the safety and suitability of food products will be established, implemented, controlled, and updated. Under her management, 43 food facilities were GMP and HACCP certified with more than 80 food products with HACCP certification: 6 food plants with ISO 22000 and ISO 9001 certification. She is the prime mover in decreasing the cost of non-conformities through quality and productivity initiatives while employed and serving as a consultant to her clients in the food industry. In 2005, she had a chance to serve as the Chairperson for the National Meat Advisory Council of the Department of Agriculture – National Meat Inspection Services (Philippines). She was also awarded by her alma mater, the University of

Santos Tomas, *the Albertus Magnus Award* of the College of Science for alumna who excelled in their chosen field of expertise and in her case in Microbiology.

**Emmanuel S. Manalang, Filipino, 58 years old**  
**Vice President & Nutrition and Research & Development Manager**

Dr. Emmanuel S. Manalang was appointed as Vice President & Nutrition and Research & Development Manager on August 1, 2019. He is a graduate of Veterinary Medicine from the University of the Philippines in 1985. He started his career in Animal Nutrition working for ER Squibb and Sons Philippines as a Vitamin Mineral Specialist. He has developed his skills by enriching his experience working with Ciba Geigy Philippines, Ajinomoto, Amino Acid Department as a Technical Manager. He has been an Animal Nutritionist/Nutrition consultant for many commercial feed mills and farm operations nationwide since 1989. Dr. Manalang has a vast experience in the field of Swine and Poultry Nutrition, Aqua Nutrition and Pet Nutrition. He is also engaged in exotic bird breeding and management.

**Carmencita S. Policarpio, 59 years old**  
**Vice President & General Manager**

Ms. Policarpio is a Licensed Chemical Engineer and has been in the manufacturing industry for more than 30 years. She has extensive work experience in developing and implementing effective quality control processes, quality management, laboratory and production/plant management. She has been with the Corporation since 10 October 2016 and as such, has been assigned in the Corporation's feed mill plants, hatcheries, poultry/swine farms, and warehouses. She has attended several trainings and conventions in Thailand, Singapore and Indonesia. It was under her management when the Corporation's feed mill plants were given ISO 22000:2018 FSMS (Food Safety Management System) Certification by the Certification International Phils, Inc. and when the Corporation was granted HACCP (Hazard Analysis and Critical Control Points) certification. Ms. Policarpio is presently serving as a Technical Committee Member of the Philippine Institute of Chemical Engineers - CAMANAVA Chapter. Prior to joining the Corporation, she worked as Plant Manager of Secret Recipes Foods Corp. (Subsidiary of Robinson's Group), Assistant Manufacturing Manager of Plastic Container Packaging Corp, a food packaging company, and QA Manager then promoted to Plant Manager of Vassar Industries Inc. (Food Packaging company).

**Glenmark R. Seducon, Filipino, 31 years old**  
**Chief Audit Executive**

Mr. Glenmark Seducon was appointed as Chief Audit Executive on August 23, 2019. Prior to joining the Company, he was a former Audit Associate Manager in Reyes Tacandong & Co. (a member firm of RSM International) with over 5 years of experience in handling audit of both private and publicly-listed companies in the field of manufacturing, hotel and restaurants, real estate, foundations, port operations, retails, not-for-profit corporations, service organizations and BPO. A Certified Public Accountant, Mr. Seducon graduated from Far Eastern University – Manila and received his Bachelor of Science in Accountancy as Magna Cum Laude. In 2021, Mr. Seducon obtained an accreditation as public practitioner from the Board of Accountancy (BOA) and the Bureau of Internal Revenue (BIR). Mr. Seducon is also an active member in good standing of the Institute of Internal Auditors - Philippines (IIAP), the Philippine Institute of Certified Public Accountants (PICPA) and the Certified Public Accountants in Public Practice (ACPAPP).

Significant Employees: The Corporation treats the contributions and services rendered of each employee as significant no matter how small the contributions or the work performed are.

Family Relationships Among the Nominees: Director Rogelio M. Sarmiento is the father of Directors Ricardo Manuel M. Sarmiento and Stephanie Nicole S. Garcia.

Directors Benjamin I. Sarmiento Jr. and Lorenzo Vito M. Sarmiento III are the cousins of Directors Ricardo Manuel M. Sarmiento and Stephanie Nicole S. Garcia. Director Rogelio M. Sarmiento is an uncle of Directors Benjamin I. Sarmiento Jr. and Lorenzo Vito M. Sarmiento III.

Involvement in Certain Legal Proceedings: The Corporation has no knowledge of any event during the past five (5) years up to the latest filing date, where any of its directors or executive officers had been or are currently involved in any criminal or bankruptcy proceedings or subject of any order or judgment of any court or quasi-judicial agency, whether local or foreign, effecting his/her involvement in business, securities, commodities or banking activities.

## **Item 6. Compensation of Directors and Executive Officers**

### **Standard Arrangement**

The members of the Board of Directors are entitled to a per diem of P10,000.00 for regular meetings whereas the members of the Audit, Risk Oversight, Related Party Transactions, Corporate Governance and Compensation & Nomination Committees are entitled to a per diem of P5,000.00 for every meeting participation.

### **Arrangements with Directors & Officers**

The Company does not extend or grant warrants or options to its executive officers and directors. Thus, it has no obligation to disclose information pertaining to warrants and options. The market value of the shares of stock, if any, received by the Company's executives and officers approximate the compensation that they should have received had the payment been made in other form of consideration at the grant date.

Executive Compensation: The compensation includes the following:

	<b>2021</b>	2020	2019
Short-term employee benefits	<b>35,561,949</b>	41,524,264	38,616,323
Retirement benefits	<b>5,872,830</b>	2,984,183	3,909,370
Others	<b>10,784,789</b>	2,303,769	2,201,141
	<b>52,219,569</b>	46,812,216	44,726,834

The aggregate compensation including other remuneration during the last two fiscal years, as well as those estimated to be paid in the ensuing fiscal year to the Corporation's Chief Executive Officer and Officers is as follows: (in millions of Pesos)

<b>NAME &amp; PRINCIPAL POSITION</b>	<b>YEAR</b>	<b>SALARY</b>	<b>Bonus &amp; Others</b>
1. RICARDO MANUEL M. SARMIENTO – CEO/President	2021		
2. STEPHANIE NICOLE S. GARCIA- EVP, Corporate Management Services Director/Treasurer	2021		

3. REYNALDO D. ORTEGA – SVP & GM Poultry, Food and Feed Sales Division	2021		
4. ALICIA G. DANQUE – VP & Supply Chain Director, Alternate Corporate Information Officer	2021		
5. EMMANUEL S. MANALANG - VP & Nutrition/Research & Development Manager	2021		
TOTAL (Estimated)	2022	<b>20.24</b>	-
	2021	<b>20.40</b>	-
	2020	<b>20.28</b>	-
ALL OTHER OFFICERS & DIRECTORS AS A COMPANY UNNAMED (Estimated)	2022	<b>2.49</b>	-
	2021	<b>2.32</b>	-
	2020	<b>2.02</b>	-

The following are the five highest compensated officers of the Company:

1. **Ricardo Manuel M. Sarmiento** – CEO/President
2. **Stephanie Nicole S. Garcia** – EVP, Corporate Management Services Director/Treasurer
3. **Reynaldo D. Ortega** – SVP & GM Poultry, Food and Feed Sales Division
4. **Alicia G. Danque** – VP & Supply Chain Director/ Alternate Corporate Information Officer
5. **Emmanuel S. Manalang** - VP & Nutrition/Research & Development Manager

Certain Relationship and Related Transactions: The Company engages, in the normal course of business, in various transactions with its related parties which include stockholders, entities under common control, key management and others, as described below. Unless otherwise indicated, settlement of related party transactions are made thru cash.

#### *Payable to a Stockholder*

Settlement of Restructured Debt. Payable to a stockholder resulted mainly from the acquisition by Kormasinc of the Company's restructured debt from creditors. Of the restructured debt of P3.2 billion acquired by Kormasinc (including interest of P200.0 million), P2.4 billion was converted to equity in 2013.

On December 22, 2017, the SEC approved the debt to equity conversion of the remaining payable of P407.1 million to Kormasinc at P1.52 a share. Consequently, Kormasinc's ownership interest increased from 69.20% to 71.90% (see Notes 1 and 25, Consolidated AFS for 2020).

As at 31 March 2022, Kormasinc Inc.'s ownership interest increased from 48.28% to 48.47%.

#### *Due to and from related parties*

*Trade Receivables.* The Company sells animal feeds, raw materials, feed supplements and dressed chicken to related parties, which are due within 90 days and are non-interest bearing (see Note 7).

*Advances to and from Related Parties.* The Company grants unsecured advances to its related parties for working capital requirements. These are payable on demand, hence, are classified under current assets in the consolidated statements of financial position.

*Trade Payable.* The Company buys raw materials, hogs, and breeder flocks from related parties and sells animal feeds, raw materials, feed supplements and dressed chicken to related parties. These are noninterest-bearing and are generally on a 90-day credit term. (see Note 14).

*Operating leases – the Company as lessor.* The Company is a lessor to related party leases covering the lease of a dressing plant, ice plant and rendering plant in Bulacan (i.e., dressing and rendering), which has a remaining lease term of around 3 years.

Summarized below are the outstanding accounts arising from these transactions (see Notes 7,14 and 20 , Consolidated AFS for 2021).

Related Parties	Nature of Transactions	2021		2020	
		Amount of Transactions	Outstanding Balances	Amount of Transactions	Outstanding Balances
<b>Trade and other receivables</b>					
Entities under common control		₱		₱	
	Sales	1,426,066,299		1,072,194,796	
		(1,358,918,127)	₱	(1,105,153,625)	₱
	Collections	7)	262,799,719	5)	195,651,548
<b>Trade and other payables</b>					
Entities under common control		₱		₱	
	Purchases	1,744,904,273		1,429,424,720	
		(1,697,114,977)		(1,481,354,755)	
	Payments	7)	₱89,707,830	5)	₱41,918,534
<b>Operating lease</b>					
Entities under common control					
	Rental income	₱11,096,404		₱11,895,676	
	Collection	(5,835,411)	₱5,260,993	(11,895,676)	₱-

The Company also availed of interest-bearing advances from a shareholder which are payable within a year. On September 28, 2020 to November 27, 2020, the Company was granted a series of advances (term: 90 day; interest rate: 3% per annum) amounting to ₱89.9 million from one of the Company's stockholders.

Related Party	Nature of Transactions	2021		2020	
		Amount of Transaction	Outstanding Balances	Amount of Transaction	Outstanding Balances
Stockholder	Advances for working capital	₱-		₱89,905,000	₱
					76,633,329
	Interest	-	₱-	407,532	9

*Advances to Officers and Employees*

The Corporation grants unsecured, noninterest-bearing advances to its officers which are normally collected within one year through salary deduction (see Note 7, 2021 Consolidated AFS). Certain officers also pay operating expenses on behalf of the Corporation which are payable upon demand (see Note 14, 2021 Consolidated AFS). Shown below are the movements in the accounts.

Nature of Transactions	2021		2020	
	Amount of Transactions	Outstanding Balances	Amount of Transactions	Outstanding Balances
Advances to officers and employees	Net transactions	<b>₱473,848</b>	<b>₱12,474,296</b>	(₱137,572) 12,000,448

Compensation of Key Management Personnel: The compensation includes the following:

	2021	2020	2019
Short-term employee benefits	<b>₱43,561,950</b>	₱41,524,264	₱38,616,323
Retirement benefits	<b>5,872,830</b>	2,984,183	3,909,370
Others	<b>2,784,789</b>	2,303,769	2,201,141
	<b>₱52,219,570</b>	₱46,812,216	₱44,726,834

## Item 7. Independent Public Accountants

One of the agenda for the stockholders' annual general meeting on 24 June 2022 is the re-appointment of the accounting firm of SyCip Gorres Velayo & Co., who was also the independent public accountant engaged by the Corporation for the audit of its financial statements for the calendar year 2021. The audit of the financial statements of the Corporation in 2021 was handled and certified by the engagement partner, Mr. Erwin A. Pagma. The firm has complied with the Revised SRC Rule 68, paragraph 3 (b) (iv) re: seven (7) years rotation requirement for the external auditor. The engagement of SyCip Gorres Velayo & Co. and the engagement partner is approved by the Board of Directors and the stockholders of the Company.

External Audit Fees and Services: The work of SyCip Gorres Velayo & Co. consisted of an audit of the financial statements of the Company to enable them to express an opinion on the fair presentation, in all material respects, of the Company's statement of financial position, statement of comprehensive income, statement of changes in equity and statement of cash flows in accordance with Philippine Financial Reporting Standards. For the year 2021, audit fees amounted to P3.9 million, exclusive of VAT and out of pocket expenses.

### All Other Fees

For the year 2021, Vitarich engaged the services of SyCip Gorres Velayo & Co to do forensic audit of possible instances of theft of its raw materials inventory located at Sahara Toll Plant and Hi-Grade Plant involving company's employees and third parties. The consideration for such services is P1,344,000.00 (vat inclusive) plus out-of-pocket expenses.

There were no other services obtained from the external auditor other than those mentioned above.

Prior to the engagement of the external auditor, the Audit, Risk Oversight and Related Party Transactions Committee reviewed and confirmed the terms of engagement and the scope of services of the external auditor as endorsed by the Management of the Company. Its approval policies and procedure for external auditors are:

1. Statutory audit of company's annual financial statements
  - a. The Audit, Risk Oversight, and Related Party Committee ensures that the services of the external auditor conform with the provision of the company's manual of corporate governance specifically articles 2.3.4.1; 2.3.4.3 and 2.3.4.4
  - b. The Audit, Risk Oversight, and Related Party Committee makes an assessment of the quality of prior year audit work services, scope, and deliverables and makes a determination of the reasonableness of the audit fee based on the proposed audit plan for the current year.
2. For services other than annual F/S audit:
  - a. The Audit, Risk Oversight, and Related Party Committee evaluates the necessity of the proposed services presented by Management taking into consideration the following:
    - i. The effectiveness of company's internal control and risk management arrangement, systems and procedures, and management degree of compliance.
    - ii. The effect and impact of new tax and accounting regulations and standards.
    - iii. Cost benefit of the proposed undertaking
  - b. The Audit, Risk Oversight, and Related Party Committee approves and ensures that other services provided by the external auditor shall not be in conflict with the functions of the external auditor for the annual audit of its financial statements.

#### **Changes in and Disagreements with Accountants on Accounting and Financial Disclosure**

There was no event in the last two fiscal years where the previous and current external auditors or previous and current engagement partners had any disagreements with regard to any matter relating to accounting principles or practices, financial statement disclosures or auditing scope or procedure. There were no disagreements with the external auditor of the Company on any matter of accounting and financial disclosure.

#### **Item 8. Compensation Plan**

No action is to be taken with respect to any plan pursuant to which cash or non-cash compensation other than those received pursuant to existing labor laws and company policies may be paid or distributed.

#### **C. ISSUANCE AND EXCHANGE OF SECURITIES**

##### **Item 9. Authorization or Issuance of Securities Other than for Exchange**

No action is to be taken with respect to the authorization or issuance of securities, whether the same be for exchange for outstanding securities of the Corporation or not.

##### **Item 10. Modification or Exchange of Securities**

No action is to be taken with respect to the modification of any class of securities of the registrant or the issuance of authorization for issuance of one class of securities of the registrant in exchange for outstanding securities of another class.

#### **Item 11. Financial and other Information**

While no action is to be taken with respect to any matter specified in Items 9 and 10 above, the information required under item 11 (a) of SEC Form 20-IS are contained in the Corporation's SEC Form 17-A regarding its 2021 Annual Report and 2021 Consolidated Audited Financial Statements accompanying this Information Sheet.

#### **Item 12. Mergers, Consolidation, Acquisitions and Similar Matters**

No action is to be taken with respect to any transaction involving the merger, consolidation, acquisition of the Corporation with another person/entity, by another person/entity. Neither is there any action to be taken with respect to any transaction involving the sale or transfer of all or any substantial part of the assets of the Corporation. Neither is there any action to be taken as regards liquidation or dissolution proceedings as the Corporation's business operations continue to be on-going.

#### **Item 13. Acquisition or Disposition of Property**

There is no item in the agenda for this year's annual meeting regarding acquisition or disposition of property.

#### **Item 14. Restatement of Accounts**

No action is to be taken with respect to the restatement of any asset, capital or surplus account since the restatement of 2019 receivables amounted to only 4% of the total assets of the Corporation, and, therefore, not material to require the action of the stockholders (Please see Notes 25 of the 2021 Consolidated Audited Financial Statements of the Corporation).

### **D. OTHER MATTERS**

#### **Item 15. Action with Respect to Reports**

The following are included in the Agenda of the Annual Meeting of Stockholders of the Corporation scheduled on 24 June 2022 for the approval of the stockholders:

1. Call to order;
2. Certification of notice to the stockholders and the presence of a quorum to do business;
3. Approval of the minutes of the previous annual meeting; *(See Minutes as quoted below)*
4. Report of the President on the Results of the 2021 Operations and the 2021 Audited Financial Statements; *(As will be presented and reported during the meeting; See also attached SEC Form 17-A regarding the 2021 Annual Report, 2021 Consolidated AFS, 2021 Parent AFS and SEC Form 17-Q regarding the Corporation's 1<sup>st</sup> Quarter Report)*
5. Ratification of the acts of the Board of Directors and officers; *(See list below)*
6. Election of directors; *(See Item 5)*
7. Appointment of the external auditor; *(See Item 7)*
8. Appointment of the stock and transfer agent; *(See Item 18)*



9. Other matters; and
10. Adjournment

Approval of the Minutes of the Previous Annual Meeting: The Minutes of the Annual Meeting of Stockholders of the Corporation held on 25 June 2021, which will be submitted for the approval of the stockholders during the meeting on 24 June 2022, is as follows:

#### **I. CALL TO ORDER**

The Chairman of the Board, Mr. Jose Vicente C. Bengzon III, called the meeting to order and presided over the same. The Corporate Secretary, Atty. Aison Benedict C. Velasco, recorded the minutes of the proceedings.

Before proceeding to the agenda for the stockholders' annual general meeting for 2021, the Chairman introduced the members of the Board of Directors, the Corporate Secretary and Assistant Corporate Secretary.

Thereafter, the Corporate Secretary read and enumerated the ground rules and voting procedures for the meeting as set forth in the Information Statement.

#### **II. CERTIFICATION OF NOTICE TO STOCKHOLDERS AND EXISTENCE OF A QUORUM**

The Corporate Secretary certified that the stockholders of record as of 25 May 2021 were duly notified of the annual general meeting in accordance with law and the By-laws of the Corporation. The notice of this meeting was submitted to the SEC and was published in the newspapers and posted on the PSE's EDGE system as well as on the Corporation's website.

He further certified that based on the certification of the stock transfer agent which is attached as Annex "A" hereof, a quorum existed for the transaction of business considering that out of a total of 3,054,334,014 issued and outstanding shares, the stockholders holding 2,262,661,292 shares or 74.08% of the total number of outstanding shares were present in person or by proxy.

#### **III. APPROVAL OF THE MINUTES OF THE ANNUAL GENERAL MEETING OF THE STOCKHOLDERS HELD ON 28 AUGUST 2020**

The Chairman informed the stockholders that copies of the minutes of the annual general meeting of the stockholders held on 28 August 2020 were made available to the stockholders in the Information Statement filed with the SEC and PSE, and posted online on the Corporation's website.

Upon motion duly made and seconded, and based on the ballot forms received by the Corporation and tabulated by the stock transfer agent, the stockholders holding 2,262,661,292 shares, representing 74.08% of the outstanding capital stock of the Corporation unanimously voted to dispense with the reading of the minutes of the annual general meeting of the stockholders of the Corporation held on 28 August 2020 and to approve the said minutes as presented. None of the stockholders voted against or abstained from voting on the matter, as certified by the stock transfer agent in its certification attached as Annex "B". Further, despite opportunity to ask questions or make objections, none was made.

#### **IV. REPORT BY THE PRESIDENT AND 2020 AUDITED FINANCIAL STATEMENTS**

Mr. Ricardo Manuel M. Sarmiento, President and Chief Executive Officer, reported on the results of the operations of the Corporation for the year 2020, including the audited financial statements for the year ending 31 December 2020.

He reported that while the Corporation registered one of its best performances during the first two months of 2020, the severity of the COVID-19 pandemic significantly affected the customers, especially those located in urban areas due to tight community quarantines. Alongside this, the African Swine Fever (“ASF”) remained to be a challenge for the hog industry.

Despite these challenges, the Corporation was able to deliver a net sales of P7.68B, gross profit of P571.80M, and net income of P9.29M.

##### **Business in 2019**

President Sarmiento then shared the ground work that the Corporation did in 2019, which helped it battle the early months of the pandemic, and later on helped the Corporation to finish the year on a positive note.

He recalled that the first half of 2019 was defined by the oversupply of chicken as a result of importation. Fortunately, the Corporation was able to recover during the latter half of 2019 as the industry saw better chicken prices. The feeds business segment, on the other hand, shifted its focus on poultry to soften the impact coming from the ASF.

Among the highlights of 2019 were the launch of the Corporation’s core values in preparation for the Corporation’s 70<sup>th</sup> anniversary. It also launched Project S.I.B.O.L. or the System Improvement and Business Opportunity Leaders. Operational efficiencies were also realized in 2019 and digital transformation programs were put in place.

##### **2020 Highlights**

###### ***Poultry and Livestock Segments***

In 2020, while the Corporation laid the groundwork to scale up its hotel, restaurant, institutional (“HRI”) business in Central Luzon, the severe down sizing of the food and beverage industry, restricted movement of the people, and oversupply of chicken caused the net sales to decrease by 23% in 2020. Consequently, the Corporation swiftly focused its efforts in searching for new markets that would meet the changing needs of its customers and consumers. During the fourth quarter of the year, the Corporation expanded its product portfolio for Cook’s chicken in Central Luzon and soft launched the Freshly Frozen Line as gateway product in the retail space.

###### ***Feeds Segment***

The Corporation’s feeds business segment registered a 4% growth and delivered a net sales of P4.11B despite the challenges of ASF. The series of nationwide lockdowns also contributed to the subdued growth rate for the segment. To further support the unit and as a response to

the restrictions of the pandemic, nutritional technical trainings transitioned from face to face to webinars.

### *Infrastructure*

The Corporation also focused on improving its operational efficiencies. It transferred and centralized its Luzon Production and Premix operation, resulting in an additional savings of P10/bag due to reduction in raw materials and toll fees. The Corporation also had an additional income of P12.6M by providing tolling services in the Iloilo plant.

In addition, the Iloilo and Davao plants realized lower processing costs and wastage by maintaining product quality conformance of less than 1%. Both plants are compliant with regulatory requirements, including ISO 22000:2005 Certification.

Several warehouses in Luzon were rationalized due to reduced volume and centralization of production.

### *Creating a “New Normal” in the Workplace*

President Sarmiento reported that the Corporation was able to pull through in 2020 as a company because of the unrelenting passion and resilience of the entire Vitarich family.

He disclosed that when news about the pandemic broke out, one of the main goals was to ensure that the employees were protected from the virus. Thus, company-wide safety measures were immediately established. Restructuring measures for the manpower complement were implemented. It was made sure that the employees were safe, whether working in the office or doing fieldwork. Provision for remote work was also extended, trusting the employees enough to be productive despite the new set-up. Until now, the Corporation makes sure that there is strict adherence to internal health and safety protocols.

### Plans for 2021 Onwards

President Sarmiento then shared the Corporation’s outlook for 2021 and beyond. With Lifetime Profitable Partnership or LPP as the anchor, the Corporation shall: (a) continuously build lasting relationships with its external stakeholders; (b) remain agile and hyper focused on the shifting needs of its market; and (c) implement improved employee engagement programs.

It shall likewise solidify its position in the industry by: (a) maintaining foothold in the food service industry; (b) further penetrating the retail space through Value Added Products for Cook’s; and (c) providing well designed solutions to feeds trade partners. President Sarmiento disclosed that Certification International announced that the Corporation is the first feed milling plant in Davao and Iloilo to be issued a Food Safety Management System ISO 22000:2018. Vitarich is also a HACCP certified company applying Hazard Analysis and Critical Points’ essential principles of food hygiene.

President Sarmiento also disclosed that the Corporation shall continuously improve its infrastructures by: (a) upgrading its machinery, equipment and production; (b) construction of a new feed mill to support the increasing demand for feeds; and (c) expansion of warehouse capacity for finished goods and raw materials. All these amount to capital expenditures of P2.2B for the next 5 years.

President Sarmiento then re-assured the stockholders that with the blueprint in place, the Corporation looks at 2021 and beyond with optimism. He ended his report by expressing gratitude to the stockholders.

The floor was then opened for questions from the stockholders. There being no questions and upon motion duly made and seconded, and based on the ballot forms received by the Corporation and tabulated by the stock transfer agent, the stockholders holding 2,262,661,292 shares, representing 74.08% of the outstanding capital stock of the Corporation unanimously voted to approve President Sarmiento's report as well as the audited financial statements of the Corporation for the period ending 31 December 2020. None of the stockholders voted against or abstained from voting on the matter, as certified by the stock transfer agent in its certification attached as Annex "B".

#### **V. CONFIRMATION AND RATIFICATION OF ALL ACTS OF THE BOARD OF DIRECTORS AND OFFICERS SINCE THE LAST ANNUAL GENERAL MEETING**

Upon motion duly made and seconded, and based on the ballot forms received by the Corporation and tabulated by the stock transfer agent, the stockholders holding 2,262,661,292 shares, representing 74.08% of the outstanding capital stock of the Corporation unanimously voted to approve, confirm, and ratify all acts, contracts or deeds performed, entered into or executed by the Board of Directors and officers of the Corporation from the last annual general meeting up to this day. None of the stockholders voted against or abstained from voting on the matter, as certified by the stock transfer agent in its certification attached as Annex "B". Further, despite opportunity to ask questions or make objections, none was made.

#### **VI. ELECTION OF DIRECTORS**

The Chairman informed the body of the mandatory requirement of electing independent directors. As a public company, the Corporation is required to have at least two (2) independent directors. Pursuant to SEC Regulations, the Amended By-Laws and the Amended Manual on Corporate Governance, a Nomination Committee was created to screen the qualifications and prepare a final list of all candidates for independent and regular directors. Such final list was made available to all stockholders through the distribution of the Definitive Information Statement and the ballot form.

Pursuant to SEC regulations, only the said nominees whose names appear on the said final list of candidates shall be eligible for election as independent directors of the Corporation.

The Assistant Corporate Secretary, Atty. Mary Christine C. Dabu-Pepito, announced that as pre-screened and listed by the Nominations Committee and as indicated in the Definitive Information Statement submitted to the SEC and posted on the PSE's website and the Corporation's website, the following were nominated as members of the Board of Directors of the Corporation for the ensuing year:

1. Mr. Jose Vicente C. Bengzon III;
2. Mr. Ricardo Manuel M. Sarmiento;
3. Ms. Stephanie Nicole S. Garcia;
4. Mr. Jose M. Sarmiento;
5. Mr. Lorenzo Vito M. Sarmiento III;

6. Atty. Juan Arturo Iluminado C. De Castro;
7. Mr. Benjamin I. Sarmiento, Jr.;
8. Mr. Manuel D. Escueta (Independent Director); and
9. Mr. Vicente Julian A. Sarza (Independent Director).

Upon motion duly made and seconded, the Corporate Secretary announced that the results of the elections were tabulated by the stock transfer agent. He also announced that based on the certification submitted by the stock transfer agent and attached as Annex "B", the following individuals have received the following number of votes for his/her election as director:

1. Mr. Jose Vicente C. Bengzon III – 2,262,661,292 votes (74.08%);
2. Mr. Ricardo Manuel M. Sarmiento – 2,262,661,292 votes (74.08%);
3. Ms. Stephanie Nicole S. Garcia – 2,262,661,292 votes (74.08%);
4. Mr. Jose M. Sarmiento – 2,262,661,292 votes (74.08%);
5. Mr. Lorenzo Vito M. Sarmiento III – 2,262,661,292 votes (74.08%);
6. Atty. Juan Arturo Iluminado C. De Castro – 2,262,661,292 votes (74.08%);
7. Mr. Benjamin I. Sarmiento, Jr. – 2,262,661,292 votes (74.08%);
8. Mr. Manuel D. Escueta (Independent Director) – 2,262,661,292 votes (74.08%); and
9. Mr. Vicente Julian A. Sarza (Independent Director) – 2,262,661,292 votes (74.08%).

None of the stockholders voted against or abstained from voting. Further, despite opportunity to ask questions or make objections, none was made.

Thereafter, the following were declared elected as members of the Board of Directors of the Corporation to serve as such until their successors are duly elected and qualified:

1. Mr. Jose Vicente C. Bengzon III;
2. Mr. Ricardo Manuel M. Sarmiento;
3. Ms. Stephanie Nicole S. Garcia;
4. Mr. Jose M. Sarmiento;
5. Mr. Lorenzo Vito M. Sarmiento III;
6. Atty. Juan Arturo Iluminado C. De Castro;
7. Mr. Benjamin I. Sarmiento, Jr.;
8. Mr. Manuel D. Escueta (Independent Director); and
9. Mr. Vicente Julian A. Sarza (Independent Director).

## **VII. APPOINTMENT OF THE EXTERNAL AUDITOR**

Upon motion duly made and seconded, and based on the ballot forms received by the Corporation and tabulated by the stock transfer agent, the stockholders holding 2,262,661,292 shares, representing 74.08% of the outstanding capital stock of the Corporation unanimously voted to appoint **SyCip Gorres Velayo and Co.** as the Corporation's external auditor for the ensuing year, as recommended by the Audit, Risk Oversight, and Related Party Transactions Committee and approved by the Board of Directors. None of the stockholders voted against or abstained from voting, as certified by the stock transfer agent in its certification attached as Annex "B". Further, despite opportunity given, no questions or objections were made.

## **VIII. APPOINTMENT OF THE STOCK TRANSFER AGENT**

Upon motion duly made and seconded, and based on the ballot forms received by the Corporation and tabulated by the stock transfer agent, the stockholders holding 2,262,661,292 shares, representing 74.08% of the outstanding capital stock of the Corporation unanimously voted to appoint **Stock Transfer Services, Inc.** as the Corporation's stock transfer agent for the ensuing year and to serve as such until its successor shall have been appointed and qualified.

None of the stockholders voted against or abstained from voting, as certified by the stock transfer agent in its certification attached as Annex "B". Further, despite opportunity given, none of the stockholders asked questions or made objections.

## **IX. ADJOURNMENT**

There being no other matters to discuss, and upon motion duly made and seconded, the meeting was adjourned at 2:35 o'clock in the afternoon."

### **Voting and Vote Tabulation Procedures During the 2021 Annual General Meeting of the Stockholders**

As stated in Item 19 of the 2021 Definitive Information Statement of the Corporation, for the election of the directors, in accordance with the RCCP, Corporation's Revised Manual on Corporate Governance, Amended Articles of Incorporation and Amended By-Laws, the stockholders must elect the members of the Board of Directors of the Corporation comprised of nine (9) directors, including independent directors who shall comprise at least 20% of the Board of Directors, who shall hold office for a term of one (1) year, or until their successors shall have been duly elected and qualified. Following the announcement on the holding of the annual stockholders' meeting, the Nominations, Remunerations, and Corporate Governance Committee accepted the nomination of any individual for election as directors. Thereafter, the Nominations Committee evaluated the nominees for the Board, including nominees for independent directors, and determined that they have all the qualifications and none of the disqualifications to serve in the Board of Directors. The nominees for the Board of Directors are indicated in the Ballot Form (Annex "D" of the Notice of Meeting).

Each stockholder entitled to vote may vote on the shares registered in his/her/its name for as many persons as there are directors, or he/it may cumulate said shares and give one candidate as many votes as the number of directors to be elected multiplied by the number of his/its shares shall equal, or he/it may distribute them on the same principle among as many candidates as he/she/it shall see fit; provided that the total number of votes cast by him/it shall not exceed the number of shares owned by him/her/it multiplied by the whole number of directors to be elected.

For all other matters requiring the vote or resolution of the stockholders, the affirmative vote of the stockholders present and constituting a quorum during the meeting is necessary.

All matters requiring the vote of the stockholders were indicated in the Ballot Form provided to the stockholders and uploaded in the website. The tabulation of votes was conducted by Stock Transfer Service, Inc., the Corporation's stock and transfer agent. Attached as Annex "E" is the Certification dated June 22, 2021 issued by Stock Transfer Service, Inc.

Ratification of Acts and Resolutions of the Board of Directors and Officers of the Corporation:  
The following acts and resolutions of the Board of Directors and/or Officers from 01 May 2021 to 30 April 2022 are submitted for the ratification of the stockholders during the annual general meeting on 24 June 2022:

Date of Action	Description
May 17, 2021	<p style="text-align: center;"><b>RESOLUTION NO. 2021-27</b></p> <p><b>“RESOLVED AS IT IS HEREBY RESOLVED</b>, that the Corporation approve as it hereby approves the First Quarter Financial Statements of the Corporation as presented and approved by the Audit, Risk Oversight and Related Party Transactions Committee;</p> <p><b>“RESOLVED FURTHER</b>, that the Corporation approve as it hereby approves, the release of the First Quarter Financial Statements of the Corporation.”</p>
	<p style="text-align: center;"><b>RESOLUTION NO. 2021-28</b></p> <p>“WHEREAS, Mr. Emelio T. David, was authorized in Resolution No. 2019-35 approved on 23 August 2019 to process foreclosure proceedings, annotations, issuance of and registration of Certificate of Sale, and revocation of title in Cagayan De Oro City, as well as to sign, execute, and deliver and all documents necessary to implement said authority;</p> <p>“WHEREAS, by virtue of Resolution No. 2020-26 approved on 26 June 2020, Mr. David, was authorized to serve summons in Cagayan De Oro City in certain instances;</p> <p>“WHEREAS, Mr. David resigned as an employee of the Corporation;</p> <p><b>“RESOLVED AS IT IS HEREBY RESOLVED THAT</b>, the Corporation authorize as it hereby authorizes its Credit and Collection Officer in Cagayan De Oro City, <b>Mr. Felix D. Ondo, Jr.</b>, to replace Mr. David in Resolution Nos. 2019-35 and 2020-06 as one of the Corporation’s authorized representatives to do any of the following acts:</p> <ol style="list-style-type: none"> <li>1. to process foreclosure proceedings, annotations, issuance of and registration of Certificate of Sale, and revocation of title in Cagayan De Oro City, as well as to sign, execute, and deliver and all documents necessary to implement said authority;</li> <li>2. to serve the summons in any of the following cases: <ol style="list-style-type: none"> <li>a. Failure of service of summons by the sheriff, his or her deputy or other proper court officer, in which case, the summons shall be served by Mr. Ondo, together with the sheriff, his or her deputy or other proper court officer;</li> <li>b. The summons is to be served outside the judicial region of the court where case is pending;</li> <li>c. The summons is returned without being served on any or all of the defendants;</li> <li>d. Other cases allowed or authorized by the court or the Rules of Court, as amended;</li> </ol> </li> </ol> <p><b>“RESOLVED, FURTHER</b>, that Resolution Nos. 2019-35 and 2020-26 shall remain valid and effective with respect to the other matters therein and that the same shall as they are hereby amended only in so far as the replacement of Mr. David is concerned.”</p>
	<p style="text-align: center;"><b>RESOLUTION NO. 2021-29</b></p> <p>“WHEREAS, Mr. Rogelio M. Sarmiento stepped down and resigned as director of the Corporation on 29 April 2021 in order for the Corporation to comply with the number of directors as indicated in the Amended Articles of Incorporation;</p> <p>“WHEREAS, prior to his resignation, Mr. Sarmiento served the Corporation in different capacities as director (1982 to 1991; 2003 until 29 April 2021), President and Chief Executive Officer (2003 to 24 June 2016), and Chairman of the Board of Directors (2003 to 29 June 2012);</p> <p>“WHEREAS, Mr. Sarmiento’s excellent crisis management and superb leadership, most especially during the Corporation’s most difficult times, led the Corporation to where it is now;</p> <p><b>“THEREFORE, IT IS HEREBY RESOLVED</b>, that due to the invaluable guidance that he may provide the Corporation and its Board of Directors, the Corporation appoint as it hereby appoints Mr. Rogelio M.</p>

	Sarmiento as <i>Chairman Emeritus</i> .”																				
June 25, 2021	<p style="text-align: center;"><b>RESOLUTION NO. 2021-30</b></p> <p>“<b>RESOLVED AS IT IS HEREBY RESOLVED</b>, that the Corporation authorize as it hereby authorizes any one (1) of the following officers to sign, execute, and deliver the necessary documents for the processing of loans and benefits claims of the employees of the Corporation in Visayas with the Social Security System, Philippine Health Insurance Corporation, and Home Development Mutual Fund:</p> <p>1. Weenly S. Labanero – HR Supervisor; 2. Melvyn C. Sedotes – Plant Manager; or 3. Catherine S. Solas – QA Head.”</p>																				
	<p style="text-align: center;"><b>RESOLUTION NO. 2021-31</b></p> <p>“<b>RESOLVED AS IT IS HEREBY RESOLVED</b>, that the Corporation authorize as it hereby authorizes any one (1) of the following officers to sign, execute, and deliver the necessary documents for the processing of loans and benefits claims of the employees of the Corporation in Mindanao with the Social Security System, Philippine Health Insurance Corporation, and Home Development Mutual Fund:</p> <p>4. Maricar T. Gedalanga – HR Assistant Manager; 5. Eliza Jane S. Salyh – Company Nurse; or 6. Phoebie S. Generana – HR Assistant.”</p>																				
	<p style="text-align: center;"><b>RESOLUTION NO. 2021-32</b></p> <p>“<b>RESOLVED, AS IT IS HEREBY RESOLVED</b>, that the following persons have been duly elected on 25 June 2021 as officers of the Corporation for the coming year and until their successors are duly elected and qualified:</p> <table><tr><td>Chairman</td><td>Mr. Jose Vicente C. Bengzon, III</td></tr><tr><td>Chairman <i>Emeritus</i></td><td>Mr. Rogelio M. Sarmiento</td></tr><tr><td>President/CEO</td><td>Mr. Ricardo Manuel M. Sarmiento</td></tr><tr><td>EVP, Corporate Management Services Director/Treasurer</td><td>Ms. Stephanie Nicole S. Garcia</td></tr><tr><td>Corporate Secretary</td><td>Atty. Aison Benedict C. Velasco</td></tr><tr><td>Assistant Corporate Sec./Corporate Information/Compliance Officer</td><td>Atty. Mary Christine C. Dabu-Pepito</td></tr><tr><td>Chief Audit Executive</td><td>Mr. Glenmark R. Seducon</td></tr><tr><td>Senior Vice President and General Manager, Poultry, Food and Feed Sales Division</td><td>Mr. Reynaldo D. Ortega</td></tr><tr><td>Vice President, Nutrition and R&amp;D Manager</td><td>Mr. Emmanuel S. Manalang</td></tr><tr><td>Vice President &amp; Supply Chain Director/ Alternate Corporate Information Officer</td><td>Ms. Alicia G. Danque”</td></tr></table>	Chairman	Mr. Jose Vicente C. Bengzon, III	Chairman <i>Emeritus</i>	Mr. Rogelio M. Sarmiento	President/CEO	Mr. Ricardo Manuel M. Sarmiento	EVP, Corporate Management Services Director/Treasurer	Ms. Stephanie Nicole S. Garcia	Corporate Secretary	Atty. Aison Benedict C. Velasco	Assistant Corporate Sec./Corporate Information/Compliance Officer	Atty. Mary Christine C. Dabu-Pepito	Chief Audit Executive	Mr. Glenmark R. Seducon	Senior Vice President and General Manager, Poultry, Food and Feed Sales Division	Mr. Reynaldo D. Ortega	Vice President, Nutrition and R&D Manager	Mr. Emmanuel S. Manalang	Vice President & Supply Chain Director/ Alternate Corporate Information Officer	Ms. Alicia G. Danque”
	Chairman	Mr. Jose Vicente C. Bengzon, III																			
Chairman <i>Emeritus</i>	Mr. Rogelio M. Sarmiento																				
President/CEO	Mr. Ricardo Manuel M. Sarmiento																				
EVP, Corporate Management Services Director/Treasurer	Ms. Stephanie Nicole S. Garcia																				
Corporate Secretary	Atty. Aison Benedict C. Velasco																				
Assistant Corporate Sec./Corporate Information/Compliance Officer	Atty. Mary Christine C. Dabu-Pepito																				
Chief Audit Executive	Mr. Glenmark R. Seducon																				
Senior Vice President and General Manager, Poultry, Food and Feed Sales Division	Mr. Reynaldo D. Ortega																				
Vice President, Nutrition and R&D Manager	Mr. Emmanuel S. Manalang																				
Vice President & Supply Chain Director/ Alternate Corporate Information Officer	Ms. Alicia G. Danque”																				
<p style="text-align: center;"><b>RESOLUTION NO. 2021-33</b></p> <p>“<b>RESOLVED AS IT IS HEREBY RESOLVED</b>, that the following persons have been duly elected on 25 June 2021 as members of the Audit, Risk Oversight, and Related Party Transactions Committee, and Nominations, Remunerations, and Corporate Governance Committee, respectively, for the coming year and until their successors are duly elected and qualified:</p> <p><b>Audit, Risk Oversight, and Related Party Transactions Committee:</b></p>																					



	<p>Chairman: Mr. Vicente Julian A. Sarza Members: Mr. Manuel D. Escueta Mr. Jose Vicente C. Bengzon, III Dr. Juan Arturo Iluminado C. De Castro Mr. Benjamin I. Sarmiento, Jr.</p> <p><b>Nominations, Remunerations, and Corporate Governance Committee:</b></p> <p>Chairman: Mr. Manuel D. Escueta Members: Mr. Vicente Julian A. Sarza Mr. Ricardo Manuel M. Sarmiento Ms. Stephanie Nicole S. Garcia Mr. Jose Vicente C. Bengzon, III"</p>
August 13, 2021	<p><b>RESOLUTION NO. 2021-34</b></p> <p><b>"RESOLVED AS IT IS HEREBY RESOLVED,</b> that the Corporation approve as it hereby approves the write-off of delinquent accounts in its Luzon operations as indicated in the document titled "AR Legal as of 30 April 2021" amounting to Php23,346,777.36</p> <p><b>RESOLUTION NO. 2021-35</b></p> <p><b>"RESOLVED AS IT IS HEREBY RESOLVED,</b> that the Corporation approve as it hereby approves the Second Quarter Financial Statements of the Corporation as presented and approved by the Audit, Risk Oversight and Related Party Transactions Committee;</p> <p><b>"RESOLVED FURTHER,</b> that the Corporation approve as it hereby approves, the release of the Second Quarter Financial Statements of the Corporation."</p>
August 20, 2021	<p><b>RESOLUTION NO. 2021-36</b></p> <p><b>"WHEREAS,</b> on 29 July 2021, the Corporation mourned the untimely demise of Mr. Jose M. Sarmiento, who served as director of the Corporation from 1980 to 28 June 2012 and from 24 June 2016 until his demise;</p> <p><b>"THEREFORE, IT IS HEREBY RESOLVED,</b> that the Corporation honor as it hereby honors Mr. Sarmiento for his invaluable contributions to the Corporation;</p> <p><b>"RESOLVED FURTHER,</b> that the Corporation offer as it hereby offers its prayers for the eternal repose of Mr. Sarmiento's soul;</p> <p><b>"RESOLVED, FINALLY,</b> that the Corporation offer as it hereby offers its condolences to the Corporation's Business Process Management Unit Manager, Ms. Camille Anne A. Sarmiento, as well as the entire Sarmiento family."</p> <p><b>RESOLUTION NO. 2021-37</b></p> <p><b>"RESOLVED AS IT IS HEREBY RESOLVED,</b> that the Corporation authorize as it hereby authorizes its Human Resource Manager, Ms. Lilibeth R. Carao, to do any or all of the following acts for and in behalf of the Corporation:</p> <ol style="list-style-type: none"> <li>1. Institute and cause the filing of civil or criminal case/s against Danilo Q. Tamboong;</li> <li>2. Sign and file the Complaint-Affidavit, Petition, Complaint, Comment, Memorandum, Position Paper, Affidavit, Motion, Petition for Review, Petition for Certiorari, Prohibition, or Mandamus and all other documents and pleadings as may be necessary;</li> <li>3. Verify the Complaint, Petition, Petition for Review, Petition for Certiorari, Prohibition or Mandamus, Memorandum, Position Paper, Affidavit, Motion and all other pleadings, and to sign, execute</li> </ol>

	<p>and file the Verification, and attest that:</p> <ul style="list-style-type: none"><li>a. the allegations in the pleading are true and correct based on his/her personal knowledge, or based on authentic documents;</li><li>b. the pleading is not filed to harass, cause unnecessary delay, or needlessly increase the cost of litigation; and</li><li>c. the factual allegations therein have evidentiary support after a reasonable opportunity for discovery.</li></ul> <p>4. Sign, execute and file the Certification against Forum Shopping;</p> <p>5. Serve the summons in any of the following cases:</p> <ul style="list-style-type: none"><li>a. Failure of service of summons by the sheriff, his or her deputy or other proper court officer, in which case, the summons shall be served by Ms. Carao, together with the sheriff, his or her deputy or other proper court officer;</li><li>b. The summons is to be served outside the judicial region of the court where case is pending;</li><li>c. The summons is returned without being served on any or all of the defendants;</li><li>d. Other cases allowed or authorized by the court or the Rules of Court, as amended.</li></ul> <p>6. To represent Vitarich Corporation in all stages of trial, including appeal, pre-trial, mediation, and judicial dispute resolution proceedings, with power to do the following:</p> <ul style="list-style-type: none"><li>a. Enter into amicable settlement of the case and sign compromise agreement;</li><li>b. Submit to alternative modes of dispute resolution;</li><li>c. Enter into stipulations and admissions of facts and of documents;</li><li>d. Agree on simplification of issues;</li><li>e. Limit the number of witnesses;</li><li>f. Enter into plea-bargaining arrangement;</li><li>g. Dismiss or withdraw case or execute an Affidavit of Desistance upon full settlement;</li><li>h. Testify as witness;</li><li>i. Do any act necessary or authorized under the rules;</li></ul> <p>7. To engage and/or terminate the services of a lawyer to represent the Corporation in all stages of the case, as may be necessary;</p> <p><b>“RESOLVED, ALSO,</b> that the Corporation authorize as it hereby authorizes Atty. Anthony V. Jacoba Law Office, Atty. Anthony V. Jacoba, or any of its lawyers to represent the Corporation in the aforementioned civil and/or criminal cases against Mr. Tamboong in all stages of the proceedings, with power to do any or all of the following acts:</p> <ul style="list-style-type: none"><li>a. Enter into amicable settlement of the case and sign compromise agreement;</li><li>b. Submit to alternative modes of dispute resolution;</li><li>c. Enter into stipulations and admissions of facts and of documents;</li><li>d. Agree on simplification of issues;</li><li>e. Limit the number of witnesses;</li><li>f. Enter into plea-bargaining arrangement;</li><li>g. Dismiss or withdraw case or execute an Affidavit of Desistance upon full settlement;</li><li>h. Testify as witness;</li><li>i. Do any act necessary or authorized under the rules;</li></ul> <p><b>“RESOLVED FINALLY,</b> that the Corporation authorize as it hereby authorizes Ms. Carao to appoint any of the Corporation’s lawyers as substitute to do any or all of the foregoing acts for and in behalf of the Corporation.”</p>		
	<p style="text-align: center;"><b>RESOLUTION NO. 2021-38</b></p> <p><b>“RESOLVED, AS IT IS HEREBY RESOLVED,</b> that the Corporation authorize as it hereby authorizes the following officers to communicate and/or transact with and represent the Corporation before the Department of Transportation (“DOTR”) as regards the Corporation’s property in Alabang, Muntinlupa City covered by Transfer Certificate of Title No. 5016, consisting of two hundred sixty-two square meters (262 sq.m.), more or less, and any improvements thereon, if any, in relation to the DOTR’s SOLIS-CALAMBA Railway Project:</p> <table><tr><td>Name</td><td>Position</td></tr></table>	Name	Position
Name	Position		

	<p>Mr. Ricardo Manuel M. Sarmiento Ms. Lilibeth R. Carao Atty. Mary Christine C. Dabu-Pepito</p> <p>President/CEO; Human Resource Manager; Assistant Corporate Secretary/ Compliance Officer/Corporate Information Officer;</p> <p><b>“RESOLVED ALSO,</b> that Mr. Sarmiento be as he is hereby further authorized to do any of the following acts:</p> <ol style="list-style-type: none"> <li>1. Negotiate, decide, and enter into an agreement with the DOTR with respect to the disposition of the above-mentioned property for the SOLIS-CALAMBA Railway Project, provided that the consideration shall be at just compensation as provided under the laws and decisions of the Supreme Court of the Philippines;</li> <li>2. Execute, sign, and deliver any and all documents as may be necessary for the disposition of the above-mentioned property and protection of the Corporation’s interests over the said property;</li> <li>3. Appoint a substitute to do any or all of the foregoing acts.”</li> </ol>
	<p style="text-align: center;"><b>RESOLUTION NO. 2021-39</b></p> <p><b>“RESOLVED, AS IT IS HEREBY RESOLVED,</b> that the Corporation ratify as it hereby ratifies the engagement of Onward Investor Relations, Inc. (“Onward IR”) as the Corporation’s Investor Relations consultant.”</p>
	<p style="text-align: center;"><b>RESOLUTION NO. 2021-40</b></p> <p><b>“RESOLVED, AS IT IS HEREBY RESOLVED,</b> that the Corporation ratify as it hereby ratifies the creation of a Disclosure Committee, composed of the following members:</p> <ol style="list-style-type: none"> <li>1. Mr. Ricardo Manuel M. Sarmiento – President/CEO;</li> <li>2. Ms. Marian A. Dionisio - Comptroller;</li> <li>3. Mr. Glenmark R. Seducon – Chief Audit Executive;</li> <li>4. Atty. Juan Arturo Iluminado C. De Castro – Director/Counsel;</li> <li>5. Atty. Mary Christine C. Dabu-Pepito – Compliance Officer;</li> <li>6. Ms. Emma M. Suatengco – Corporate Planning Officer;</li> <li>7. Representatives from Onward IR – Investor Relations Consultant;</li> </ol> <p><b>“RESOLVED, FURTHER,</b> that the Corporation approve as it hereby approves the Market Disclosure and Communications Manual as presented.”</p>
	<p style="text-align: center;"><b>RESOLUTION NO. 2021-41</b></p> <p><b>“RESOLVED, AS IT IS HEREBY RESOLVED,</b> that the Corporation authorize as it hereby authorizes its President/CEO, Mr. Ricardo Manuel M. Sarmiento, to enter into, execute, sign and deliver the Mutual Non-Disclosure Agreement with Jollibee Foods Corporation.”</p>
	<p style="text-align: center;"><b>RESOLUTION NO. 2021-42</b></p> <p><b>“RESOLVED, AS IT IS HEREBY RESOLVED,</b> that the Corporation ratify and approve as it hereby ratifies and approves the sale of its parcel of land located at Cabanatuan City consisting of two hundred forty square meters (240 sq. m.) square meters and covered by Transfer Certificate of Title No. 046-2012003350 to Harvey C. Mediente;</p> <p><b>“RESOLVED, ALSO,</b> that the Corporation ratify as it hereby raitifies the authority of its President and Chief Executive Officer, Mr. Ricardo Manuel M. Sarmiento, to sign, execute, and deliver the Deed of Absolute Sale and other documents necessary to implement the foregoing.”</p>
September 17, 2021	<p style="text-align: center;"><b>RESOLUTION NO. 2021-43</b></p>

**“RESOLVED, AS IT IS HEREBY RESOLVED**, that the Corporation be as it is hereby authorized to enter into a Memorandum of Agreement with the Development Bank of the Philippines (“DBP”) for the endorsement of the Corporation’s growers and/or breeders for the availment of loan facility from DBP;

**“RESOLVED ALSO**, that the Corporation’s President/CEO, Mr. Ricardo Manuel M. Sarmiento, be as he is hereby authorized to sign, execute, and deliver the Memorandum of Agreement and any and all contracts and documents, including amendments, addenda, extensions or renewal thereof, to implement the foregoing authority.”

#### RESOLUTION NO. 2021-44

**“RESOLVED, AS IT IS HEREBY RESOLVED**, that the Corporation authorize as it hereby authorizes any two (2) of the following officers, provided that at least one (1) of the signatories is a principal signatory:

NAME	POSITION	SPECIMEN SIGNATURE
<i>Principal:</i>		
Mr. Ricardo Manuel M. Sarmiento	President/CEO	_____
Ms. Stephanie Nicole S. Garcia	EVP Corporate Management Services/Director/Treasurer	_____
<i>Secondary:</i>		
Mr. Reynaldo D. Ortega	Senior Vice President & General Manager – Poultry, Food, and Feeds Sales Division	_____
Ms. Alicia G. Danque	Vice President & Supply Chain Director/Alternate Corporate Information Officer	_____”

to do the following acts for and in behalf of the Corporation:

- a. To open a Savings and/or Checking account with Robinsons Bank Corporation (“Robinsons Bank” or “bank”) - Meycauayan Branch.
- b. To designate Robinsons Bank - Meycauayan Branch as depository of funds of the Corporation relative to transactions with the Robinsons Retail Group.
- c. To sign and execute any and all documents such as, but not limited to, applications, orders, drafts or checks for and in behalf of the Corporation with respect to any funds and/or against any account of the Corporation with Robinsons Bank as described above.
- d. To avail of and use any banking products or services offered by the bank and that any two (2) of the above signatories, provided that at least one of them is a principal signatory, be authorized to sign any agreement, documents or papers relative to such products or services;

**“RESOLVED ALSO**, that any two (2) of the above-mentioned officers, provided that at least one of them is a principal signatory, be authorized to sign any and all documents giving consent for the deposit of all payments of Robinsons Supermarket, Robinsons Supermarket - Department Store, Robinsons Ventures Corp, Angeles Supercenter Inc, Robinsons Specialty Stores Inc, Robinsons Toys Inc, Robinsons Handyman Inc, Waltermart Handyman Inc, Handyman Expressmart, Inc. , Robinsons True Serve Hardware Phil, Robinsons Daiso Diversified Corp., Robinsons Convenience Stores Inc, Robinsons Appliances, RHI Builders and Contractors Depot Corp. and Home Plus Trading Depot, or any present or future affiliate of the Robinsons Retail Holdings Inc. due to the Corporation, to the Corporation’s account at Robinsons Bank - Meycauayan Branch;

**“RESOLVED FINALLY**, that for as long as the Sales Invoice has been issued, there is no need for the Corporation to issue Acknowledgement/Collection Receipt (AR/CR) acknowledging receipt of full payment from the respective Business Units (BUs) of the Robinsons Retail Holdings Inc. as this is already evidenced by the corresponding deposit made to the aforesaid deposit account via a Credit Memo Entry appearing in the

	<p>Corporation's Monthly Bank Statement of Account (SOA) or passbook and identified as "CMS Credit". Said credit entry appearing in the SOA or passbook shall serve as the Corporation's acknowledgement of payment receipt from any present or future affiliate of the Robinsons Retail Holdings Inc."</p> <p style="text-align: center;"><b>RESOLUTION NO. 2021-45</b></p> <p><b>"RESOLVED, AS IT IS HEREBY RESOLVED</b>, that the Corporation authorize as it hereby authorizes its Credit and Collection Officer in Cagayan De Oro City, <b>Mr. Felix D. Ondo, Jr.</b>, to transact with the Bureau of Internal Revenue and Register of Deeds of Gingoog City and/or Cagayan De Oro City relative to the Corporation's foreclosure of the property of Mr. Francis Kenneth Wong covered by Transfer Certificate of Title No. T-46829 and Tax Declaration Number 08-06-0009-05295, as well as transfer of the said property's name to the Corporation's name."</p>
October 15, 2021	<p style="text-align: center;"><b>RESOLUTION NO. 2021-46</b></p> <p><b>"RESOLVED, AS IT IS HEREBY RESOLVED</b>, that the Corporation confirm and ratify as it hereby confirms and ratifies the Deed of Absolute Sale dated 04 October 2017 under Doc. No. 91, Page 20, Book 6, Series of 2017 of Notary Public of Malolos City, Bulacan, Atty. Sinfronio Barranco, relative to the Corporation's purchase of a parcel of land from Spouses Arnold A. Mendoza and Bernadette Maria (a.k.a. Bernadette Ma.) Banalagay Mendoza located at Polilio, San Isidro, Nueva Ecija consisting of fifteen thousand four hundred square meters (15,400 sq. m.) square meters, more or less, and covered by Transfer Certificate of Title No. NT-279176;</p> <p><b>"RESOLVED, ALSO</b>, that the Corporation confirm and ratify as it hereby confirms and ratifies the authority of its President and Chief Executive Officer, Mr. Ricardo Manuel M. Sarmiento, to sign, execute, and deliver the aforementioned Deed of Absolute Sale dated 04 October 2017 and other documents necessary to implement the foregoing;</p> <p><b>"RESOLVED, FINALLY</b>, that the Corporation authorize as it hereby authorizes its Credit and Collection Officer, Ms. Lorna L. Gando, to represent the Corporation before the Bureau of Internal Revenue, the concerned Local Government Units, the Register of Deeds and other concerned government agencies to process the transfer of the title to the name of the Corporation, and to submit, secure, and/or receive any and all documents pertaining to the transfer of the property to the Corporation's name."</p>
	<p style="text-align: center;"><b>RESOLUTION NO. 2021-47</b></p> <p><b>"RESOLVED, AS IT IS HEREBY RESOLVED</b>, that the Corporation authorize as it hereby authorizes its Credit and Collection Manager, Mr. Marlowe C. Mediante, to sign, execute and deliver to Mr. Artemio G. Africa the following documents as full settlement of LRC Case No. 02-2021-0162 titled <i>"Artemio G. Africa v. Vitarich Corporation and Registry of Deeds of Lipa City"</i> pending before the Regional Trial Court of Lipa City, Batangas, Branch 13:</p> <ol style="list-style-type: none"> <li>1. Cancellation of the Notice of Adverse Claim dated 17 December 2019, ratified before Notary Public for Marilao, Bulacan, Atty. Nenita Dela Cruz Tuazon, with Doc. No. 163, Page No. 34, Book No. 18, Series of 2019, annotated on Transfer Certificate of Title No. T-109781 under Entry No. 2019010717 dated 18 December 2019; and</li> <li>2. Cancellation of the Real Estate Mortgage dated 06 March 2000, ratified before Notary Public for Bulacan, Atty. Pedro S. Principe, with Doc. No. 97, Page No. 21, Book No. 51, Series of 2000, annotated on Transfer Certificate of Title No. 62326 under Entry No. 257962 dated 31 July 2008.</li> </ol> <p><b>"RESOLVED ALSO</b>, that Mr. Mediante be as he is hereby authorized to deliver and return to Mr. Africa the original copies of the Owner's Duplicate Copies of Transfer Certificate of Titles Nos. T-109781 and 62326;</p> <p><b>"RESOLVED FINALLY</b>, that Mr. Mediante shall only sign, execute, and deliver the foregoing documents after the Corporation's receipt of Mr. Africa's payment in settlement of the above-mentioned case."</p>
	<p style="text-align: center;"><b>RESOLUTION NO. 2021-48</b></p>

	<p><b>“RESOLVED, AS IT IS HEREBY RESOLVED</b>, that the Corporation authorize as it hereby authorizes any one (1) of the following officers to represent the Corporation and sign for and in behalf of the Corporation, any and all instruments regarding the products and services of GS1 Philippines, Inc., as well as the application for and maintenance of membership/subscription accounts with GS1 Philippines, Inc.:</p> <table><tr><td>Name</td><td>Position</td><td>Specimen Signature</td></tr><tr><td>Dannir Arcangeles John Isidro</td><td>Pricing Manager</td><td>_____</td></tr><tr><td>Sheila Franco Tiglao</td><td>VAP Manager</td><td>_____</td></tr><tr><td>Carmencita Sebastian Policarpio</td><td>QA Manager, National</td><td>_____”</td></tr></table>	Name	Position	Specimen Signature	Dannir Arcangeles John Isidro	Pricing Manager	_____	Sheila Franco Tiglao	VAP Manager	_____	Carmencita Sebastian Policarpio	QA Manager, National	_____”
Name	Position	Specimen Signature											
Dannir Arcangeles John Isidro	Pricing Manager	_____											
Sheila Franco Tiglao	VAP Manager	_____											
Carmencita Sebastian Policarpio	QA Manager, National	_____”											
	<p style="text-align: center;"><b>RESOLUTION NO. 2021-49</b></p> <p><b>“RESOLVED, AS IT IS HEREBY RESOLVED</b>, that the Corporation authorize as it hereby authorizes its EVP/Corporate Management Services Director, Ms. Stephanie Nicole S. Garcia, to sign, execute, and deliver the Deed of Absolute Sale in favor of Ms. Cherry May Doromal relative to the sale of the Corporation’s vehicle, more particularly described as follows:</p> <table><tr><td>Make &amp; Type</td><td>:</td><td>2016 ISUZU DMAX 4 X 2 LT MT</td></tr><tr><td>Plate No.</td><td>:</td><td>LDP3436</td></tr><tr><td>Motor No.</td><td>:</td><td>4JK1PG2678</td></tr><tr><td>Chassis No.</td><td>:</td><td>PABTFR86DG2001940”</td></tr></table>	Make & Type	:	2016 ISUZU DMAX 4 X 2 LT MT	Plate No.	:	LDP3436	Motor No.	:	4JK1PG2678	Chassis No.	:	PABTFR86DG2001940”
Make & Type	:	2016 ISUZU DMAX 4 X 2 LT MT											
Plate No.	:	LDP3436											
Motor No.	:	4JK1PG2678											
Chassis No.	:	PABTFR86DG2001940”											
	<p style="text-align: center;"><b>RESOLUTION NO. 2021-50</b></p> <p><b>“RESOLVED, AS IT IS HEREBY RESOLVED</b>, that the Corporation authorize as it hereby authorizes its EVP/Corporate Management Services Director, Ms. Stephanie Nicole S. Garcia, to sign, execute, and deliver the Deed of Absolute Sale in favor of Mr. Teddy C. Mendoza relative to the sale of the Corporation’s vehicle, more particularly described as follows:</p> <table><tr><td>Make &amp; Type</td><td>:</td><td>2010 HYUNDAI TUCSON THETA II CVVT GL 2WD 2.0 A/T</td></tr><tr><td>Plate No.</td><td>:</td><td>NQL411</td></tr><tr><td>Motor No.</td><td>:</td><td>G4KD9A255911</td></tr><tr><td>Chassis No.</td><td>:</td><td>KMHJT81BABU031068”</td></tr></table>	Make & Type	:	2010 HYUNDAI TUCSON THETA II CVVT GL 2WD 2.0 A/T	Plate No.	:	NQL411	Motor No.	:	G4KD9A255911	Chassis No.	:	KMHJT81BABU031068”
Make & Type	:	2010 HYUNDAI TUCSON THETA II CVVT GL 2WD 2.0 A/T											
Plate No.	:	NQL411											
Motor No.	:	G4KD9A255911											
Chassis No.	:	KMHJT81BABU031068”											
	<p style="text-align: center;"><b>RESOLUTION NO. 2021-51</b></p> <p><b>“WHEREAS</b>, on 29 July 2021, one seat in the Board of Directors became vacant due to the untimely demise of Mr. Jose M. Sarmiento;</p> <p><b>“WHEREAS</b>, since the remaining eight (8) directors still constitute a quorum, the Board of Directors may fill in the vacancy under Section 28 of the Revised Corporation Code of the Philippines;</p> <p><b>“WHEREAS</b>, considering the exceptional leadership of Mr. Rogelio M. Sarmiento as well as the invaluable services that he rendered and continues to provide the Corporation, he was nominated to be elected as a director to serve for the remaining term;</p> <p><b>“RESOLVED AS IT IS HEREBY RESOLVED</b>, that Mr. Rogelio M. Sarmiento has been duly elected on 15 October 2021 as Director of the Corporation to serve for the remaining term;</p> <p><b>“RESOLVED FURTHER</b>, that effective today, Mr. Sarmiento be as he is hereby given all the rights, powers and obligations of a Director under the Corporation’s By-Laws and under existing laws and regulations.”</p>												
October 27, 2021	<p style="text-align: center;"><b>RESOLUTION NO. 2021-52</b></p> <p><b>“RESOLVED AS IT IS HEREBY RESOLVED</b>, that upon the favorable recommendation by the Audit, Risk Oversight and Related Party Transactions Committee, the Corporation approve as it hereby approves the Memorandum of Understanding (“MOU”) between the Corporation and Luzon Agriventure, Inc. (“LAVI”)</p>												

	<p>for the acquisition of shares of stock owned and held by LAVI in Barbatos Ventures Corporation;</p> <p><b>“RESOLVED FURTHER</b>, that the Corporation authorize as it hereby authorizes its Chairman of the Board of Directors, Mr. Jose Vicente C. Bengzon, III, to sign, execute, and deliver the MOU and any and all documents necessary to implement the foregoing authority.”</p>												
November 8, 2021	<p style="text-align: center;"><b>RESOLUTION NO. 2021-53</b></p> <p><b>“RESOLVED AS IT IS HEREBY RESOLVED</b>, that the Corporation approve as it hereby approves the Third Quarter Financial Statements of the Corporation as presented and approved by the Audit, Risk Oversight and Related Party Transactions Committee;</p> <p><b>“RESOLVED FURTHER</b>, that the Corporation approve as it hereby approves, the release of the Third Quarter Financial Statements of the Corporation.”</p>												
November 19, 2021	<p style="text-align: center;"><b>RESOLUTION NO. 2021-54</b></p> <p><b>“RESOLVED AS IT IS HEREBY RESOLVED</b>, that the Corporation’s Tax Manager, Mr. Gianni Carlo V. Gandia, be as he is hereby authorized to apply for, process, and secure the Corporation’s Tax Clearance for Bidding Purposes from the Bureau of Internal Revenue;</p> <p><b>“RESOLVED, FURTHER</b>, that Mr. Gandia be as he is hereby authorized to sign, execute, and deliver any and all documents to implement the foregoing authority;</p> <p><b>“RESOLVED, LIKEWISE</b>, that Resolution No. 2018-47 is deemed amended by this resolution.”</p>												
	<p style="text-align: center;"><b>RESOLUTION NO. 2021-55</b></p> <p><b>“RESOLVED, AS IT IS HEREBY RESOLVED</b>, that the Corporation confirm and ratify as it is hereby confirms and ratifies the offer or bid to supply and deliver animal feeds (concentrates) to the Philippine Carabao Center of the University of the Philippines Los Baños (“UPLB”), Laguna;</p> <p><b>“RESOLVED, LIKEWISE</b>, that the Corporation confirm and ratify as it hereby confirms and ratifies the authority of its Key Account Manager (CALABARZON), Mr. Alex A. Magua, to represent the Corporation in the bidding for the supply and delivery of animal feeds to the Philippine Carabao Center, UPLB;</p> <p><b>“RESOLVED, FURTHER</b>, that the Corporation authorize as it hereby authorizes Mr. Magua to represent the Corporation in the biddings yet to be conducted for the supply and delivery of animal feeds to the Philippine Carabao Center, UP LB.”</p>												
	<p style="text-align: center;"><b>RESOLUTION NO. 2021-56</b></p> <p><b>“RESOLVED, AS IT IS HEREBY RESOLVED</b>, that the Corporation authorize as it hereby authorizes its EVP/Corporate Management Services Director, Ms. Stephanie Nicole S. Garcia, to sign, execute, and deliver the Deed of Absolute Sale in favor of Mr. Samuel Vecino relative to the sale of the Corporation’s vehicle, more particularly described as follows:</p> <table><tr><td>Make &amp; Type</td><td>:</td><td>2016 ISUZU DMAX 4 X 2 LT MT</td></tr><tr><td>Plate No.</td><td>:</td><td>LDP3430</td></tr><tr><td>Motor No.</td><td>:</td><td>4JK1PD7505</td></tr><tr><td>Chassis No.</td><td>:</td><td>PABTFR86DG2001918”</td></tr></table>	Make & Type	:	2016 ISUZU DMAX 4 X 2 LT MT	Plate No.	:	LDP3430	Motor No.	:	4JK1PD7505	Chassis No.	:	PABTFR86DG2001918”
	Make & Type	:	2016 ISUZU DMAX 4 X 2 LT MT										
Plate No.	:	LDP3430											
Motor No.	:	4JK1PD7505											
Chassis No.	:	PABTFR86DG2001918”											
<p style="text-align: center;"><b>RESOLUTION NO. 2021-57</b></p> <p><b>“RESOLVED, AS IT IS HEREBY RESOLVED</b>, that the Corporation authorize as it hereby authorizes its EVP/Corporate Management Services Director, Ms. Stephanie Nicole S. Garcia, to sign, execute, and deliver the Deed of Absolute Sale in favor of Mr. Winifredo Damole relative to the sale of the Corporation’s vehicle,</p>													

	<p>more particularly described as follows:</p> <p>Make &amp; Type : 2016 ISUZU DMAX 4 X 2 LT MT  Plate No. : LDP3480  Motor No. : 4JK1PG2670  Chassis No. : PABTFR86DG2001947”</p>
	<p style="text-align: center;"><b>RESOLUTION NO. 2021-58</b></p> <p><b>“RESOLVED, AS IT IS HEREBY RESOLVED,</b> that the Corporation authorize as it hereby authorizes its EVP/Corporate Management Services Director, Ms. Stephanie Nicole S. Garcia, to sign, execute, and deliver the Deed of Absolute Sale in favor of Ms. Orlyn Getueza relative to the sale of the Corporation’s vehicle, more particularly described as follows:</p> <p>Make &amp; Type : 2016 ISUZU DMAX 4 X 2 LT MT  Plate No. : LDP3432  Motor No. : 4JK1PG9872  Chassis No. : PABTFR86DG2001951”</p>
	<p style="text-align: center;"><b>RESOLUTION NO. 2021-59</b></p> <p><b>“RESOLVED, AS IT IS HEREBY RESOLVED,</b> that the Corporation authorize as it hereby authorizes its EVP/Corporate Management Services Director, Ms. Stephanie Nicole S. Garcia, to sign, execute, and deliver the Deed of Absolute Sale in favor of Mr. Jelmar Padua relative to the sale of the Corporation’s vehicle, more particularly described as follows:</p> <p>Make &amp; Type : 2016 ISUZU DMAX 4 X 2 LT MT  Plate No. : LDP3433  Motor No. : 4JK1PG2667  Chassis No. : PABTFR86DG2001946”</p>
	<p style="text-align: center;"><b>RESOLUTION NO. 2021-60</b></p> <p><b>“RESOLVED, AS IT IS HEREBY RESOLVED,</b> that the Corporation authorize as it hereby authorizes its EVP/Corporate Management Services Director, Ms. Stephanie Nicole S. Garcia, to sign, execute, and deliver the Deed of Absolute Sale in favor of Mr. Guillermo de Vera relative to the sale of the Corporation’s vehicle, more particularly described as follows:</p> <p>Make &amp; Type : 2012 TOYOTA FORTUNER 4 X 2  Plate No. : UEI348  Motor No. : 2KDU030228  Chassis No. : MHFZR69G703041325”</p>
	<p style="text-align: center;"><b>RESOLUTION NO. 2021-61</b></p> <p><b>“RESOLVED, AS IT IS HEREBY RESOLVED,</b> that the Corporation authorize as it hereby authorizes its EVP/Corporate Management Services Director, Ms. Stephanie Nicole S. Garcia, to sign, execute, and deliver the Deed of Absolute Sale in favor of Mr. Pablo Gumanao relative to the sale of the Corporation’s vehicle, more particularly described as follows:</p> <p>Make &amp; Type : 2015 CHEVROLET TRAILBLAZER  Plate No. : ABQ5898  Motor No. : GAFG142681199  Chassis No. : MMM156EK0FH603407”</p>
	<p style="text-align: center;"><b>RESOLUTION NO. 2021-62</b></p> <p><b>“RESOLVED, AS IT IS HEREBY RESOLVED,</b> that the Corporation authorize as it hereby authorizes its EVP/Corporate Management Services Director, Ms. Stephanie Nicole S. Garcia, to sign, execute, and deliver the Deed of Absolute Sale in favor of Mr. Erwin Enso relative to the sale of the Corporation’s vehicle, more particularly described as follows:</p>



	<p>Make &amp; Type : 1997 MAZDA D/CAB</p> <p>Plate No. : GJL-555</p> <p>Motor No. : UFYOW-MP001553</p> <p>Chassis No. : 0716-150509"</p>
	<p style="text-align: center;"><b>RESOLUTION NO. 2021-63</b></p> <p><b>"RESOLVED, AS IT IS HEREBY RESOLVED,</b> that the Corporation authorize as it hereby authorizes its EVP/Corporate Management Services Director, Ms. Stephanie Nicole S. Garcia, to sign, execute, and deliver the Deed of Absolute Sale in favor of Mr. Democrito Plaza relative to the sale of the Corporation's vehicle, more particularly described as follows:</p> <p>Make &amp; Type : 2016 TOYOTA FORTUNER 4X4 2.8L V DSL AT-B5</p> <p>Plate No. : VC8768</p> <p>Motor No. : IGD-4122153</p> <p>Chassis No. : MHFHA3FS7G0562826"</p>
	<p style="text-align: center;"><b>RESOLUTION NO. 2021-64</b></p> <p><b>"RESOLVED, AS IT IS HEREBY RESOLVED,</b> that the Corporation authorize as it hereby authorizes its EVP/Corporate Management Services Director, Ms. Stephanie Nicole S. Garcia, to sign, execute, and deliver the Deed of Absolute Sale in favor of Ms. Alyssa Pascual relative to the sale of the Corporation's vehicle, more particularly described as follows:</p> <p>Make &amp; Type : 2016 ISUZU D-MAX 4X2 LT MT</p> <p>Plate No. : LDP3479</p> <p>Motor No. : 4JK1PG2677</p> <p>Chassis No. : PABTFR86DG2001950"</p>
	<p style="text-align: center;"><b>RESOLUTION NO. 2021-65</b></p> <p><b>"WHEREAS,</b> the Corporation is the owner of a 2017 Isuzu Dmax, more particularly described as follows:</p> <p>Make &amp; Type : 2017 ISUZU D-MAX 4X2 LT MT</p> <p>Plate No. : LDP4970</p> <p>Motor No. : 4JK1PL3994</p> <p>Chassis No. : PABTFR8DG2002089</p> <p><b>"WHEREAS,</b> on 03 December 2020, the above-described motor vehicle, while being driven by the Corporation's sales personnel, Mr. Joreco Fabriga, suffered damage due to an accident that happened in Along Dipolog, Zamboanga Del Norte;</p> <p><b>"WHEREAS,</b> as a consequence, an insurance claim was instituted in the amount of Four Hundred Sixty Six Thousand Five Hundred Eighty One and 28/100 Pesos (Php466,581.28) against its insurance with Standard Insurance Co., Inc.;</p> <p><b>"WHEREAS,</b> said claim has been approved and there is a need to appoint an authorized signatory and representative for the purpose of processing, releasing and receiving the proceeds of its claim;</p> <p><b>"RESOLVED, AS IT IS HEREBY RESOLVED,</b> that the Corporation authorize as it hereby authorizes its EVP/Corporate Management Services Director, Ms. Stephanie Nicole S. Garcia, to sign, execute, and deliver any and all documents and instruments as may reasonably be necessary to facilitate the implementation of the foregoing transactions, as well as the sale of the unit described herein to Standard, such as but not limited to Release of Claim, and Deed of Sale;</p> <p><b>"RESOLVED FURTHER,</b> that Ms. Garcia may receive the proceeds of the insurance claim in the name of the Corporation from Standard Insurance Co., Inc. and perform such other acts and sign the required documents to carry out the intent of this resolution;</p> <p><b>"RESOLVED FINALLY,</b> that all previous resolutions not consistent herewith are deemed revoked, cancelled and made void."</p>

	<p style="text-align: center;"><b>RESOLUTION NO. 2021-66</b></p> <p><b>“RESOLVED, AS IT IS HEREBY RESOLVED,</b> that the Corporation authorize as it hereby authorizes its EVP/Corporate Management Services Director, Ms. Stephanie Nicole S. Garcia, to sign, execute, and deliver the Deed of Absolute Sale in favor of Mr. Ethan William Jose relative to the sale of the Corporation’s vehicle, more particularly described as follows:</p> <p style="margin-left: 100px;"> Make &amp; Type : 2010 ISUZU XUV AT  Plate No. : NAQ 119  Motor No. : 4JA1M18862  Chassis No. : PABTBR54F92051365” </p>
	<p style="text-align: center;"><b>RESOLUTION NO. 2021-67</b></p> <p><b>“RESOLVED, AS IT IS HEREBY RESOLVED,</b> that the Corporation authorize as it hereby authorizes its EVP/Corporate Management Services Director, Ms. Stephanie Nicole S. Garcia, to sign, execute, and deliver the Deed of Absolute Sale in favor of Mr. Leopoldo Antonio, Jr. relative to the sale of the Corporation’s vehicle, more particularly described as follows:</p> <p style="margin-left: 100px;"> Make &amp; Type : 2015 HONDA CCG125WHF  MOTORCYCLE  Plate No. : CD39170  Motor No. : KSW00E120470  Chassis No. : KSW00119715” </p>
	<p style="text-align: center;"><b>RESOLUTION NO. 2021-68</b></p> <p><b>“RESOLVED, AS IT IS HEREBY RESOLVED,</b> that the Corporation authorize as it hereby authorizes its Chairman of the Board of Directors, Mr. Jose Vicente C. Bengzon, III, to sign, execute, and deliver the Deed of Absolute Sale in favor of Agros Trofi Corporation relative to the sale of the Corporation’s vehicle, more particularly described as follows:</p> <p style="margin-left: 100px;"> Make &amp; Type : 2017 ISUZU CROSSWIND SPORTIVO 2.5 AT  Plate No. : ZKH681  Motor No. : 4JA1-M08552  Chassis No. : PABTBR54F72042204” </p>
December 3, 2021	<p style="text-align: center;"><b>RESOLUTION NO. 2021-69</b></p> <p><b>“RESOLVED, AS IT IS HEREBY RESOLVED,</b> that the Corporation be as it is hereby authorized to enter into a Retail Supply Contract with Corenergy, Inc. for the supply of energy to the Corporation’s office and Dressing Plant in Marilao, Bulacan;</p> <p><b>“RESOLVED, FURTHER,</b> that the Corporation authorize as it hereby authorizes its President/CEO, Mr. Ricardo Manuel M. Sarmiento, to sign, execute, and deliver the Retail Supply Contract as well as any and all documents to implement the foregoing authority.”</p>
	<p style="text-align: center;"><b>RESOLUTION NO. 2021-70</b></p> <p><b>“RESOLVED, AS IT IS HEREBY RESOLVED,</b> that the Corporation be as it is hereby authorized to file a Petition for Certiorari, Mandamus or Prohibition under Rule 65 or Annulment of Judgments or Final Orders and Resolutions under Rule 47 or any other appropriate remedies under the 2019 Amended Rules of Civil Procedure against the Regional Trial Court of General Santos City Branch 37 and Eliezer Vicente D. Banares;</p> <p><b>“RESOLVED, FURTHER,</b> that the Corporation authorize as it hereby authorizes its President/CEO, Mr. Ricardo Manuel M. Sarmiento, to do any one (1) of the following:</p> <ol style="list-style-type: none"> <li>Cause the preparation and filing of the Petition for Certiorari, Mandamus or Prohibition, Petition for Annulment of Judgment or Final Order or Resolution and all other pleadings or motions, including Memorandum, Notice of Appeal, or Petition for Review under Rule 45;</li> </ol>



**RESOLUTION NO. 2021-73**

“WHEREAS, Mr. Ernesto Denila was authorized in Resolution No. 2020-25 approved on 26 June 2020 to represent the Corporation in the cases filed by or against the Corporation in Iloilo;

“WHEREAS, Mr. Denila resigned as an employee of the Corporation;

“**RESOLVED AS IT IS HEREBY RESOLVED**, that the Corporation authorize as it hereby authorizes its Credit and Collection Administrative Officer in Visayas, **Ms. Julie Anne Leida**, to replace Mr. Denila in Resolution No. 2020-25 as one of the Corporation’s authorized representatives to do any of the following acts:

1. Institute and cause the filing of civil, or criminal cases against delinquent customers, clients, or distributors of the Corporation;

2. Sign and file the Complaint, Statement of Claim, Complaint-Affidavit, Petition, Comment, Memorandum, Position Paper, Affidavit, Motion, Petition for Review, Petition for Certiorari, Prohibition, or Mandamus and all other documents and pleadings as may be necessary;

3. Verify the Complaint, Statement of Claim, Petition, Petition for Review, Petition for Certiorari, Prohibition or Mandamus, Memorandum, Position Paper, Affidavit, Motion and all other pleadings, and to sign, execute and file the Verification, and attest that:

- a. the allegations in the pleading are true and correct based on his personal knowledge, or based on authentic documents;
- b. the pleading is not filed to harass, cause unnecessary delay, or needlessly increase the cost of litigation; and
- c. the factual allegations therein have evidentiary support after a reasonable opportunity for discovery.

4. Sign, execute and file the Certification against Forum Shopping;

5. Represent Vitarich Corporation in all stages of trial, including small claims cases, and to testify as witness;

6. Serve the summons in any of the following cases:

- a. Failure of service of summons by the sheriff, his or her deputy or other proper court officer, in which case, the summons shall be served by Ms. Leida together with the sheriff, his or her deputy or other proper court officer;
- b. The summons is to be served outside the judicial region of the court where case is pending;
- c. The summons is returned without being served on any or all of the defendants;
- d. Other cases allowed or authorized by the court or the Rules of Court, as amended.

7. To represent Vitarich Corporation during the pre-trial, mediation, and judicial dispute resolution proceedings, with power to do the following:

- a. Enter into amicable settlement of the case and sign compromise agreement;
- b. Submit to alternative modes of dispute resolution;
- c. Enter into stipulations and admissions of facts and of documents;
- d. Agree on simplification of issues;
- e. Limit the number of witnesses;
- f. Enter into plea-bargaining arrangement;
- g. Dismiss or withdraw case or execute an Affidavit of Desistance upon full settlement;
- h. Do any act necessary or authorized under the rules;

“**RESOLVED, FURTHER**, that Resolution No. 2020-25 shall remain valid and effective with respect to the other matters therein and that the same shall as it is hereby amended only in so far as the replacement of Mr. Denila is concerned.”

**RESOLUTION NO. 2021-74**

“**RESOLVED, AS IT IS HEREBY RESOLVED**, that the Corporation approve as it hereby approves the acquisition of 100% of the outstanding capital stock of Barbatos Ventures Corporation from Luzon Agriventure, Inc.;

“**RESOLVED, FURTHER**, that the Corporation authorize as it hereby authorizes its Chairman of the Board, Mr. Jose Vicente C. Bengzon, III, to sign, execute, and deliver the contract or agreement as well as any and all documents necessary to implement the foregoing authority.”

	<p style="text-align: center;"><b>RESOLUTION NO. 2021-75</b></p> <p><b>“RESOLVED, AS IT IS HEREBY RESOLVED</b>, that the Corporation be as it is hereby authorized to enter into negotiations, finalize, and execute the Contract Growing Agreement with Barbatos Ventures Corporation;</p> <p><b>“RESOLVED, FURTHER</b>, that the Corporation authorize as it hereby authorizes its Chairman of the Board, Mr. Jose Vicente C. Bengzon, III, to sign, execute, and deliver the Contract Growing Agreement as well as any and all documents necessary to implement the foregoing authority.”</p>
December 16, 2021	<p style="text-align: center;"><b>RESOLUTION NO. 2021-76</b></p> <p><b>“RESOLVED, AS IT IS HEREBY RESOLVED</b>, that the Corporation approve as it hereby approves the Whistleblowing Policy as presented;</p> <p><b>“RESOLVED, FURTHER</b>, that the Corporation enjoin as it hereby enjoins the faithful compliance of the Corporation, its directors, officers, and employees with the Whistleblowing Policy.”</p>
January 18, 2022	<p style="text-align: center;"><b>RESOLUTION NO. 2022-01</b></p> <p><b>“RESOLVED AS IT IS HEREBY RESOLVED</b>, that the Corporation confirm and ratify as it hereby confirms and ratifies the write-off of delinquent accounts in its Visayas operations as indicated in the document titled “2021-04-AR LEGAL VISAYAS FOR WRITE-OFF_” amounting to Php36,513,946.21.”</p>
February 16, 2022	<p style="text-align: center;"><b>RESOLUTION NO. 2022-02</b></p> <p><b>“RESOLVED AS IT IS HEREBY RESOLVED</b>, that the Corporation authorize as it hereby authorizes its President/Chief Executive Officer, Mr. Ricardo Manuel M. Sarmiento, to sign and execute any and all necessary documents to apply, request, process, claim and refund its bill deposit from Manila Electric Company (“Meralco”) in the amount of One Million One Hundred Forty Seven Thousand Six Hundred Forty Six and 61/100 Pesos (Php1,147,646.61);</p> <p><b>“RESOLVED, LIKEWISE</b>, that the Corporation authorize as it hereby authorizes its Corporate Services Officer, Ms. Faith Marie A. Donadillo, to transact business with Meralco, and process, secure, and claim the check in the amount of Php1,147,646.61 representing the proceeds/refund of the Corporation’s bill deposit with Meralco.”</p> <p style="text-align: center;"><b>RESOLUTION NO. 2022-03</b></p> <p><b>“RESOLVED AS IT IS HEREBY RESOLVED</b>, that the Corporation authorize as it hereby authorizes its Credit and Collection Supervisor, Mr. Teddy C. Mendoza, to sign, execute and deliver any and all documents necessary for the Corporation to secure and claim from Nissan Motor Philippines (“Nissan”) the refund of the Safeguard Tax/Safeguard Duty/Safeguard Bond in the amount of One Hundred Twenty Three Thousand Two Hundred Pesos (Php123,200.00) relative to the Corporation’s purchase of a 2021 Nissan Navarra 2.5, more particularly described as follows:</p> <p style="margin-left: 40px;">       Make &amp; Type : 2021 NISSAN NP300 Navara 2.5 Calibre AT 4X2        Plate No. : NDO4256        Motor No. : YD25962764T        Chassis No. : MNTCCAD23Z0001418”     </p> <p><b>“RESOLVED, LIKEWISE</b>, that the Corporation authorize as it hereby authorizes Mr. Mendoza to transact business with Nissan, and process, secure, and claim the check in the amount of Php123,200.00, representing the refund of the Safeguard Tax/Safeguard Duty/Safeguard Bond.”</p> <p style="text-align: center;"><b>RESOLUTION NO. 2022-04</b></p> <p><b>“RESOLVED, AS IT IS HEREBY RESOLVED</b>, that the Corporation authorize as it hereby authorizes its EVP/Corporate Management Services Director, Ms. Stephanie Nicole S. Garcia, to sign, execute, and deliver the Deed of Absolute Sale in favor of Mr. Julius Vallejo relative to the sale of the Corporation’s vehicle, more</p>

	<p>particularly described as follows:</p> <p>Make &amp; Type : 2017 ISUZU DMAX 4 X 2 LT MT  Plate No. : LDP4972  Motor No. : 4JK1PL9119  Chassis No. : PABTFR86DG2002107”</p>
	<p style="text-align: center;"><b>RESOLUTION NO. 2022-05</b></p> <p><b>“RESOLVED, AS IT IS HEREBY RESOLVED,</b> that the Corporation authorize as it hereby authorizes its EVP/Corporate Management Services Director, Ms. Stephanie Nicole S. Garcia, to sign, execute, and deliver the Deed of Absolute Sale in favor of Mr. Julius Ben Plaga relative to the sale of the Corporation’s vehicle, more particularly described as follows:</p> <p>Make &amp; Type : 2016 ISUZU DMAX 4 X 2 LT MT  Plate No. : LDP5875  Motor No. : 4JK1PK7807  Chassis No. : PABTFR86DG2002076”</p>
	<p style="text-align: center;"><b>RESOLUTION NO. 2022-06</b></p> <p><b>“RESOLVED, AS IT IS HEREBY RESOLVED,</b> that the Corporation authorize as it hereby authorizes its EVP/Corporate Management Services Director, Ms. Stephanie Nicole S. Garcia, to sign, execute, and deliver the Deed of Absolute Sale in favor of Ms. Judie Ann Bughao relative to the sale of the Corporation’s vehicle, more particularly described as follows:</p> <p>Make &amp; Type : 2011 MAZDA CX-7 WAGON  Plate No. : RKW737  Motor No. : L510480165  Chassis No. : JM7ER19L4B0218403”</p>
	<p style="text-align: center;"><b>RESOLUTION NO. 2022-07</b></p> <p><b>"RESOLVED AS IT IS HEREBY RESOLVED,</b> that the Corporation authorize as it hereby authorizes any one (1) of the following employees to process, update, and renew the registration of the Corporation’s Platinum Membership with Philippine Government Electronic Procurement System (PhilGEPS) and to secure and claim such membership registration:</p> <ol style="list-style-type: none"> <li>1. Ms. Mishara S. Sarming – Marketing Associate</li> <li>2. Ms. Faith Marie A. Donadillo – Corporate Services Officer;</li> </ol> <p><b>"RESOLVED FURTHER,</b> that any one (1) of the foregoing employees be as any one (1) of them is hereby authorized to sign, execute and deliver any and all documents, to upload and maintain current and updated file, or payments necessary or required for said membership registration.”</p>
	<p style="text-align: center;"><b>RESOLUTION NO. 2022-08</b></p> <p><b>"RESOLVED AS IT IS HEREBY RESOLVED,</b> that the Corporation authorize as it hereby authorizes its EVP/Corporate Management Services Director, Ms. Stephanie Nicole S. Garcia, <u>and</u> Procurement and Importation Manager, Ms. Jennifer A. Espejo-Licup, to enter into contract, transact, pay, sign and execute all pertinent documents in the procurement of raw materials from La Filipina Uy Gongco Corporation.”</p>
	<p style="text-align: center;"><b>RESOLUTION NO. 2022-09</b></p> <p><b>“RESOLVED AS IT IS HEREBY RESOLVED,</b> that the Corporation authorize as it hereby authorizes its HR Assistant Manager, Ms. Maricar T. Gedalanga, to represent the Corporation in all labor cases filed by or against the Corporation in Mindanao and as such representative:</p> <ol style="list-style-type: none"> <li>1. To cause the preparation and/or filing and to prepare and file Position Papers, Memoranda, Petitions, Affidavits, Comments, Motions, Appeals, and any other pleadings relative to the labor cases filed by or against the Corporation in Mindanao;</li> </ol>



	<p><b>“RESOLVED AS IT IS HEREBY RESOLVED</b>, that the Corporation approve as it hereby approves the 2021 Consolidated Audited Financial Statements of Vitarich Corporation and Subsidiary (“AFS”) as well as the 2021 AFS of Vitarich Corporation as presented;</p> <p><b>“RESOLVED FURTHER</b>, that the Corporation approve as it hereby approves, the release of the 2021 Consolidated AFS and Separate AFS of the Corporation.”</p>										
April 21, 2022	<p style="text-align: center;"><b>RESOLUTION NO. 2022-13</b></p> <p><b>“RESOLVED AS IT IS HEREBY RESOLVED</b>, that the Corporation be as it is hereby authorized to claim refund of Bill/Transformer Deposit from Davao Light &amp; Power Co. Inc. registered in the name of “Vitarich Corporation” or “Vitarich Corp.” with the following Account ID numbers:</p> <table border="1" style="margin-left: auto; margin-right: auto;"> <tr> <th>Account ID No.</th><th>Account Name</th></tr> <tr> <td>23216122228</td><td>Vitarich Corporation</td></tr> <tr> <td>47514211110</td><td>Vitarich Corporation</td></tr> <tr> <td>67409222220</td><td>Vitarich Corporation</td></tr> <tr> <td>79541311118</td><td>Vitarich Corp.</td></tr> </table> <p><b>“RESOLVED FURTHER</b>, that the Corporation’s Human Resources Assistant Manager, Ms. Maricar T. Gedalanga, be as she is hereby authorized to transact, process, submit documents for the refund of Bill/Transformer Deposits registered in the name of “Vitarich Corporation” or “Vitarich Corp.” with the above-mentioned Account ID Nos. from Davao Light &amp; Power Co. Inc.; to claim the check/s representing the deposit refund and issue Official Receipts; and to sign receipts, releases and/or quitclaims for the release of the deposit refund to the Corporation.”</p>	Account ID No.	Account Name	23216122228	Vitarich Corporation	47514211110	Vitarich Corporation	67409222220	Vitarich Corporation	79541311118	Vitarich Corp.
Account ID No.	Account Name										
23216122228	Vitarich Corporation										
47514211110	Vitarich Corporation										
67409222220	Vitarich Corporation										
79541311118	Vitarich Corp.										
	<p style="text-align: center;"><b>RESOLUTION NO. 2022-14</b></p> <p><b>“RESOLVED AS IT IS HEREBY RESOLVED</b>, that the Corporation authorize as it hereby authorizes its QA Laboratory Analyst, Mr. Marlo Harder, to apply for, file, process, and secure from the Philippine National Police and Philippine Drug Enforcement Agency any and all necessary accreditations, permits, or licenses for the year 2022 for the Corporation’s controlled chemicals in its laboratory and Iloilo plant;</p> <p><b>“RESOLVED, FURTHER</b>, that Mr. Harder be as he is hereby authorized to sign, execute, deliver and submit all the necessary documents relative to the application for the foregoing accreditations, permits, and licenses.”</p>										
	<p style="text-align: center;"><b>RESOLUTION NO. 2022-15</b></p> <p><b>“RESOLVED, AS IT IS HEREBY RESOLVED</b>, that the Stockholders’ Annual General Meeting be as it is hereby set on 24 June 2022 at 2:00 o’clock in the afternoon via Zoom video conference;</p> <p><b>“RESOLVED, FURTHER</b>, that the record date for the stockholders entitled to attend and vote at the aforesaid meeting be, as it is hereby, set on 24 May 2022;</p> <p><b>“RESOLVED LIKEWISE</b>, that the agenda for the said meeting shall be as follows:</p> <ol style="list-style-type: none"> <li>1. Call to Order</li> <li>2. Certification of Notice and Existence of a Quorum</li> <li>3. Approval of the Minutes of the Previous Stockholders' Annual General Meeting</li> <li>4. Report of the President on the results of the 2021 operations and the 2021 audited financial statements of the Corporation</li> <li>5. Ratification of the Acts of Directors and Officers</li> <li>6. Election of Directors</li> <li>7. Appointment of External Auditor</li> <li>8. Appointment of Stock Transfer Agent</li> <li>9. Other Matters</li> <li>10. Adjournment”</li> </ol>										



**RESOLUTION NO. 2022-16**

**“RESOLVED, AS IT IS HEREBY RESOLVED**, that the Corporation create as it hereby creates a Special Committee of Election Inspectors for the Stockholders’ Annual General Meeting on 24 June 2022;

**“RESOLVED, FURTHER**, that the following be, as they are hereby, appointed as members of the Special Committee of Election Inspectors:

1. Representative from ACCRA Law
2. Representative from Stock Transfer Services, Inc.
3. Representative from Vitarich Corporation.”

**RESOLUTION NO. 2022-17**

**"RESOLVED AS IT IS HEREBY RESOLVED**, that the Corporation be as it is hereby authorized to publish the notice of the Annual General Meeting of the Stockholders on 24 June 2022 in the business section of two (2) newspapers of general circulation in print and online formats for two (2) consecutive days;

**"RESOLVED ALSO**, that the Corporation authorize as it hereby authorizes its President/Chief Executive Officer, Mr. Ricardo Manuel M. Sarmiento, to determine and/or choose the two (2) newspapers of general circulation where the said notice will be published as well as to sign, execute, and deliver any and all documents necessary to implement the foregoing authority.”

**RESOLUTION NO. 2022-18**

**"RESOLVED AS IT IS HEREBY RESOLVED**, that the Corporation authorize as it hereby authorizes its HRAD and Compliance Manager, Ms. Lilibeth R. Carao, or its Vice President and Nutrition and Research Development Manager, Dr. Emmanuel S. Manalang, to do any or all of the following acts for and in behalf of the Corporation:

1. Institute and cause the filing of civil or criminal cases against Annalyn Lozano;
2. Sign and file the Complaint-Affidavit, Petition, Complaint, Comment, Memorandum, Position Paper, Affidavit, Motion, Petition for Review, Petition for Certiorari, Prohibition, or Mandamus and all other documents and pleadings as may be necessary;
3. Verify the Complaint, Petition, Petition for Review, Petition for Certiorari, Prohibition or Mandamus, Memorandum, Position Paper, Affidavit, Motion and all other pleadings, and to sign, execute and file the Verification, and attest that:
  - d. the allegations in the pleading are true and correct based on his/her personal knowledge, or based on authentic documents;
  - e. the pleading is not filed to harass, cause unnecessary delay, or needlessly increase the cost of litigation; and
  - f. the factual allegations therein have evidentiary support after a reasonable opportunity for discovery.
4. Sign, execute and file the Certification against Forum Shopping;
5. Serve the summons in any of the following cases:
  - a. Failure of service of summons by the sheriff, his or her deputy or other proper court officer, in which case, the summons shall be served by either Dr. Manalang or Ms. Carao, together with the sheriff, his or her deputy or other proper court officer;
  - b. The summons is to be served outside the judicial region of the court where case is pending;
  - c. The summons is returned without being served on any or all of the defendants;
  - d. Other cases allowed or authorized by the court or the Rules of Court, as amended.
6. Represent Vitarich Corporation in all stages of trial, including appeal, pre-trial, mediation, and judicial dispute resolution proceedings, with power to do the following:
  - j. Enter into amicable settlement of the case and sign compromise agreement;
  - k. Submit to alternative modes of dispute resolution;
  - l. Enter into stipulations and admissions of facts and of documents;

- m. Agree on simplification of issues;
- n. Limit the number of witnesses;
- o. Enter into plea-bargaining arrangement;
- p. Dismiss or withdraw case or execute an Affidavit of Desistance upon full settlement;
- q. Testify as witness;
- i. Do any act necessary or authorized under the rules;

**“RESOLVED, FINALLY,** that the Corporation authorize as it hereby authorizes Ms. Carao or Dr. Manalang to appoint and engage a lawyer for and in behalf of the Corporation to represent the Corporation in all stages of the case, as well as to do any of the foregoing acts for and in behalf of the Corporation.”

#### **RESOLUTION NO. 2022-19**

**“RESOLVED, AS IT IS HEREBY RESOLVED,** that the Corporation authorize as it hereby authorizes its EVP/Corporate Management Services Director, Ms. Stephanie Nicole S. Garcia, to sign, execute, and deliver the Deed of Absolute Sale in favor of Mr. Marvin A. Sarez relative to the sale of the Corporation’s vehicle, more particularly described as follows:

Make & Type	:	2017 ISUZU D-MAX 4x2 LT MT
Plate No.	:	LAA2562
Motor No.	:	4JK1PL9122
Chassis No.	:	PABTFR86DG2002101”

#### **RESOLUTION NO. 2022-20**

**“RESOLVED, AS IT IS HEREBY RESOLVED,** that the Corporation authorize as it hereby authorizes its EVP/Corporate Management Services Director, Ms. Stephanie Nicole S. Garcia, to sign, execute, and deliver the Deed of Absolute Sale in favor of Mr. Norbert C. Patigas relative to the sale of the Corporation’s vehicle, more particularly described as follows:

Make & Type	:	2017 ISUZU D-MAX 4x2 LT MT
Plate No.	:	LAA2563
Motor No.	:	4JK1PL9121
Chassis No.	:	PABTFR86DG2002108”

#### **RESOLUTION NO. 2022-21**

**“RESOLVED, AS IT IS HEREBY RESOLVED,** that the Corporation authorize as it hereby authorizes its EVP/Corporate Management Services Director, Ms. Stephanie Nicole S. Garcia, to sign, execute, and deliver the Deed of Absolute Sale in favor of Mr. Cyril S. Placio relative to the sale of the Corporation’s vehicle, more particularly described as follows:

Make & Type	:	2017 ISUZU D-MAX 4x2 LT MT
Plate No.	:	CAC6442
Motor No.	:	4JK1PX0210
Chassis No.	:	PABTFR86DH2002376”

#### **RESOLUTION NO. 2022-22**

**“RESOLVED, AS IT IS HEREBY RESOLVED,** that the Corporation authorize as it hereby authorizes its EVP/Corporate Management Services Director, Ms. Stephanie Nicole S. Garcia, to sign, execute, and deliver the Deed of Absolute Sale in favor of Mr. Leroy D. Pioquinto relative to the sale of the Corporation’s vehicle, more particularly described as follows:

Make & Type	:	2017 ISUZU D-MAX 4x2 LT MT
Plate No.	:	CAC8734
Motor No.	:	4JK1PX0211
Chassis No.	:	PABTFR86DH2002372”

**RESOLUTION NO. 2022-23**

**“RESOLVED, AS IT IS HEREBY RESOLVED,** that the Corporation authorize as it hereby authorizes its EVP/Corporate Management Services Director, Ms. Stephanie Nicole S. Garcia, to sign, execute, and deliver the Deed of Absolute Sale in favor of Mr. Xerxes B. Cariaga relative to the sale of the Corporation’s vehicle, more particularly described as follows:

Make & Type	:	2017 ISUZU D-MAX 4x2 LT MT
Plate No.	:	CAC8729
Motor No.	:	4JK1PX0215
Chassis No.	:	PABTFR86DH2002378”

**RESOLUTION NO. 2022-24**

“WHEREAS, Mr. Ralph Adrian Aruj, was authorized in Resolution No. 2019-35 approved on 23 August 2019 to process foreclosure proceedings, annotations, issuance of and registration of Certificate of Sale, and revocation of title in Davao, as well as to sign, execute, and deliver and all documents necessary to implement said authority;

“WHEREAS, by virtue of Resolution No. 2020-26 approved on 26 June 2020, Mr. Aruj was designated as one of the authorized representatives in civil, criminal, and administrative cases filed by or against the Corporation;

“WHEREAS, by virtue of Resolution No. 2021-72 approved on 03 December 2021, Mr. Aruj was authorized to process, claim and secure the Corporation’s business permits and license in Davao;

“WHEREAS, Mr. Aruj resigned as an employee of the Corporation;

**“RESOLVED AS IT IS HEREBY RESOLVED THAT,** the Corporation authorize as it hereby authorizes its Credit and Collection Head in Mindanao, **Mr. Ryan Michael Q. Galos**, to replace Mr. Aruj in Resolution Nos. 2019-35, 2020-06 and 2021-72 as one of the Corporation’s authorized representatives to do any of the following acts:

3. to process foreclosure proceedings, annotations, issuance of and registration of Certificate of Sale, and revocation of title in Davao, as well as to sign, execute, and deliver and all documents necessary to implement said authority;
4. institute and cause the filing of civil, or criminal cases against delinquent customers, clients, or distributors of the Corporation;
5. sign and file the Complaint, Statement of Claim, Complaint-Affidavit, Petition, Comment, Memorandum, Position Paper, Affidavit, Motion, Petition for Review, Petition for Certiorari, Prohibition, or Mandamus and all other documents and pleadings as may be necessary;
6. verify the Complaint, Statement of Claim, Petition, Petition for Review, Petition for Certiorari, Prohibition or Mandamus, Memorandum, Position Paper, Affidavit, Motion and all other pleadings, and to sign, execute and file the Verification, and attest that:
  - a. the allegations in the pleading are true and correct based on his personal knowledge, or based on authentic documents;
  - b. the pleading is not filed to harass, cause unnecessary delay, or needlessly increase the cost of litigation; and
  - c. the factual allegations therein have evidentiary support after a reasonable opportunity for discovery.
5. sign, execute and file the Certification against Forum Shopping;
6. represent Vitarich Corporation in all stages of trial, including small claims cases, and to testify as witness;
7. represent Vitarich Corporation during the pre-trial, mediation, and judicial dispute resolution proceedings in the cases filed in Mindanao, with power to do the following:
  - a. Enter into amicable settlement of the case and sign compromise agreement;
  - b. Submit to alternative modes of dispute resolution;



	Maria Alicia C. Arnaldo	Executive Vice President and Chief Finance Officer	_____
	Reynaldo D. Ortega	Senior Vice President / General Manager, Poultry, Food and Feed Sales Division	_____
	Alicia G. Danque	Vice President & Supply Chain Director /Alternate Corporate Information Officer	_____”

#### **Item 16. Matters Not Required to be submitted**

No action is to be taken with respect to any matter which is not required to be submitted to a vote of the shareholders.

#### **Item 17. Amendment of Articles of incorporation and By-Laws**

No action is to be taken with respect to any amendment of the Corporation’s Amended Articles of Incorporation and Amended By-Laws.

#### **Item 18. Other Proposed Action**

Appointment of the Stock Transfer Agent: Stock Transfer Service, Inc. (STSI) is recommended for re-appointment at the annual stockholders’ meeting scheduled on 25 June 2021 as the Corporation’s stock transfer agent for the ensuing year.

#### **Item 19. Voting Procedures**

For the election of the directors, in accordance with the Corporation’s Revised Manual on Corporate Governance, Amended Articles of Incorporation and Amended By-Laws, the stockholders must elect the members of the Board of Directors of the Corporation comprised of nine (9) directors, including independent directors who shall comprise at least 20% of the Board of Directors, who shall hold office for a term of one (1) year, or until their successors shall have been duly elected and qualified.

Following the announcement on the holding of the annual stockholders’ meeting, the Nominations, Remunerations, and Corporate Governance Committee accepted the nomination of any individual for election as directors. Thereafter, the Nominations Committee evaluated the nominees for the Board, including nominees for independent directors, and determined that they have all the qualifications and none of the disqualifications to serve in the Board of Directors.

The nominees for the Board of Directors are indicated in the Ballot Form (Annex “C” of the Notice of Meeting). Each stockholder entitled to vote may vote on the shares registered in his/her/its name for as many persons as there are directors, or he/it may cumulate said shares

and give one candidate as many votes as the number of directors to be elected multiplied by the number of his/its shares shall equal, or he/it may distribute them on the same principle among as many candidates as he/she/it shall see fit; provided that the total number of votes cast by him/it shall not exceed the number of shares owned by him/her/it multiplied by the whole number of directors to be elected.

For all other matters requiring the vote or resolution of the stockholders, the affirmative vote of the stockholders present and constituting a quorum during the meeting is necessary.

## **PART II.**

### **INFORMATION REQUIRED IN A PROXY FORM**

#### **Item 1. Identification**

The Corporation is not soliciting a proxy. All stockholders may, however, designate a proxy of their own choice in case he/she/it cannot attend in the meeting.

#### **Item 2. Instruction**

All stockholders and proxyholders who will attend the annual meeting shall inform the Chairman of the Board and the Corporate and Assistant Corporate Secretaries by email to [vc-asm@vitarich.com](mailto:vc-asm@vitarich.com) or by <https://bit.ly/vc2022agm> of his or her intention to attend the annual meeting, and submit their proxy forms and registration requirements stated in this Definitive Information Statement. The registration period will run from 01 June 2022 to 14 June 2022. All proxies shall be validated on 17 June 2022. For stockholders who submitted the complete requirements, the log-in details for the virtual meeting shall be sent not later than 21 June 2022 via e-mail to the verified e-mail address of the stockholder or proxyholder submitted to the Corporation.

The proxy forms to be submitted shall be accompanied with the details of the valid e-mail address and contact number of the proxy holder as well as scanned copies of two government-issued IDs with photo of the proxy holder. In the case of a corporate stockholder, a Secretary's 49 Certificate on the resolution appointing the proxy shall be submitted also. All scanned documents and photos must be in JPEG or PDF format of not more than 2MB in size.

In addition to the above, a proxy form given by a broker or custodian bank in respect of shares of stock carried by such broker or custodian bank for the account of the beneficial owner must be accompanied by a scanned copy of the certification under oath stating that the broker or custodian bank has obtained the written consent of the account holder. A stockholder who fails to comply with the registration requirements will not be allowed to participate during the video-conferencing.

The proxy form states:

"The undersigned stockholder of VITARICH CORPORATION (the "Corporation") hereby nominates, constitutes, and appoints the following:

Name of proxyholder: \_\_\_\_\_

or in his/her/its absence, the Chairman of the meeting, as his/her/its proxy, to represent and to vote all of his/her/its shares of stock in the Corporation registered in his/her/its name in the corporate books and records of the Corporation during the annual stockholders' meeting of the Corporation scheduled on 24 June 2022 via video-conferencing, and on any postponement or adjournment thereof.

The proxy is authorized to attend the annual stockholders' meeting via video-conferencing and is given the following instructions as regards the matters to be taken up during the said meeting:

\_\_\_\_\_ The proxy is given the right to exercise his/her discretion in accomplishing the ballot form to be issued by the Corporation and in voting for the items in the agenda.

\_\_\_\_\_ The proxy shall vote strictly as follows:

<b>Matter</b>	<b>For</b>	<b>Against</b>	<b>Abstain</b>
Approval of the minutes of the last annual stockholders' meeting			
Report of the President on the results of the 2021 operations and the 2021 audited financial statements			
Ratification of the acts of directors and officers			
Appointment of SGV& Company as external auditor			
Appointment of Stock Transfer Services, Inc. as stock transfer agent			

For the election of directors:

Number of shares owned	
Number of votes (no. of shares owned times nine (9) seats)	

<b>Nominee</b>	<b>Number of votes, or if you want to distribute your votes equally among the nominees, please place an "x" *</b>
Jose Vicente C. Bengzon, III	
Ricardo Manuel M. Sarmiento	
Stephanie Nicole S. Garcia	
Rogelio M. Sarmiento	
Benjamin I. Sarmiento, Jr.	
Lorenzo Vito M. Sarmiento, III	
Juan Arturo Iluminado De Castro	
Vicente J.A. Sarza (Independent Director)	
Pierre Carlo C. Curay (Independent Director)	
<b>Total*</b>	

*\* By placing (x) beside the name of the nominee, we shall consider the total number of votes that you are entitled to cast to have been distributed equally to the number of directors that you voted for.*

IN WITNESS WHEREOF, this proxy has been executed by the undersigned.

Signature: \_\_\_\_\_

Name: \_\_\_\_\_

Date: \_\_\_\_\_

### **Item 3. Revocability of Proxy**

Any stockholder who executes the proxy enclosed with this statement may revoke it at any time before it is exercised by submitting to the Corporate Secretary a written notice of revocation not later than the start of the meeting or by attending the meeting in person.

### **Item 4. Persons Making the Solicitation**

The Corporation is not soliciting any proxy and leaves it to the discretion of the shareholders to exercise the right given them to attend by himself/herself/itself or through a proxy.

### **Item 5. Interest of Certain Persons in Matters to be Acted Upon**

No director, officer or associate of any of the foregoing has any substantial interest, direct or indirect, by security holdings or otherwise, on the matter to be acted upon at the Annual General Meeting to be held on June 24, 2022.

### **Undertaking**

This SEC Form 20-IS (Information Statement) is given free of charge to each security holder prior to the Annual General Meeting of the stockholder. The Corporation also undertakes to provide, without charge to each security holder except for reasonable expenses incurred to reproduce the exhibits to such report, upon the written request of any such person, a copy of the Corporation's 2021 Annual Report in SEC Form 17-A. Such written request shall be addressed to:

Mr. Ricardo Manuel M. Sarmiento  
President / CEO  
Vitarich Corporation  
Vitarich Corporation Compound  
Marilao-San Jose Road, Sta. Rosa I, Marilao-Bulacan

## **PART III**

### **SIGNATURE**

After reasonable inquiry and to the best of my knowledge and belief and the records of the Corporation in my possession and/or I have access to, I certify that the information set forth in this report is true, complete and correct. This report is signed in Quezon City on May 31, 2022.

### **VITARICH CORPORATION**

Issuer

By:



**ATTY. MARY CHRISTINE DABU-PEPITO**

Assistant Corporate Secretary/Compliance Officer/  
Corporate Information Officer



**MANAGEMENT REPORT**  
**PART I - BUSINESS AND GENERAL INFORMATION**

**ITEM 1. BUSINESS**

**HISTORY**

Vitarich Corporation (“Corporation” or “Vitarich” or “Company”) was incorporated and organized in 1962.

The brothers, Feliciano, Lorenzo and Pablo Sarmiento, established the forerunner of Vitarich in 1950, when they founded Philippine American Milling Co. Inc. (“PAMCO”). PAMCO eventually moved from its original location to a more modern feed plant in Marilao, Bulacan. This move marked the beginning of Vitarich’s fully integrated operations and the trade name “Vitarich” was subsequently adopted.

In 1962, after PAMCO acquired additional machinery and equipment to increase capacity, the Corporation was registered with the Securities and Exchange Commission (“SEC”) under the name “Vitarich Feedmill, Inc.” The Corporation entered the poultry business and built an experimental poultry farm. In the years that followed, the Corporation entered into agreements with U.S. companies Cobb International and Babcock Poultry Farms for the exclusive franchise and distributorship of Cobb broiler and Babcock layer breeds, respectively, in the Philippines.

By the early 1970s, the Corporation further expanded its operations and extended its vertical integration by acquiring dressing plants and cold storage facilities. In 1981, the Corporation expanded outside Luzon by setting up the Davao satellite feedmill. The following year, it increased its feedmilling capacity in Marilao, Bulacan and at the same time, started operating its Cagayan De Oro feedmill and hatchery. Subsequent areas of expansion in the Visayas included the cities of Iloilo and Bacolod. At present, the Corporation’s registered principal place of business is at Marilao-San Jose Road, Sta. Rosa I, Marilao, Bulacan. Aside from this, the Company also has operating office in Luzon – Bicol, two satellite office in Visayas (Cebu and Bacolod), and two in Mindanao (Gensan and Cagayan de Oro).

The Corporation’s shares of stock were registered with the Philippine Stock Exchange on February 8, 1995.

The Corporation went through corporate rehabilitation where its aggregate debt of P3.2 billion was restructured to allow the Corporation to avail of longer payment term and lower interest rate.

Meanwhile, on March 30, 2012, the SEC approved the extension of the Corporation’s corporate life to another fifty years starting on July 31, 2012. Pursuant to Section 11, paragraph 2 of the Revised Corporation Code of the Philippines, which took effect on February 23, 2019, the Corporation’s corporate life is deemed to be perpetual.

On October 16, 2013, the SEC approved the Corporation’s increase in authorized capital stock to P3.5 billion and the conversion of its debts amounting to P2.4 billion to Kormasinc, Inc. (“Kormasinc”) into equity at 1 share of common stock for every P1.00 debt. Of the converted debt, P90.0 million was applied as payment for 90,030,236 shares from unissued shares and P2.3 billion was applied as payment for additional shares from the increase in authorized capital. With the debt

to equity conversion and significant improvement in the Corporation's operations, the Regional Trial Court of Malolos, Bulacan (the Rehabilitation Court) approved its exit from Corporate Rehabilitation on September 16, 2016.

On November 23, 2017, the Corporation, through the approval of its Board of Directors, issued its authorized and existing but unissued capital stock of P267,836,113.00 divided into 267,836,113 common shares with a par value of Php1.00 per share. The Board of Directors likewise approved the conversion of the Corporation's debt of P407,110,891.00 to Kormasinc, Inc. into equity at a 1:1.52 ratio or 1 common share for every P1.52 debt. The Board of Directors also approved the application of Vitarich's debt of P407,110,891.00 to Kormasinc, Inc. as payment in full to the 267,836,113 common shares issued out of the authorized and existing but unissued shares. On December 22, 2017, the SEC approved the said debt to equity conversion.

On July 11, 2018, the SEC approved the decrease of the capital stock of the Corporation from P3.5 billion divided into 3.5 billion shares at P1.00/share par value to P1,330,000,000.00 divided into 3.5 billion shares at P0.38/share par value. The SEC also approved the Corporation's equity restructuring to wipe out deficit as of December 31, 2017 of P2,256,037,517.00 against the Additional Paid-In Capital of P2,257,508,376.68. At present, the Corporation's authorized capital stock is P1,330,000,000.00 divided into 3.5 billion shares at P0.38/share par value.

## **SUBSIDIARIES**

Philippines' Favorite Chicken, Inc. ("PFCI") used to be Vitarich's subsidiary. PFCI, as distributor of America's Favorite Chicken Company ("AFC"), was granted the exclusive right to develop 50 Texas Chicken and 50 Popeye's Chicken restaurants in the Philippines. On October 1, 1998, the Board of Directors of PFCI approved the conversion into equity of the advances of Vitarich to PFCI amounting to ₱165 million to be applied to its unpaid subscriptions and for additional shares of stock of PFCI. Out of the ₱165 million advances to be converted into equity, ₱25 million was applied to Vitarich's unpaid subscription while the remaining ₱140 million was shown under Deposit on Future Stock Subscriptions account pending the approval from the SEC of the conversion. In 2000, PFCI lost its right to develop Popeye's Chicken in the Philippines. In 2005, PFCI discontinued the operations of its Texas Chicken restaurants. Accordingly, it terminated all its employees and provided full valuation allowances on all its remaining assets. On July 26, 2017, the BOD and Stockholders of PFCI approved the amendment of its Articles of Incorporation to shorten its corporate life to until March 31, 2019. The SEC also approved PFCI's amendment of Articles of Incorporation. Thus, PFCI was placed under the liquidation process beginning April 1, 2019. The Company deconsolidated PFCI and recognized a gain of P28.2 million on deconsolidation. On February 16, 2021, PFCI filed with the SEC a Notice of Retention of Corporate Term (until March 31, 2019).

On November 10, 1995, Gromax, Inc. ("Gromax") was incorporated as a wholly-owned subsidiary of Vitarich. It started commercial operations in January 1996 until its operations was reintegrated with Vitarich effective April 1, 2015. Pursuant to the re-integration, Gromax transferred all its employees to the Corporation and retirement benefits accruing to these employees were transferred accordingly. On May 31, 2018, the SEC approved Gromax's Amended Articles of Incorporation which shortened its corporate life to until November 10, 2019. On February 16, 2021, Gromax filed with the SEC a Notice of Retention of Corporate Term (until November 10, 2019).

On October 27, 2021, Vitarich's Board of Directors approved the terms of the Memorandum of Understanding ("MOU") between Vitarich and Luzon Agriventure Inc. ("LAVI") for the acquisition of shares owned and held by LAVI in Barbatos Ventures Corporation ("BVC"), a private domestic corporation engaged, among others, in poultry production as well as in the processing, raising and breeding of chickens and similar stocks. After the execution of the MOU on October 28, 2021, due diligence was conducted via external audit by MG Madrid & Company as of September 30, 2021, upon which BVC's valuation was based. Based on said due diligence, BVC's actual results of operations in October and November and the projections for December 2021 will result in neutral Net Asset Value. As such, LAVI agreed to absolutely, unconditionally and irrevocably assign and transfer all its rights, title, and interest in BVC for a consideration of P1.00 in favor of Vitarich. On December 16, 2021, the Corporation's Board of Directors approved the acquisition of 100% of the outstanding capital stock of BVC from LAVI for a consideration of P1.00. Beginning January 1, 2022, BVC operated as Vitarich's wholly-owned subsidiary. Issuance and transfer of BVC shares of stock were duly completed also on January 2022.

## **BUSINESS OF ISSUER**

### **Business Segments and Product Distribution**

For management purposes, the Company is organized and managed separately according to the nature of products and services provided, with each segment representing a strategic business unit that offers different products and serves different markets.

The industry segments where the Company operates are as follows:

- a. The Food segment is engaged in the growing, production and distribution of chicken broilers, either live or dressed. Its products are distributed to wet markets, supermarkets, hotels, and restaurants. Its dressed chicken are distributed and sold under the Cook's brand and under the Fresh and Freshly Frozen variants.
- b. The Feeds segment caters to the feed requirement of the poultry growers and livestock raisers industry. The Company manufactures and distributes animal feeds, animal health and nutritional products, and feed supplements under several variants, such as Premium, Advantage Plus, Premium Plus, and Professional. Each variant has several sub-variants. In 2021, it launched the Vitarich Poultry Advantage variant, with three sub-variants under it.
- c. The Farms segment is involved in the production of day-old chicks and pullets.
- d. The Corporate segment includes general and corporate affairs of the Company, which are not specifically identifiable to a particular segment.

The relative contribution of each principal product to consolidated revenue for the years ended December 31, 2021, December 31, 2020, and December 31, 2019 are:

PHP millions					
	2021	2020	Change	2019	Change
Feeds	4,695	4,109	14%	3,941	19%
Foods	4,232	3,119	36%	4,298	-2%

Farms	778	655	19%	679	15%
	<b>9,704</b>	<b>7,882</b>	23%	<b>8,918</b>	9%

### **Competition**

Although the Corporation is focused on the chicken and feed industry, it faces competition from several sources by virtue of its integrated operations. The Corporation continuously improves its objectives and strategic plans to effectively compete with other integrators not only for consumers of its products but also for production resources such as contract growers. The Corporation competes based on product performance.

Principal competitors of the Company are San Miguel Corporation (B-Meg), UNAHCO, Cargill, New Hope, CJ Feeds, CP Feeds, Philmico, Uno Feeds and Inoza Feeds for the feed business. Key players in chicken business are San Miguel Corporation (Magnolia), Bounty, Foster, Danway, CP, Sustamina and Leong hup.

The Company believes that it can effectively compete with its principal competitors as it allotted resources to the research and development of production process improvements and product value enhancement in line with its vision to continue be the pioneer, agri-business partner, and innovator in the feeds industry, and backbone of every Filipino farmer's success.

### **Sources of Raw Materials**

The raw material components of feeds represent the most significant cost component of the Company's operations. Major raw materials of the Company's feed business are corn, wheat, soya, and rice bran. The Company purchases these materials locally from traders. There are also times that the Company imports these materials from Australia, North and South America, India, and Pakistan. It is also continuously undertaking programs to substitute traditional grains with materials considered as by-products. High cost of major raw materials such as wheat, corn, oil and soybean meal makes it imperative for Vitarich to source alternative and non-traditional raw materials such as food by-products and other protein sources. Vitarich is not dependent on, nor has any major existing supply contract, with one or a limited number of its suppliers for the purchase of essential raw materials.

### **Customers**

Vitarich has various customers from all product lines and is not dependent on a single or few customers. The loss of one or two of its customers does not have any adverse material effect on its operations. No customer of the Corporation accounted for 20% of its sales. The Corporation has existing sales contracts with business partners and customers in the normal and regular business transactions.

### **Trademarks, Royalty and Patents**

As of 2021, the Company continued to use the following trademarks, devices and logos, which were previously registered with the Intellectual Property Office on the dates opposite to its names:

Trademark	Date Filed	Date Registered
-----------	------------	-----------------

Vitarich Advantage Plus	November 23, 2017	September 2, 2018
Vitarich Premium Plus	November 23, 2017	September 2, 2018
Vitarich Professional	March 2, 2018	June 2, 2019
Vitapolyvee	April 10, 2019	September 15, 2019
Forging Livelihood, Nourishing Lives	October 17, 2019	March 14, 2020
Freshly Frozen	July 22, 2020	October 3, 2021
Vitarich Corporation	January 15, 2021	May 21, 2021
Cook's	January 15, 2021	May 21, 2021
Cook's Premium Whole Chicken the Healthylicious Option	February 17, 2021	August 22, 2021
Vitarich Poultry Advantage	August 25, 2021	December 9, 2021
Electcee	August 30, 2021	December 9, 2021
Gromaxicillin	August 30, 2021	November 7, 2021

The Company does not hold any other patent, trademark, franchise, concession or royalty agreement.

### **Certifications**

The Company's Quality Management Systems ("QMS") enabled it to establish procedures that cover all key processes in the business, monitoring process to ensure that they are effective, keeping adequate records, checking output for defects with appropriate corrective actions, regularly reviewing individual processes and the quality system itself for effectiveness, thus facilitating continual improvement.

In 2007, the Company's commitment toward consistent product quality and safety was further strengthened when the International Organization for Standardization (ISO) certified the Company-owned feed mill facilities in Visayas and Mindanao with ISO 22000:2005 Food Safety and Management Systems (FSMS) for quality and feed safety management systems. Vitarich has adopted and implemented preventive approaches to product safety that address physical, chemical and biological hazards in various aspects of feeds manufacturing along with the process and product inspection. The Company continuously complies and maintains the requirements of the standards for Iloilo and Davao Feed Mill plants. In 2021, its Iloilo and Davao Feed Mill plants received its respective ISO 22000:2018 Food Safety Management System Certification.

Vitarich received last October 2020 the Certificate of Registration for HACCP or Hazard Analysis and Critical Control Points certifying that its Management Systems and Processes for verification & delivery of raw and frozen chicken, including giblets, has been assessed and registered against the provisions of HACCP adopted by the Codex Alimentarius Commission. The Certificate was issued by NQA Philippines, Inc. (a certifying body accredited by UKAS or United Kingdom Accreditation Service) after the Corporation's application and requirements were submitted and reviewed thoroughly. The said Certificate is in line with Vitarich's mission to continuously adopt new business development programs and technological advancement that will enhance quality of products and services that it provides and delivers to its stakeholders. Vitarich Corporation has also FDA License to operate as Food Trader issued last October 11, 2021.

### **Government Regulations and Approval**

As an agri-business, the Corporation is highly regulated by the government.

Compliance with environmental laws enhances good community and industry relationship and provides assurance to employees and the community where the Company operates of their health and safety, thereby freeing the Corporation from violations and penalties.

Aside from compliance with the environmental laws, the Company, in order to ensure that only safe and wholesome products reach the consumers, also needs government approval for its principal products and services and for the registration of its feed mill, accreditation of chemical laboratory, accreditation of meat plant, and cold storage, from the Bureau of Animal Industry (“BAI”) and the National Meat Inspection Services (“NMIS”), respectively. The Corporation is also required to secure all applicable permits from the Environmental Management Bureau (“EMB”) of the Department of Environment and Natural Resources (“DENR”) for its feed mill plant, dressing plant and rendering plant.

The Company had obtained all necessary permits, licenses and government approvals to manufacture and sell their products. It has no knowledge of recent or impending legislation, which, when implemented, can result in a material adverse effect on its business or financial condition.

### **Research and Development**

The Company’s research and development are centrally organized under the Research and Development Department to focus on the following core activities:

- Product Quality and Innovations
- Research and Development
- Advanced Animal Nutrition

A Research and Development Manager directs these activities, which include the following:

- Advanced Animal nutrition
- Diagnostic laboratory services
- Feeds and feeds quality control
- Poultry genetic research
- New product development
- Technical extension services for contract breeders, growers and sales clients

The inauguration of the Corporation’s renovated Research Center in 2001 upgraded the chemical laboratory capability and further improved the analysis procedure. The acquisition of modern laboratory equipment shortened the duration for analyzing products.

The Chemical Laboratory handles most of the laboratory services needed for feed processing, from raw material analyses to finished products tests. The Diagnostic Laboratory handles all the laboratory support related to feed and food safety as well as the surveillance, prevention, and diagnosis of diseases to ensure health maintenance of livestock.

To ensure that its edge in the reliability and accuracy of its analysis is kept, it continuously upgrades its equipment, i.e. the LECO protein analyzer which is based on combustion, a faster way of analyzing crude protein in feedstuff, LECO Bomb Calorimeter, which is used to measure Gross Energy in Feedstuff, Atomic Absorption Analyzer for Macro and trace minerals including heavy metals. The acquisition of the ICP (Inductively Coupled Plasma) allowed the Company to analyze complex minerals and heavy metals simultaneously. The Gas Chromatograph is capable of

accurately determining fatty acid as well as Volatile Fatty Acids and Hormones. The NIR (Near InfraRed System) is capable of determining proximate analysis including amino acids in a very short amount of time. The Company also upgraded its Fat Extractor, Kjeldahl Protein Analyzer and the Ankom Fiber Analyzer Unit. Active Water and Moisture Analyzer units are used for the stability testing of the finished product as well as maintenance of quality for raw materials. UV Vis Equipment is used for mineral and enzyme analysis. Additional serological tests, including Avian Influenza virus as well as Eliza based Swine serological, were instituted to serve the growing demand of the consumers.

For research and development activities, the Corporation spent P7M in 2021, P10.6M in 2020, and P6.1M in 2019.

### **Cost and Effects of Compliance with Environmental Laws**

Vitarich complies with all environmental laws and regulations implemented by the EMB-DENR and invests appropriately to ensure compliance. To ensure that its facilities are compliant with existing environmental laws, the Company implemented the following activities:

1. Stack emission testing of boilers to ensure that the gases being emitted during operation of the boilers are within the Standards of the Clean Air Act of the Philippines. For Davao plant, a 3<sup>rd</sup> party tester (Berkman) has been tapped for emission testing of 2 units of boilers in Plant 1, 2 units of boilers in Plant 2, and 1 unit power generator. This was conducted last September 2020 and at a cost of P276,640.00. Vitarich passed all parameters and satisfactory result was used for the renewal of the Permit to Operate Air Pollution Sources and Control Installations ("POA"). The cost for the issuance of POA is P71,340.00 with validity coverage of 5 years. For Iloilo, Permit to Operate ("PTO") for Boiler expired on March 30, 2022 and renewal is still on-going. Stack emission testing is scheduled on April 28, 2022. Boiler Stack emission testing fee is P117,600.00 while permit processing fee is P15,000.00. Yearly servicing was implemented last April 4, 2022 and was subjected to inspection and approved already by DOLE representatives.
2. Regular monitoring of the final discharge of wastewater from the Corporation's plants, ensuring that water discharge from the operations are within the regulatory standards set by the Clean Water Act. Iloilo Plant's Wastewater Discharge Permit requirements were already submitted to the EMB, including payment for laboratory analysis fee of P7,500.00 last February 11, 2022 and permit processing and wastewater discharge fee of P2,109.20 last March 14, 2022. The Company is awaiting for EMB's issuance of the Wastewater Discharge Permit. For Davao Plant, Waste Water Discharge permit was issued last January 2021 with validity coverage of 5 years. Cost of acquiring the permit was P14,040.00.
3. In view of the warehouse expansion projects, Iloilo warehouse has been issued with the Environmental Compliance Certificate (ECC -EPRMP) by the Environmental Management Bureau of the Department of Environment and Natural Resources Region 6 last August 15, 2018. Processing cost is P10,000.00. Davao Plants have been issued with an ECC for Expansion (incorporating the 2 existing ECCs of Davao Feedmill Plant and the acquired DSFC Feedmill Plant). The New ECC (#ECC-OL-R11-2020-0069) issued last January 20,2020 is still in effect, which includes compliance to Clean Air Act, Clean Water Act, Waste Management Act and all other regulatory compliance. Processing cost incurred was around P10,000. The Corporation's Dressing Plant in Marilao, Bulacan was issued an amended ECC on November 8, 2021. The cost for amendment of the ECC was P52,030.00.

4. Regular repair and maintenance of facilities and pollution control facilities attached to ensure good operating conditions and thereby prevent/control pollution coming from the plant.
5. Continuous improvement of pollution control devices and/or equipment to meet regulatory standards.
6. Annual renewal of Permits from DENR-EMB is secured. Cost varies for each plant ranging from P1,000 to 10,000.
7. Additional permit to transport hazardous material used oil has been acquired in Davao Plant with a cost of P1,040.00. VDAP Certificate has been issued also to produce veterinary products the cost of which was P6,000.00.

### **Manpower Complement**

As of December 31, 2021, headcount is total of 822 employees - 581 regular and 241 contractual. Actual headcount as of March 31, 2022 is 829 employees - 592 regular and 237 contractual. The Corporation successfully forged a new Collective Bargaining Agreement last March 2021. The CBA was signed in May 2021, effectivity of which retroacts to August 1, 2020.

The Federation of Free Workers - Vitarich Corporation Employees / Workers Union Chapter (FFW – VEWU) is the duly authorized collective bargaining agent that represents all rank and file employees of the Corporation.

### **Pension Costs/Retirement Benefits**

The Company maintains a partially funded, noncontributory post-employment defined benefit plan covering all of its regular full-time employees. The defined benefit plan is being administered by a trustee bank which is responsible for the administration of the plan assets and for the definition of the investment strategy. The Company's retirement benefits are based on years of service and one and one-fourth month's salary for every year of continuous service.

The plan is exposed to interest rate risks and changes in the life expectancy of qualified employees. The plan is not exposed to significant concentrations of risk on the plan assets.

Actuarial valuations are made periodically to update the retirement liability and the amount of contributions. The latest actuarial valuation of the plan is as at December 31, 2021.

### **Financial Risk Management**

The Company is exposed to a variety of financial risks which result from its operating, financing and investing activities. The Company's overall risk management program focuses on the unpredictability of the markets and seeks to minimize potential adverse effects on the Company's performance.

The Company does not engage in the trading of financial assets for speculative purposes nor does it write options. The financial risks, which the Company is exposed to, are described below and in the succeeding pages.



### Foreign Currency Risk

To a certain extent, the Company has an exposure to foreign currency risks as some of its raw materials purchases are sourced outside the Philippines and are therefore denominated in foreign currencies. However, the Company has not yet experienced significant losses due to the effect of foreign currency fluctuations since purchases denominated in foreign currency are kept at a minimum.

### Interest Rate Risk

As at December 31, 2021 and 2020, the Company has no significant floating rate financial assets or liabilities. The Company's operating cash flows are substantially independent of changes in market interest rates.

The Company has no borrowings that carry variable interest rates, which released the Company from any cash flow interest rate risk.

### Credit Risk

Credit risk arises because the counterparty may fail to perform its obligations. With respect to credit risk arising from the financial assets of the Company, the exposure to credit risk arises from default of the counterparty.

Generally, the maximum credit risk exposure of the financial assets is the carrying amount of the financial assets.

The Company continuously monitors defaults of counterparties, identified either individually or by group, and incorporates this information into its credit risk controls. Where available at a reasonable cost, external credit ratings and/or reports on counterparties are obtained and used. The Company's policy is to deal only with creditworthy counterparties.

The Company's trade and other receivables are not exposed to a concentration of credit risk as the Company deals with a number of customers. The trade and other receivables are actively monitored and assessed, and where necessary an adequate level of provision is maintained. In addition, to minimize credit risk, the Company requires collateral, generally land and real estate, from its customers.

The Company's management considers that trade and other receivables that are not impaired nor past due for each reporting periods are of good credit quality

An impairment analysis is performed at each reporting date using a provision matrix to measure expected credit losses. The provision rates are based on days past due. The calculation reflects the probability-weighted outcome, the time value of money and reasonable and supportable information that is available at the reporting date about past events, current conditions and forecast of future economic conditions. Generally, receivables are written-off if past due for more than one year and are not subject to enforcement activity.

### Liquidity Risk

The Company manages its liquidity profile to be able to service debt as this falls due by maintaining sufficient cash from operations. The Company maintains cash to meet its liquidity requirements for up to 30-day periods.

#### Price Risk

The Company is exposed to commodity price risk as the raw materials of its main products are subject to price swings. The Company's management actively seeks means to minimize exposure to such risk.

## **ITEM 2. PROPERTIES**

The Corporation operates and/or leases numerous production facilities, which include feed mills, dressing plants, and hatcheries. As of 31 March 2022, these facilities include the following:

	<b>Condition</b>	<b>Remarks</b>
<b>Feed Mill</b>		
Luzon	Good	Toll
Visayas	Good	Owned
Mindanao	Good	Owned
<b>Dressing Plant</b>		
Luzon	Good	Toll
Visayas	Good	Toll
Mindanao	Good	Toll
<b>Hatchery</b>		
Luzon	Good	Toll
Visayas	Good	Toll
Mindanao	Good	Toll

The Corporation will only consider a project which is critical to its continued operations and will likewise generate substantial cost savings and higher return of investment.

## **ITEM 3. LEGAL PROCEEDINGS**

Sometime in 2014, Vitarich filed a case against Charter Ping An Insurance Corporation ("Charter Ping An") before the Regional Trial Court ("RTC") of Malolos City, Bulacan to claim the insurance proceeds in the amount of Php316,561,158.81 as indemnity for the damages and loss suffered by the Corporation due to typhoon Ondoy in 2009. The case was docketed Civil Case No. 662-M-2014 and was raffled to Branch 15 of the RTC of Malolos City. Vitarich had been partially paid the amount of P58M in 2016 when the court granted Vitarich's Motion for Summary Judgment as regards the amount admitted by Charter Ping An.

As for the remaining claim of P247.7M, exclusive of interests, the same is still pending before the court. Vitarich had presented its first two witnesses and is yet to present two more witnesses before it rests its case.

#### ITEM 4. SUBMISSION OF MATTERS TO A VOTE OF SECURITY HOLDERS

There were no matters submitted to a vote of security holders during the calendar year covered by this report other than those made during the Annual General Meeting of the Stockholders held on June 25, 2021. The results of the said meeting had been disclosed to the Philippine Stock Exchange via the PSE Edge on June 25, 2021 and posted on the Company's website. A copy of the draft of the Minutes of the said meeting is also posted on the Company's website.

#### PART II – OPERATIONAL AND FINANCIAL INFORMATION

#### ITEM 5. MARKET PRICE OF AND DIVIDENDS FOR REGISTRANT'S COMMON EQUITY AND RELATED STOCKHOLDER MATTERS

##### Market Information

The Corporation's common equity is principally traded in the Philippine Stock Exchange (PSE). The high and low sales prices for every quarter ended are indicated in the table below:

	2020		2021		2022	
	High	Low	High	Low	High	Low
1st Quarter	0.89	0.86	0.84	0.81	0.61	0.61
2nd Quarter	0.86	0.81	0.88	0.87		
3rd Quarter	0.77	0.75	0.79	0.76		
4th Quarter	0.91	0.88	0.74	0.72		

The closing/sales price of the Corporation's common shares as of the last trading date prior to this report, 13 May 2022, was P0.64 per share. There are no securities to be issued in connection with an acquisition, business combination or other reorganization.

##### Holders

The Corporation has only one class of shares i.e., common shares. The total number of stockholders as of 30 April 2022 is 4,119 and the total number of shares outstanding on that date was 3,054,334,014.

	As of April 30,		
	2022	Dec 2021	Dec 2020
Number of Issued & Outstanding Shares	3,054,334,014	3,054,334,014	3,054,334,014
Number of Stockholder	4,119	4,126	4,131
Number of Shares owning at least one board lot each	3,117	3,124	3,128

The Company's foreign equity ownership as of 30 April 2022 is as follows:

	<u>No. of Shares</u>	<u>% Ownership</u>
Shares owned by Filipino	2,937,484,572	96%

Shares owned by Foreigners	116,849,442	4%
<b>Total</b>	<b>3,054,334,014</b>	<b>100%</b>

### Dividends

The Corporation has not declared dividends since 1996 up to 2021.

### Sales of Unregistered Securities

The Corporation has not sold unregistered or exempt securities within the past three (3) years. Neither has it issued securities within the past three (3) years.

### Top 20 Stockholders

Listed below are the top 20 stockholders of the Corporation as of 30 April 2022:

	<b>Name of Stockholders</b>	<b>Number of Shares</b>	<b>Percent to Total Outstanding Shares</b>
1	PCD NOMINEE CORPORATION (FILIPINO)	2,918,079,740	95.54%
2	PCD NOMINEE CORPORATION (NON-FILIPINO)	116,012,942	3.80%
3	YAZAR CORPORATION	1,402,520	0.05%
4	JOSE M. SARMIENTO	1,305,320	0.04%
5	MA. LUZ S. ROXAS	1,305,320	0.04%
6	MA. VICTORIA M. SARMIENTO	1,305,320	0.04%
7	GLICERIA M. SARMIENTO	690,000	0.02%
8	NELIA CRUZ	527,850	0.02%
9	ROGELIO M. SARMIENTO	290,000	0.01%
10	ANTONIO S. RAAGAS	270,000	0.01%
11	BETINA ANGELINA I. SARMIENTO	228,510	0.01%
12	NORBERTO T. HOFELENA	220,778	0.01%
13	GLADY Y. LAO	215,000	0.01%
14	BERNAD SECURITIES, INC.	203,000	0.01%
15	DANIEL J. ADVINCULA	200,000	0.01%
16	ORLANDO P. CARVAJAL	185,000	0.01%
17	TERESITA Y. SARMIENTO	164,000	0.01%
18	LORENZO S. SARMIENTO	141,134	0.00%
19	BIENVENIDO LIM	140,000	0.00%
20	GEORGE CHUA	111,000	0.00%
	Others	11,336,580	0.37%
<b>Total Shares Issued and Outstanding</b>		<b>3,054,334,014</b>	<b>100.00%</b>

### Description of Shares

The securities of the Corporation consist entirely of common stock with par value of P0.38 per share. All shares are equally eligible to receive dividends and repayment of capital and each share is entitled to one vote at the shareholders' meeting of the Company

## ITEM 6. MANAGEMENT'S DISCUSSION AND ANALYSIS OR PLAN OF OPERATION

### MANAGEMENT'S DISCUSSION AND ANALYSIS

#### *Fiscal Year 2021 compared to Fiscal Year 2020*

Vitarich Corporation (PSE:VITA) reports an all-time revenue record of P9.7 billion, up 23% year-over-year driven by growth in all three business segments.

"2021 not only delivered new revenue records across segments, but also pointed to higher long-term volume growth," said Rocco Sarmiento, President and CEO. "Our strategy to expand our capabilities has been validated by market trends toward rising consumption of meat products and convenience food. This formed the basis of our recent capital investments in the business, and as a result, we have good revenue visibility going into 2022."

Cost of goods increased 21% to P8.9 billion in relation to higher sales volume and prices of raw materials such as wheat, soybean, and corn which rose by an average of 12% compared to the prior year. The cost inflation was due to several factors, including logistics challenges due to COVID-19, reimposed series of quarantine measures in the third quarter, as well as supply disruptions for soybeans in the fourth quarter due to high demand from China, increasing domestic use in the U.S., and lower output from Brazil and Argentina.

Gross profit was P856.3 million, up 50% from a year ago, while operating income more than doubled to P184.0 million.

Operating expenses were maintained at 7% of revenues even as administrative and selling and distribution costs increased to ensure current and future market competitiveness and to support marketing activities for the recently launched *Freshly Frozen* line.

Net income was P89.4 million and earnings per share was P0.029, higher by nearly 10 times from P9.3 million and P0.003 in 2020, respectively.

Capital expenditure totaled P117.7 million, primarily for the construction of a new warehouse in Davao and for additional machinery and equipment in Bulacan, Iloilo, and Davao to meet strong volume demand and to upgrade bagging lines for automation.

#### **Segment Highlights**

- Revenues from the Feeds segment, which accounted for 48% of total sales, were up 14% to P4.7 billion with volumes reaching the highest levels ever for tie-up and commercial customers, such as distributors and direct farms. Sales volume climbed 12% while average selling prices inched up modestly by 3%. Earlier in the fourth quarter, Vitarich Poultry Advantage was launched to address the needs of backyard and general poultry farmers. The new product line attracted an initial user base of over 100 retailers and farms.

Annual feed mill capacity increased 3% to 300,200 MT in 2021 from 290,800 MT in 2020, while production grew 8% to 226,900 MT from 209,700 MT. As of December 31, 2021, utilization rate rose to 76% from 72%.

The Feeds segment produces and markets animal feeds, health and nutritional products, and supplements to various distributors, dealers, and end users nationwide.

- Revenues from the Foods segment, which accounted for 44% of revenues, accelerated by 36% to P4.2 billion due to a 21% increase in sales volume and 12% increase in average selling prices. During the year, the segment further developed *Cook's* portfolio by customizing *Cook's Premium Chicken* products for hotels, restaurants, institutional (HRI) clients that now account for 55% of Foods revenue contribution from 33% a year ago. In addition, it also strengthened the branded retail business through *Cook's Freshly Frozen*, which saw total volume soar by 608%.

Annual dressing plant capacity increased 5% to 79,000 MT in 2021 from 75,500 MT in 2020, while production expanded 21% to 35,700 MT from 29,500 MT. As of end-2021, utilization rate reached 75% from 70%, excluding dressing plant facilities owned by third parties.

The Foods segment sells chicken broilers, either as live or dressed, to HRI customers, supermarkets, and wet markets.

- Revenues from the Farms segment, which accounted for the remaining 8%, registered a 19% increase to P778.0 million. Fair value adjustments on biological assets amounting to P55.1 million was recognized as part of revenues and P78.0 million as part of cost of goods.

The Farms segment is involved in the production of day-old chicks and pullets.

## Outlook

"We continue to execute on the factors we can control, including new products, improved customer satisfaction scores, enhanced processes, and engaged stakeholder relationships.

Looking ahead, we expect revenues to stay robust, but the ongoing challenges will temper the full impact of sales growth on our earnings. Supply chain headwinds will persist and pressure our costs in raw materials and transportation. In view of these elevated input costs, we will continuously reconfigure our purchasing approach and explore new grain and protein sources to reduce dependency on corn, wheat, and soybean meal. We are positive that higher volumes, cost efficiency, and responsible price increases will help us meet our performance objectives while ensuring that our products remain affordable."

PHP millions, except per share data

	2021	2020	Change	2019	Change	4Q 2021	4Q 2020	Change	4Q 2019	Change
Revenues	9,704.28	7,881.92	23%	8,918.47	9%	2,393.96	2,189.76	9%	2,958.85	-19%
Operating income	183.99	79.01	133%	158.58	16%	(78.32)	31.45	-349%	171.59	-146%
Net income	89.44	9.29	863%	128.82	-31%	(91.02)	5.68	-1701%	234.42	-139%
EPS	0.029	0.003	863%	0.042	-31%	(0.030)	0.002	-1701%	0.077	-139%
EBITDA	249.66	222.49	12%	385.53	-35%	(71.03)	58.27	-222%	327.60	-122%

## Fiscal Year 2020 compared to Fiscal Year 2019

Consolidated sale of goods decreased by 9%, from 8.4 billion registered in 2019 to 7.7 billion registered in 2020 mainly because of unfavorable chicken prices in the market brought about by COVID-19 pandemic and spread of African Swine Fever (ASF).

The Company recognized fair value adjustment on biological assets of P199 million in 2020 from P479 million in 2019.

Sale of goods per business segment is as follows:

- **Food Segment:**  
Sale of goods of food segment decreased by 23%, from P4.0 billion registered in 2019 to P3.1 billion in 2020 due to unfavorable selling price of chicken brought about by COVID-19 pandemic since April and towards the end of the year.
- **Feeds Segment:**  
Sale of goods of feeds segment increased by 4%, from P3.9 billion in 2019 to P4.1 billion in 2020, despite the pandemic and ASF, due to strong sales performance of Feeds commercial in Visayas and Mindanao, as well as higher sales from Feeds Tie-up program in Luzon and Mindanao regions.
- **Farms Segment:**  
Sale of goods of farms segment decreased by 2%, from P466 million registered in 2019 to P455 million in 2020 as poultry industry was badly affected by the unfavorable chicken prices in the market due to pandemic.

Cost of goods sold decreased by 8%, from P7.7 billion in 2019 to P7.1 billion in 2020 in relation to lower sales volume and lower raw material cost; and recognized fair value adjustment on biological assets of P184 million in 2020 from P471 million in 2019.

Gross profit for 2020 amounted to P572 million, lower by 20% or P145 million from P717 million in 2019. Decreased gross profit was mainly due to unfavorable selling price of chicken brought about by COVID-19 pandemic and closure of hotel and restaurant institutions (or HRI) accounts.

Operating expenses decreased by 9% from P588 million in 2019 to P537 million in 2020 due to operational efficiency and cost reduction measures that were implemented. Other operating income of P44 million in 2020 was increased by 50% as compared to 2019 primarily due to rendered tolling services.

Other charges which include interest expense decreased by 67%, from P176.6 million in 2019 to P57.8 million in 2020 due to lower tax settlement, interest expense, and provision for impairment losses on receivables. Other income recognized was lower by 97%, from P160.7 million in 2019 to P4.2 million in 2020 because of lower gain on fair value changes of investment properties.

Tax expense increased by 16% from P13.9 million in 2019 to P16.1 million in 2020.

For the year, the Company still posted a Net Income of P9.3 million, despite being adversely affected by the pandemic and spread of African Swine Fever in Luzon. This was lower by P119.5 million or 93% as compared to 2019 of P128.8 million. The first quarter performance has provided ample buffer in the second and third quarter net losses.

#### ***Fiscal Year 2019 compared to Fiscal Year 2018***

Consolidated sale of goods increased by 2% only, from 8.3 billion registered in 2018 to 8.4 billion registered in 2019, mainly because of favorable chicken prices in the market during the second half of the year.

Sale of goods per business segment is as follows:

- **Food Segment:**  
Sale of goods of food segment increased by 5%, from P3.8 billion registered in 2018 to P4.0 billion in 2019 due to favorable selling price of chicken towards the second half of the year.
- **Feeds Segment:**  
Sale of goods of feeds segment amounted to P3.9 billion in 2019 and 2018. Several hog farm customers were also affected by African Swine fever during the last quarter of the year, nevertheless, the Company still able to sustain its sales during the year.
- **Farms Segment:**  
Sale of goods of farms segment decreased by 18%, from P570 million registered in 2018 to P466 million in 2019 as poultry industry was badly affected by the unfavorable chicken prices in the market during the first half of the year.

Cost of goods sold increased by 1%, from P7.6 billion in 2018 to P7.7 billion in 2019 due to higher cost of raw materials and high day-old-chick cost.

Gross profit for 2019 amounted to P717 million, higher by 17% or P106 million from P612 million in 2018. Increased gross profit was mainly due to improved efficiency of poultry and feed operations and favorable chicken prices in the market during the second half of the year.

Operating expenses increased by 1% from P585 million in 2018 to P588 million in 2019 due to higher administrative, selling and distribution expenses. Other operating income of P29 million in 2019 was decreased by 4% as compared to 2018 primarily due to lower rental income.

Other charges increased by 190%, from P76 million in 2018 to P220 million in 2019 due to higher tax settlement, interest expense, provision for impairment losses on receivables and one-time consultancy expense. Other income recognized was higher by 130%, from P89 million in 2018 to P204 million in 2019 because of higher gain on fair value changes of investment properties, gain on reversal of long-outstanding payables and recovery of accounts written-off.

Tax expense increased by 158% from P5.4 million in 2018 to P13.9 million in 2019.

For the year, the Company posted a Net Income of P128.8 million in 2019, P63.7 million or 98% higher than 2018 of P65.2 million.

#### ***Fiscal Year 2018 compared to Fiscal Year 2017***

Consolidated sale of goods increased by 27%, from 6.5 billion registered in 2017 to 8.3 billion registered in 2018, driven by strong performance of all product lines.

Sale of goods per business segment is as follows:



- **Food Segment:**  
Sale of goods of food segment increased by 39%, from P2.8 billion registered in 2017 to P3.8 billion in 2018 due to higher sales volume and better selling prices of chicken, except in the last quarter of the year.
- **Feeds Segment:**  
Sale of goods of feeds segment increased by 16%, from P3.3 billion registered in 2017 to P3.9 billion in 2018 due to expansion of several farm customers.
- **Farms Segment:**  
Sale of goods of farms segment increased by 38%, from P412 million registered in 2017 to P570 million in 2018 due to successful recruitment of additional farm breeding and broiler partners.

Cost of goods sold increased by 32%, from P5.8 billion in 2017 to P7.6 billion in 2018 due to higher cost raw materials and high DOC cost. Better efficiency versus last year, however, during the last quarter of the year, the industry experience oversupply of chicken, resulting to gross profit of P612 million, lower by 15% or P110 million.

Operating expenses increased by 6% from P551 million in 2017 to P585 million in 2018 due to higher administrative, selling and distribution expenses. Other operating income of P35 million in 2018 was decreased by 3% as compared to 2017 primarily due to lower rental income.

Other charges decreased by 84%, from P55million in 2017 to P9.1 million in 2018 because no tax compromise settlement and liquidated damages were recognized this year and due to gain on fair value changes of investment properties.

Tax expense decreased by 82% from P29.1 million in 2017 to P5.4 million in 2018.

With the above, the Company posted a Net Income of P65.2 million in 2018, P122.4 million in 2017 which is lower by 47% or P57.2 million.

### **Financial Condition**

#### ***As at 31 March 2022***

Vitarich Corporation revenues continued to reach new highs, surpassing the P2 billion mark, an unprecedented achievement in the context of global market challenges that impacted on our business. Revenues reached P2.6 billion, an increase of 19% as compared to P2.2 billion in 1Q 2021.

Cost of goods increased 30% to P2.4 billion in relation to higher sales volume and prices of raw materials such as wheat, soybean, and corn which rose by an average of 29% compared to the prior year. As a result, margins came in softer-than-expected.

Gross profit was P241.8 million, lower by 35% from a year ago, while operating income stood at P74.2 million, down from P246.8 million in 1Q 2021.

Operating expenses were at 7% of revenues, up by 31% as compared to same period of last year largely because of significantly higher fuel cost.

Net income was P40.8 million with earnings per share of P0.013.

“While we are pleased with our top-line development particularly volume growth, we remain focused and committed to achieving our profitability goals. We have several initiatives underway for further cost efficiencies and strategic projects, in the near and long term, to significantly improve our return to shareholders.”

### **Segment Highlights**

The Feeds segment, which accounted for 41% of total revenues, was up 14% over three months to P1.1 billion. The business enjoyed higher volumes of 2% for commercial and tie-up customers combined and increase in average selling price by 12%. The decrease in gross margin was due to continuous appreciation of raw material prices. The Feeds segment produces and markets animal feeds, health and nutritional products and supplements to various distributors, dealers, and end users nationwide.

The Foods segment, which accounted for 54% of total revenues, registered a 54% increase to P1.4 billion. The business benefitted from a 63%% increase in volume despite of higher raw material cost. The Food segment sells chicken broilers to HRI customers, supermarkets, and wet markets.

The Farms segment, which accounted for the remaining 5% of revenues, went down by 64% as compared to same period of last year. Fair value adjustments on biological assets amounting to P16 million was recognized as part of revenues and P41.9 million as part of cost of goods.

PHP millions, except per share data

	<b>3M 2022</b>	<b>3M 2021</b>	<b>Change</b>	<b>3M 2020</b>	<b>Change</b>
Revenues	2,617.3	2,207.1	19%	2,337.9	12%
Operating income	74.2	246.8	-70%	150.7	-51%
Net income	40.8	186.5	-78%	93.1	-56%
EPS	0.013	0.061	-79%	0.030	-57%
EBITDA	90.9	272.2	-67%	155.4	-41%

### ***As at 31 December 2021***

The Company's consolidated total assets as of December 31, 2021 was at P4.1 billion, higher than December 31, 2020 of P3.7 billion. Total current assets increased from P1.7 billion as of December 31, 2020 to P2.1 billion as of December 31, 2021, up by 21% because of higher cash, receivables, inventories, and other current assets.

Noncurrent assets were at par from a year ago at P2.0 billion as of December 31, 2021.

Current liabilities increased by 17% from P1.8 billion as of December 31, 2020 to P2.1 billion as of December 31, 2021, mainly due to increase in short-term loans payable and trade payables related to higher production volume requirements and higher prices of raw materials.

Noncurrent liabilities slightly increased by 1% from P396.2 million as of December 31, 2020 to P401.2 million as of December 31, 2021, mainly due to increase in retirement liability.

Stockholders' equity was at P1.6 billion as of December 31, 2021, up by 6% than December 31, 2020 restated amount of P1.5 billion.

### **December 2021 vs. December 2020**

**The Corporation's top five (5) key performance indicators are described as follows:**

	<b>2021</b>	<b>2020</b>
Revenue (Php Million):		
Sale of goods	9,649	7,682
Fair value adjustment on biological assets	55	199
Cost Contribution (Php Million):		
Cost of goods sold	8,770	7,126
Fair value adjustment on biological assets	78	184
Gross Profit Rate (%)	9%	7%
Operating Margin (Php Million)	184	79

#### **1) Sales Volume, Price, and Revenue Growth**

Consolidated revenue composed of feeds, day old chicks, chicken and animal health products sales including fair value adjustment on biological assets, amounted to P9.7 billion, 23% higher than last year of P7.9 billion, mainly because of increased sales volume and higher selling price of chicken in the market particularly during the 1<sup>st</sup> half of the year.

#### **2) Cost Contribution**

This measures the cost efficiency of the products and trend of raw materials prices, particularly importations wherein there are foreign exchange exposures. Costs are analyzed on a regular basis for management's better strategic decisions in cost reduction and efficiency measures.

#### **3) Gross Profit Rate**

The review is done on a regular basis to check if the targets are being met based on the forecasted gross profit rate. This is being done on a regular basis for proper and immediate action.

#### **4) Operating Margin**

Operating margin is the result after operating expenses are deducted. Review of operating expenses is performed on a regular basis. These are being analyzed and compared against budget, last month and previous years, to ensure that cost reduction measures are being met and implemented.

#### **5) Plant Capacity Utilization**

This determines total usage of the plant capacity. The higher the plant utilization, the better the productivity, which translates to better margin.

There are no material off-balance sheet transactions, arrangements, obligations (including contingent obligations), and other relationships of the company with unconsolidated entities or other persons created during the reporting period.

There are no material commitments for capital expenditures.

There are no significant elements of income or loss arising from continuing operations.

There is no known trend, or any demand, commitments, event or uncertainty that will result in or that are reasonably likely to result to Corporation's liquidity increasing or decreasing in any material way.

There are no events that will trigger direct or contingent financial obligation that is material to the Corporation, including any default or acceleration of an obligation.

### ***March 2022 vs. March 2021***

**The Corporation's top four (4) key performance indicators are described as follows:**

	Unaudited March 2022	Unaudited March 2021
Revenue (₱ million)		
Sale of goods	₱2,601	₱2,003
Fair value adjustment on biological assets	16	204
Cost Contribution (₱ million)		
Cost of goods sold	2,334	1,648
Fair value adjustment on biological assets	42	184
Gross Profit Rate (%)	9%	17%
Operating Income (₱ million)	74	247

#### **1) Sales Volume, Price, and Revenue Growth**

Consolidated revenue composed of feeds, day old chicks, chicken, and animal health products sales amounted to ₱2,601 million for the three months period ended March 31,2022, which is higher from the same period of last year by ₱598 million, mainly because of increased sales volume and feeds selling price. Fair value adjustments on biological assets are ₱16 million as at March 31, 2022.

#### **2) Cost Contribution**

This measures the cost efficiency of the products and trend of raw materials prices, particularly importations wherein there are foreign exchange exposures. Costs are analyzed on a regular basis for management's better strategic decision in cost reduction and efficiency measures.

### 3) Gross Profit Rate

The review is done on a regular basis to check if the targets are being met based on the forecasted gross profit rate. This is being done on a regular basis for proper and immediate action.

### 4) Operating Margin

This is the result after operating expenses are deducted. Review of operating expenses is performed on a regular basis. These are being analyzed and compared against budget, last month and previous years, to ensure that cost reduction measures are being met and implemented.

## **ITEM 7. FINANCIAL STATEMENTS**

The Consolidated Audited Financial Statement of the Corporation for the year-ended 31 December 2021, including the applicable schedules listed in the accompanying index to financial statements and supplementary schedules, the 2021 Audited Financial Statements of the Parent Company are filed as part of the Corporation's SEC Form 17-A regarding its 2021 Annual Report. Attached and made an integral part of this SEC Form 20-IS is a copy of the SEC Form 17-A for the year 2021 and its attachments. Attached likewise is a copy of the Corporation's SEC Form 17-Q for the 1<sup>st</sup> quarter of 2022.

## **PART IV – EXHIBITS AND SCHEDULES**

### **EXHIBITS AND REPORTS ON SEC FORM 17-C**

(a) Exhibits: The exhibits, as indicated in the Index to Exhibits are either not applicable to the Corporation or require no answer.

(b) Reports on SEC Form 17-C: The following are the items reported under SEC Form 17-C:

Date of Report	REMARKS
April 12, 2021	Approval of 2020 Audited Financial Statement
April 16, 2021	Notice of Annual General Meeting 2021
April 29, 2021	Resignation of Directors (Mr. Levi F. Diestro and Mr. Rogelio M. Sarmiento)
May 17, 2021	Appointment of Mr. Rogelio M. Sarmento as Chairman Emeritus
May 17, 2021	Press Release: Vitarich: Ready for 2021
May 27, 2021	List of Stockholders entitled to vote as of record date May 25, 2021
June 25, 2021	Results of 2021 Annual General Meeting and Organizational Meeting of the Board of Directors
July 29, 2021	Death of Director Jose M. Sarmiento
August 16, 2021	Press Release: Vitarich reports Highest ever Net Income of P276.9 million for First Half of 2021
August 20, 2021	Appointment of Onward IR as Investor Relations Consultant and Creation of a Disclosure Committee and Market Disclosure and Communication
October 15, 2021	Election of Mr. Rogelio M. Sarmiento as Director
October 19, 2021	Appointment of Mr. Andrew B. Bunggo as EVP and Chief Finance Officer
October 21, 2021	Resignation of Mr. Andrew B. Bunggo as EVP and Chief Finance Officer
October 27, 2021	Approval of Memorandum of Understanding of Vitarich Corp. and Luzon Agriventures Inc.
November 12, 2021	Received ECC Amendment Certificate
November 15, 2021	Press Release: Vitarich sets New Nine-month Revenue record
December 3, 2021	Appointment of Ms. Melise Arnaldo as EVP and Chief Finance Officer
December 16, 2021	Press Release: Acquisition of Barbatos Ventures Corporation
December 16, 2021	Acquisition of Barbatos Ventures Corporation
January 27, 2022	Press Release: Power Supply Agreement with Corenergy
February 2, 2022	Appointment of Ms. Elaine Nantes as VP & QA/R&D Foods Technical Director
April 6, 2022	Appointment of Ms. Carmencita S. Policarpio as Vice President and General Manager
April 7, 2022	Press Release: Vitarich Statement on Reports of Avian Flu in the Philippines
April 8, 2022	Press Release: Vitarich Named a Leader in Supply Chain Community
April 13, 2022	Press Release: Vitarich Hits Record High Revenues of P9.7 billion in 2021
April 21, 2022	Notice of Annual General Meeting 2022

## PART V – CORPORATE GOVERNANCE

The Company complies and adheres to its Amended Manual on Corporate Governance. The Board of Directors and the management, from time to time, make the necessary amendments to its policies and strategies to ensure business continuity while employing the best practices in corporate governance. The members of the Board of Directors disclose any potential or actual conflict of interest they may have in a transaction presented for approval of the Board. They likewise inhibit from the discussions and voting of the said transaction. The Company continues to improve its corporate governance practices. The Company approved on December 16, 2021 its Whistleblowing Policy, which effectively amended and improved its then Whistleblowing Policy.

In addition, the following shows the attendance of the directors in the Annual General Meeting of the stockholders on June 25, 2021 at 2:00 pm and during the regular and/or special meeting of the Board of Directors from June 25, 2021 up to 24 May 2022:

Date of Meeting	Type of Meeting	Directors Present	Directors Absent
June 25, 2021	Organizational	Complete:  Jose Vicente C. Bengzon, III Ricardo Manuel M. Sarmiento Stephanie Nicole S. Garcia Jose M. Sarmiento Juan Arturo Iluminado C.	None

		De Castro Benjamin I. Sarmiento, Jr. Lorenzo Vito M. Sarmiento, III Manuel D. Escueta (Independent Director) Vicente Julian A. Sarza (Independent Director)	
July 21, 2021	Regular	Complete:  Jose Vicente C. Bengzon, III Ricardo Manuel M. Sarmiento Stephanie Nicole S. Garcia Jose M. Sarmiento Juan Arturo Iluminado C. De Castro Benjamin I. Sarmiento, Jr. Lorenzo Vito M. Sarmiento, III Manuel D. Escueta (Independent Director) Vicente Julian A. Sarza (Independent Director)	None
August 13, 2021	Special	Jose Vicente C. Bengzon, III Ricardo Manuel M. Sarmiento Stephanie Nicole S. Garcia Juan Arturo Iluminado C. De Castro Benjamin I. Sarmiento, Jr. Lorenzo Vito M. Sarmiento, III Manuel D. Escueta (Independent Director) Vicente Julian A. Sarza (Independent Director)	None  Note: A vacancy was created due to Director Jose M. Sarmiento's demise
August 20, 2021	Regular	Jose Vicente C. Bengzon, III Ricardo Manuel M. Sarmiento Stephanie Nicole S. Garcia Juan Arturo Iluminado C. De Castro Benjamin I. Sarmiento, Jr.	None  Note: A vacancy was created due to Director Jose M. Sarmiento's demise

		Lorenzo Vito M. Sarmiento, III Manuel D. Escueta (Independent Director) Vicente Julian A. Sarza (Independent Director)	
September 17, 2021	Regular	Jose Vicente C. Bengzon, III Ricardo Manuel M. Sarmiento Stephanie Nicole S. Garcia Juan Arturo Iluminado C. De Castro Benjamin I. Sarmiento, Jr. Lorenzo Vito M. Sarmiento, III Manuel D. Escueta (Independent Director) Vicente Julian A. Sarza (Independent Director)	None  Note: A vacancy was created due to Director Jose M. Sarmiento's demise
October 15, 2021	Regular	Jose Vicente C. Bengzon, III Ricardo Manuel M. Sarmiento Stephanie Nicole S. Garcia Juan Arturo Iluminado C. De Castro Benjamin I. Sarmiento, Jr. Lorenzo Vito M. Sarmiento, III Manuel D. Escueta (Independent Director) Vicente Julian A. Sarza (Independent Director)	None  Note: Director Rogelio M. Sarmiento was elected to fill in vacancy
October 27, 2021	Special	Complete:  Jose Vicente C. Bengzon, III Rogelio M. Sarmiento Ricardo Manuel M. Sarmiento Stephanie Nicole S. Garcia Juan Arturo Iluminado C. De Castro Benjamin I. Sarmiento, Jr. Lorenzo Vito M. Sarmiento, III	None



		Manuel D. Escueta (Independent Director) Vicente Julian A. Sarza (Independent Director)	
November 8, 2021	Special	Complete:  Jose Vicente C. Bengzon, III Rogelio M. Sarmiento Ricardo Manuel M. Sarmiento Stephanie Nicole S. Garcia Juan Arturo Iluminado C. De Castro Benjamin I. Sarmiento, Jr. Lorenzo Vito M. Sarmiento, III Manuel D. Escueta (Independent Director) Vicente Julian A. Sarza (Independent Director)	None
November 19, 2021	Regular	Jose Vicente C. Bengzon, III Ricardo Manuel M. Sarmiento Stephanie Nicole S. Garcia Juan Arturo Iluminado C. De Castro Benjamin I. Sarmiento, Jr. Lorenzo Vito M. Sarmiento, III Manuel D. Escueta (Independent Director) Vicente Julian A. Sarza (Independent Director)	Rogelio M. Sarmiento
December 3, 2021	Special	Jose Vicente C. Bengzon, III Ricardo Manuel M. Sarmiento Stephanie Nicole S. Garcia Juan Arturo Iluminado C. De Castro Benjamin I. Sarmiento, Jr. Lorenzo Vito M. Sarmiento, III Manuel D. Escueta (Independent Director)	Rogelio M. Sarmiento

		Vicente Julian A. Sarza (Independent Director)	
December 16, 2021	Regular	Complete:  Jose Vicente C. Bengzon, III Rogelio M. Sarmiento Ricardo Manuel M. Sarmiento Stephanie Nicole S. Garcia Juan Arturo Iluminado C. De Castro Benjamin I. Sarmiento, Jr. Lorenzo Vito M. Sarmiento, III Manuel D. Escueta (Independent Director) Vicente Julian A. Sarza (Independent Director)	None
January 18, 2022	Regular	Complete:  Jose Vicente C. Bengzon, III Rogelio M. Sarmiento Ricardo Manuel M. Sarmiento Stephanie Nicole S. Garcia Juan Arturo Iluminado C. De Castro Benjamin I. Sarmiento, Jr. Lorenzo Vito M. Sarmiento, III Manuel D. Escueta (Independent Director) Vicente Julian A. Sarza (Independent Director)	None
February 16, 2022	Regular	Complete:  Jose Vicente C. Bengzon, III Rogelio M. Sarmiento Ricardo Manuel M. Sarmiento Stephanie Nicole S. Garcia Juan Arturo Iluminado C. De Castro Benjamin I. Sarmiento, Jr.	None

		Lorenzo Vito M. Sarmiento, III Manuel D. Escueta (Independent Director) Vicente Julian A. Sarza (Independent Director)	
March 17, 2021	Regular	Complete:  Jose Vicente C. Bengzon, III Rogelio M. Sarmiento Ricardo Manuel M. Sarmiento Stephanie Nicole S. Garcia Juan Arturo Iluminado C. De Castro Benjamin I. Sarmiento, Jr. Lorenzo Vito M. Sarmiento, III Manuel D. Escueta (Independent Director) Vicente Julian A. Sarza (Independent Director)	None
April 12, 2021	Special	Complete:  Jose Vicente C. Bengzon, III Rogelio M. Sarmiento Ricardo Manuel M. Sarmiento Stephanie Nicole S. Garcia Juan Arturo Iluminado C. De Castro Benjamin I. Sarmiento, Jr. Lorenzo Vito M. Sarmiento, III Manuel D. Escueta (Independent Director) Vicente Julian A. Sarza (Independent Director)	None
April 21, 2022	Regular	Jose Vicente C. Bengzon, III Ricardo Manuel M. Sarmiento Stephanie Nicole S. Garcia Juan Arturo Iluminado C. De Castro	Rogelio M. Sarmiento

		Benjamin I. Sarmiento, Jr. Lorenzo Vito M. Sarmiento, III Manuel D. Escueta (Independent Director) Vicente Julian A. Sarza (Independent Director)	
May 11, 2022	Special	Rogelio M. Sarmiento Ricardo Manuel M. Sarmiento Stephanie Nicole S. Garcia Juan Arturo Iluminado C. De Castro Benjamin I. Sarmiento, Jr. Lorenzo Vito M. Sarmiento, III Manuel D. Escueta (Independent Director) Vicente Julian A. Sarza (Independent Director)	Jose Vicente C. Bengzon, III
May 24, 2022	Regular	Complete:  Jose Vicente C. Bengzon, III Rogelio M. Sarmiento Ricardo Manuel M. Sarmiento Stephanie Nicole S. Garcia Juan Arturo Iluminado C. De Castro Benjamin I. Sarmiento, Jr. Lorenzo Vito M. Sarmiento, III Manuel D. Escueta (Independent Director) Vicente Julian A. Sarza (Independent Director)	None

On the other hand, the following shows the attendance of the directors to the meetings of the Board Committees since the establishment of the said committees on June 25, 2021 up to May 24, 2022:

Date of Meeting	Type of Meeting	Directors Present	Directors Absent
July 21, 2021	Audit, Risk Oversight and Related Party Transactions	Complete:	None

	Committee	<p>Jose Vicente C. Bengzon, III  Juan Arturo Iluminado C. De Castro  Benjamin I. Sarmiento, Jr.  Manuel D. Escueta (Independent Director)  Vicente Julian A. Sarza (Independent Director)</p>	
August 13, 2021	Audit, Risk Oversight and Related Party Transactions Committee	<p>Complete:</p> <p>Jose Vicente C. Bengzon, III  Juan Arturo Iluminado C. De Castro  Benjamin I. Sarmiento, Jr.  Manuel D. Escueta (Independent Director)  Vicente Julian A. Sarza (Independent Director)</p>	None
September 10, 2021	Nominations, Remunerations and Corporate Governance Committee	<p>Complete:</p> <p>Jose Vicente C. Bengzon, III  Manuel D. Escueta (Independent Director)  Vicente Julian A. Sarza (Independent Director)  Ricardo Manuel M. Sarmiento  Stephanie Nicole S. Garcia</p>	Done
October 18, 2021	Audit, Risk Oversight and Related Party Transactions Committee	<p>Complete:</p> <p>Jose Vicente C. Bengzon, III  Juan Arturo</p>	<p>None</p> <p>Note: A vacancy was created due to Director Jose M. Sarmiento's demise</p>

		Iluminado C. De Castro Benjamin I. Sarmiento, Jr. Manuel D. Escueta (Independent Director) Vicente Julian A. Sarza (Independent Director)	
November 8, 2021	Audit, Risk Oversight and Related Party Transactions Committee	Complete:  Jose Vicente C. Bengzon, III Juan Arturo Iluminado C. De Castro Benjamin I. Sarmiento, Jr. Manuel D. Escueta (Independent Director) Vicente Julian A. Sarza (Independent Director)	
November 10, 2021	Nominations, Remunerations and Corporate Governance Committee	Complete:  Jose Vicente C. Bengzon, III Manuel D. Escueta (Independent Director) Vicente Julian A. Sarza (Independent Director) Ricardo Manuel M. Sarmiento Stephanie Nicole S. Garcia	None
January 18, 2022	Audit, Risk Oversight and Related Party Transactions Committee	Complete:  Jose Vicente C. Bengzon, III Juan Arturo Iluminado C. De Castro Benjamin I.	

		Sarmiento, Jr. Manuel D. Escueta (Independent Director) Vicente Julian A. Sarza (Independent Director)	
February 28, 2022	Audit, Risk Oversight and Related Party Transactions Committee	Complete:  Jose Vicente C. Bengzon, III Juan Arturo Iluminado C. De Castro Benjamin I. Sarmiento, Jr. Manuel D. Escueta (Independent Director) Vicente Julian A. Sarza (Independent Director)	
March 17, 2022	Audit, Risk Oversight and Related Party Transactions Committee	Complete:  Jose Vicente C. Bengzon, III Juan Arturo Iluminado C. De Castro Benjamin I. Sarmiento, Jr. Manuel D. Escueta (Independent Director) Vicente Julian A. Sarza (Independent Director)	
April 4, 2022	Audit, Risk Oversight and Related Party Transactions Committee	Complete:  Jose Vicente C. Bengzon, III Juan Arturo Iluminado C. De Castro Benjamin I. Sarmiento, Jr. Manuel D. Escueta	

		(Independent Director) Vicente Julian A. Sarza (Independent Director)	
April 8, 2022	Audit, Risk Oversight and Related Party Transactions Committee	Complete:  Jose Vicente C. Bengzon, III Juan Arturo Iluminado C. De Castro Benjamin I. Sarmiento, Jr. Manuel D. Escueta (Independent Director) Vicente Julian A. Sarza (Independent Director)	
May 11, 2022	Audit, Risk Oversight and Related Party Transactions Committee	Complete:  Jose Vicente C. Bengzon, III Juan Arturo Iluminado C. De Castro Benjamin I. Sarmiento, Jr. Manuel D. Escueta (Independent Director) Vicente Julian A. Sarza (Independent Director)	
April 8, 2022	Nominations, Remunerations and Corporate Governance Committee	Complete:  Jose Vicente C. Bengzon, III Manuel D. Escueta (Independent Director) Vicente Julian A. Sarza (Independent Director) Ricardo Manuel M. Sarmiento	None



		Stephanie Nicole S. Garcia	
April 21, 2022	Nominations, Remunerations and Corporate Governance Committee	Complete:  Jose Vicente C. Bengzon, III Manuel D. Escueta (Independent Director) Vicente Julian A. Sarza (Independent Director) Ricardo Manuel M. Sarmiento Stephanie Nicole S. Garcia	None
May 11, 2022	Nominations, Remunerations and Corporate Governance Committee	Manuel D. Escueta (Independent Director) Vicente Julian A. Sarza (Independent Director) Ricardo Manuel M. Sarmiento Stephanie Nicole S. Garcia	Jose Vicente C. Bengzon, III

As part of the directors' continuing training and/or education, they attended the ESG Briefing on 01 September 2021. While there was no formal appraisal and/or performance assessment done yet, the directors assess their performance based on their attendance and participation in the discussions during the meetings as well as their expertise and background.

# **ANNEX A**

CERTIFICATION  
OF

INDEPENDENT  
DIRECTOR -

VICENTE JULIAN  
A. SARZA

## CERTIFICATION OF INDEPENDENT DIRECTOR

I, **VICENTE JULIAN A. SARZA**, Filipino, of legal age and a resident of **164 Champaca St., Tahanan Village, Parañaque, Metro Manila**, after having been duly sworn to in accordance with law do hereby declare that:

1. I am a nominee for independent director of **Vitarich Corporation** and have been its independent director since **2016**.
2. I am affiliated with the following companies or organizations:


Company/Organization	Position/Relationship	Period of Service
HC Consumer Finance Phils Inc (Home Credit)	Independent Director	November 2021 - present
AIB Money Market Mutual Fund Inc.	Independent Director	July 2021 - present
Radiowealth Finance Corp.	Consultant	January 2021 - present
Mabuhay Capital Corp.	Senior Advisor	January 1, 2021 - present

3. I possess all the qualifications and none of the disqualifications to serve as an independent director of **Vitarich Corporation**, as provided for in Section 38 of the Securities Regulation Code and its Implementing Rules and Regulations and other SEC issuances.
4. I am not related to any of the directors/officers/substantial shareholders of Vitarich Corporation and its subsidiaries and affiliates, other than the relationship provided under Rule38.2.3 of the Securities Regulation Code.
5. To the best of my knowledge, I am not the subject of any pending criminal or administrative investigation or proceeding.
6. (For those in government service/affiliated with a government agency or GOCC) I have the required written permission or consent from the (head of the agency/department) to be an independent director in pursuant to Office of the President Memorandum Circular No. 17 and Section 12, Rule XVIII of the Revised Civil Service Rules.
7. I shall faithfully and diligently comply with my duties and responsibilities as independent director under the Securities Regulation Code and its Implementing Rules and Regulations, Code of Corporate Governance and other SEC issuances.
8. I shall inform the corporate secretary of **Vitarich Corporation** of any changes in the abovementioned information within five days from its occurrence.

  
**VICENTE JULIAN A. SARZA**  
Affiant

SUBSCRIBED AND SWORN to before me this MAY 12 2022 day of 2022, at MARILAO, BULACAN, affiant personally appeared before me and exhibited to me his Passport ID No. P3061244B valid until November 25, 2029.

Doc. No. 175 ;  
Page No. 36 ;  
Book No. 9 ;  
Series of 2022.



*Nenita Octulazon*  
ATTY NENITA OCTULAZON  
NOTARY PUBLIC  
PNC-48-MB-2020 UNTIL DEC. 31, 2022  
SANDICO ST., POBLACION 1, MARILAO, BULACAN  
IBP LIFE NO. 581042/BULACAN/5/19/2003  
PTR NO. 1000488 MARILAO, BULACAN 1/11/22  
TIN NO. 170-807-884-000  
ATTORNEY ROLL NO. 47194  
MCLE EXEMPTION NO VII-ACAD003959 UNTIL 04/14/2025  
REISSUED ON APRIL 8, 2022

# **ANNEX B**

CERTIFICATION  
OF  
INDEPENDENT  
DIRECTOR -  
PIERRE CARLO  
C. CURAY

## CERTIFICATION OF INDEPENDENT DIRECTOR

I, **PIERRE CARLO CURAY**, Filipino, of legal age and a resident of 20 Canton St., BF Homes, Parañaque City, Metro Manila, after having been duly sworn to in accordance with law declare that:

1. I am a nominee for independent director of **Vitarich Corporation**.
2. I am affiliated with the following companies or organizations:

COMPANY/ORGANIZATION	POSITION/RELATIONSHIP	PERIOD OF SERVICE
InsightSCS Corporation	CEO & Co-Founder	March 2019 – present
XVC Logistics Inc.	VP Strategic Solutions/Director	October 2006 – present
Supply Chain Management Association of the Philippines	President	January 2020 – present
Philippine Chamber of Commerce and Industry (PCCI)	Co-Chair for Supply Chain Management of the Committee on Transport and Logistics	February 2022 – present
University of the Philippines Public Administration and Extension Services Foundation, Inc. (UPPAF)	Technical Consultant for the Regulatory Reform Support Program for National Development	March 2020 – present
Association of Southeast Nation (ASEAN)	Pioneer Mentor of ASEAN Mentorship for Entrepreneurs Network (AMEN)	November 2017 – present
Philippine Center for Entrepreneurship	Mentor for Department of Trade and Industry (DTI) and Department of Agriculture (DA) at GoNegosyo	June 2016 – present

3. I possess all the qualifications and none of the disqualifications to serve as an Independent Director of **Vitarich Corporation**, as provided for in Section 38 of the Securities Regulation Code, its Implementing Rules and Regulations and other SEC issuances.
4. I am not related to any director/officer/substantial shareholder of **Vitarich Corporation** and its subsidiaries and affiliates.
5. To the best of my knowledge, I am not the subject of any pending criminal or administrative investigation or proceeding.
6. I shall faithfully and diligently comply with my duties and responsibilities as independent director under the Securities Regulation Code and its Implementing Rules and Regulations, Code of Corporate Governance and other SEC issuances.
7. I shall inform the Corporate Secretary of **Vitarich Corporation** of any changes in the abovementioned information within five days from its occurrence.

Done, this 20 day of May 2022 at 2022 at PARAÑAQUE CITY

~~MARILAO, BULACAN~~

~~PIERRE CARLO CURAY~~  
Affiant

SUBSCRIBED AND SWORN to before me this MAY 3 day of May 2022 at MARILAO, BULACAN, affiant personally appeared before me and exhibited to me his Driver's License No. NO3-96-206599, valid until 14 June 2022.

Doc. No. 284 ;  
Page No. 58 ;  
Book No. 10 ;  
Series of 2022.



*Wenita B. Tayanon*  
ATTY. WENITA B. TAYANON  
NOTARY PUBLIC  
PNC-48-MB 2020 UNTIL DEC. 31, 2027  
SANDICO ST., POBLACION 1, MARILAO, BULACAN  
IBP LIFE NO. 5-104290-BULACAN-5170003  
PTR NO. 1000000 MARILAO, BULACAN 11 22  
TIN NO. 170-807-664-000  
ATTORNEY ROL NO. 193  
MCLE EXEMPTION NO. VII-ACAD-002, 1 UNTIL 04/14/2025  
REISSUED ON APRIL 8, 2022

# **ANNEX C**

2021

Consolidated AFS  
with SMR and  
Parent AFS and  
Sustainability  
Report



# COVER SHEET

2	1	1	3	4				
---	---	---	---	---	--	--	--	--

S.E.C. Registration Number

[illegible]

( Company's Full Name )

M	A	R	I	L	A	O	-	S	A	N		J	O	S	E		R	O	A	D	,		S	T	A	.			
R	O	S	A		I	,		M	A	R	I	L	A	O	,		B	U	L	A	C	A	N						

( Business Address: No. Street City / Town / Province )

**Atty. Mary Christine Dabu-Pepito**  
Contact Person

**(+632) 8843-30-33**  
Company Telephone Number

The diagram illustrates the structure of the Form ID, which is composed of five parts:

- Month:** 1 digit (represented by a box with '1')
- Day:** 2 digits (represented by a box with '2' and a box with '3')
- Fiscal Year:** 2 digits (represented by a box with '1' and a box with '2')
- Form Type:** 4 digits (represented by a box with '1', a box with '7', a box with 'A', and a box with '1')
- Last Friday of June:** 2 digits (represented by a box with '0' and a box with '6')

Dept. Requiring this Doc.	Secondary License Type. If Applicable	Amended Articles Number / Section

The diagram illustrates the relationship between the total number of stockholders and the total amount of borrowings. It consists of three rectangular boxes arranged horizontally. The first box on the left is labeled "Total No. of Stockholders". The second box in the middle is labeled "Domestic". The third box on the right is labeled "Foreign". Above the "Domestic" and "Foreign" boxes, the text "Total Amount of Borrowings" is centered, indicating that these two boxes together represent the total borrowings.

To be accomplished by SEC Personnel concerned

--	--	--	--	--	--	--	--	--	--

File Number

Document I. D. \_\_\_\_\_

---

LCU

---

Cashier

STAMPS

SECURITIES AND EXCHANGE COMMISSION

SEC FORM 17-A

ANNUAL REPORT PURSUANT TO SECTION 17 OF THE SECURITIES REGULATION CODE AND  
SECTION 141 OF CORPORATION CODE OF THE PHILIPPINES

1. For the fiscal year ended **December 31, 2021**
2. SEC identification Number **21134**
3. BIR Tax Identification No. **000-234-398**
4. **VITARICH CORPORATION**  
Exact name of issuer as specified in its charter
5. **BULACAN**  
Province, country or other jurisdiction of incorporation or organization
6. **POULTRY AND LIVESTOCK**   
Industry Classification Code: (SEC Use Only)
7. **MARILAO-SAN JOSE ROAD, STA. ROSA I, MARILAO, BULACAN** **3019**  
Address of issuer's principal office Postal Code
8. **(+632) 8843-3033**  
Registrant's telephone number, including area code
9. **N/A**  
Former name, former address and former fiscal year, if changed since last report
10. Securities registered pursuant to Sections 4 and 8 of the RSA  

Title of each Class	Number of shares of common stock outstanding and amount of debt outstanding
<b><u>Common Stock</u></b>	<b><u>3,054,334,014</u></b>

11. Are any or all of the securities listed on a Stock Exchange?

Yes [☒] No [☐)

If yes, state the name of such Stock Exchange and the class/es of securities listed therein:

**Philippine Stock Exchange, Inc.**

**Common**

12. Indicate by check mark whether the registrant:

(a) Has filed all reports required to be filed by Section 17 of the Code and SRC Rule 17 thereunder or Sections 11 of the RSA and RSA Rule 11(a)-1 thereunder, and Sections 26 and 141 of the Corporation Code of the Philippines, during the preceding twelve (12) months (or for such shorter period the registrant was required to file such reports)

Yes [☒] No [☐)

(b) Has been subject to such filing requirements for the past ninety (90) days.

Yes [☐] No [☒)

13. The aggregate market value of the voting stock by non-affiliates of the registrant total to P651,942,977.84 as of March 31, 2021.

**APPLICABLE ONLY TO ISSUERS INVOLVED IN INSOLVENCY SUSPENSION OF PAYMENTS  
PROCEEDINGS DURING THE PRECEDING FIVE YEARS**

14. Check whether the issuer has filed all documents and reports required to be filed by Section 17 of the Code subsequent to the distribution of securities under a plan confirmed by a court or the Commission.

Yes ☐ No ☒

15. If any of the following documents are incorporated by reference, briefly describe them and identify the part of SEC Form 17-A into which the document is incorporated

(a) Any annual report to security holders

-

(b) Any information statement filed pursuant to SRC Rule 20

-

(c) Any prospectus filed pursuant to SRC Rule 8.1

-

# VITARICH CORPORATION

## TABLE OF CONTENTS

	<u>Page No.</u>
<b>PART I- BUSINESS AND GENERAL INFORMATION</b>	
Item 1. Business	1
Item 2. Properties	8
Item 3. Legal Proceedings	9
Item 4. Submission of Matters to a Vote of Security Holders	9
<b>PART II- OPERATIONAL AND FINANCIAL INFORMATION</b>	
Item 5. Market Price and Dividends on Registrant's Common Equity and related Stockholders Matters	9
Item 6. Management Discussion and Analysis or Plan of Operation	11
Item 7. Financial Statements	16
Item 8. Information of Independent Accountant and other related matters	16
<b>PART III- CONTROL AND COMPENSATION INFORMATION</b>	
Item 9. Directors and Executive Officers	17
Item 10. Executive Compensation	24
Item 11. Security of Ownership of Certain Beneficial Owners and Management	25
Item 12. Related Party Transactions	26
<b>PART IV- EXHIBITS AND SCHEDULES</b>	
Item 13. Corporate Governance	27
Item 14. a. Exhibits	28
b. Report on SEC Form 17-C	28

SIGNATURES

Statement of Management's Responsibility for Financial Statements

CONSOLIDATED FINANCIAL STATEMENTS

FINANCIAL STATEMENTS AND SUPPLEMENT SCHEDULES

SEPARATE FINANCIAL STATEMENTS

FINANCIAL STATEMENTS AND SUPPLEMENT SCHEDULES

SUSTAINABILITY REPORT

## PART I – BUSINESS AND GENERAL INFORMATION

### Item 1. BUSINESS

#### HISTORY

Vitarich Corporation (“Corporation” or “Vitarich” or “Company”) was incorporated and organized in 1962.

The brothers, Feliciano, Lorenzo and Pablo Sarmiento, established the forerunner of Vitarich in 1950, when they founded Philippine American Milling Co. Inc. (“PAMCO”). PAMCO eventually moved from its original location to a more modern feed plant in Marilao, Bulacan. This move marked the beginning of Vitarich’s fully integrated operations and the trade name “Vitarich” was subsequently adopted.

In 1962, after PAMCO acquired additional machinery and equipment to increase capacity, the Corporation was registered with the Securities and Exchange Commission (“SEC”) under the name “Vitarich Feedmill, Inc.” The Corporation entered the poultry business and built an experimental poultry farm. In the years that followed, the Corporation entered into agreements with U.S. companies Cobb International and Babcock Poultry Farms for the exclusive franchise and distributorship of Cobb broiler and Babcock layer breeds, respectively, in the Philippines.

By the early 1970s, the Corporation further expanded its operations and extended its vertical integration by acquiring dressing plants and cold storage facilities. In 1981, the Corporation expanded outside Luzon by setting up the Davao satellite feedmill. The following year, it increased its feedmilling capacity in Marilao, Bulacan and at the same time, started operating its Cagayan De Oro feedmill and hatchery. Subsequent areas of expansion in the Visayas included the cities of Iloilo and Bacolod. At present, the Corporation’s registered principal place of business is at Marilao-San Jose Road, Sta. Rosa I, Marilao, Bulacan. Aside from this, the Company also has operating office in Luzon – Bicol, two satellite office in Visayas (Cebu and Bacolod), and two in Mindanao (Gensan and Cagayan de Oro).

The Corporation’s shares of stock were registered with the Philippine Stock Exchange on February 8, 1995.

The Corporation went through corporate rehabilitation where its aggregate debt of P3.2 billion was restructured to allow the Corporation to avail of longer payment term and lower interest rate.

Meanwhile, on March 30, 2012, the SEC approved the extension of the Corporation’s corporate life to another fifty years starting on July 31, 2012. Pursuant to Section 11, paragraph 2 of the Revised Corporation Code of the Philippines, which took effect on February 23, 2019, the Corporation’s corporate life is deemed to be perpetual.

On October 16, 2013, the SEC approved the Corporation’s increase in authorized capital stock to P3.5 billion and the conversion of its debts amounting to P2.4 billion to Kormasinc, Inc. (“Kormasinc”) into equity at 1 share of common stock for every P1.00 debt. Of the converted debt, P90.0 million was applied as payment for 90,030,236 shares from unissued shares and P2.3 billion was applied as payment for additional shares from the increase in authorized capital. With the debt to equity conversion and significant improvement in the Corporation’s operations, the Regional Trial Court of Malolos, Bulacan (the Rehabilitation Court) approved its exit from Corporate Rehabilitation on September 16, 2016.

On November 23, 2017, the Corporation, through the approval of its Board of Directors, issued its authorized and existing but unissued capital stock of P267,836,113.00 divided into 267,836,113 common shares with a par value of Php1.00 per share. The Board of Directors likewise approved the conversion of the Corporation’s debt of P407,110,891.00 to Kormasinc, Inc. into equity at a 1:1.52 ratio or 1 common share for every P1.52 debt. The Board of Directors also approved the application of Vitarich’s debt of P407,110,891.00 to Kormasinc, Inc. as payment in full to the 267,836,113 common shares issued out of the authorized and existing but unissued shares. On December 22, 2017, the SEC approved the said debt to equity conversion.

On July 11, 2018, the SEC approved the decrease of the capital stock of the Corporation from P3.5 billion divided into 3.5 billion shares at P1.00/share par value to P1,330,000,000.00 divided into 3.5 billion shares at P0.38/share par

value. The SEC also approved the Corporation's equity restructuring to wipe out deficit as of December 31, 2017 of P2,256,037,517.00 against the Additional Paid-In Capital of P2,257,508,376.68. At present, the Corporation's authorized capital stock is P1,330,000,000.00 divided into 3.5 billion shares at P0.38/share par value.

## **SUBSIDIARIES**

Philippines' Favorite Chicken, Inc. ("PFCI") used to be Vitarich's subsidiary. PFCI, as distributor of America's Favorite Chicken Company ("AFC"), was granted the exclusive right to develop 50 Texas Chicken and 50 Popeye's Chicken restaurants in the Philippines. On October 1, 1998, the Board of Directors of PFCI approved the conversion into equity of the advances of Vitarich to PFCI amounting to ₱165 million to be applied to its unpaid subscriptions and for additional shares of stock of PFCI. Out of the ₱165 million advances to be converted into equity, ₱25 million was applied to Vitarich's unpaid subscription while the remaining ₱140 million was shown under Deposit on Future Stock Subscriptions account pending the approval from the SEC of the conversion. In 2000, PFCI lost its right to develop Popeye's Chicken in the Philippines. In 2005, PFCI discontinued the operations of its Texas Chicken restaurants. Accordingly, it terminated all its employees and provided full valuation allowances on all its remaining assets. On July 26, 2017, the BOD and Stockholders of PFCI approved the amendment of its Articles of Incorporation to shorten its corporate life to until March 31, 2019. The SEC also approved PFCI's amendment of Articles of Incorporation. Thus, PFCI was placed under the liquidation process beginning April 1, 2019. The Company deconsolidated PFCI and recognized a gain of P28.2 million on deconsolidation. On February 16, 2021, PFCI filed with the SEC a Notice of Retention of Corporate Term (until March 31, 2019).

On November 10, 1995, Gromax, Inc. ("Gromax") was incorporated as a wholly-owned subsidiary of Vitarich. It started commercial operations in January 1996 until its operations was reintegrated with Vitarich effective April 1, 2015. Pursuant to the re-integration, Gromax transferred all its employees to the Corporation and retirement benefits accruing to these employees were transferred accordingly. On May 31, 2018, the SEC approved Gromax's Amended Articles of Incorporation which shortened its corporate life to until November 10, 2019. On February 16, 2021, Gromax filed with the SEC a Notice of Retention of Corporate Term (until November 10, 2019).

On October 27, 2021, Vitarich's Board of Directors approved the terms of the Memorandum of Understanding ("MOU") between Vitarich and Luzon Agriventure Inc. ("LAVI") for the acquisition of shares owned and held by LAVI in Barbatos Ventures Corporation ("BVC"), a private domestic corporation engaged, among others, in poultry production as well as in the processing, raising and breeding of chickens and similar stocks. After the execution of the MOU on October 28, 2021, due diligence was conducted via external audit by MG Madrid & Company as of September 30, 2021, upon which BVC's valuation was based. Based on said due diligence, BVC's actual results of operations in October and November and the projections for December 2021 will result in neutral Net Asset Value. As such, LAVI agreed to absolutely, unconditionally and irrevocably assign and transfer all its rights, title, and interest in BVC for a consideration of P1.00 in favor of Vitarich. On December 16, 2021, the Corporation's Board of Directors approved the acquisition of 100% of the outstanding capital stock of BVC from LAVI for a consideration of P1.00. Beginning January 1, 2022, BVC operated as Vitarich's wholly-owned subsidiary. Issuance and transfer of BVC shares of stock were duly completed also on January 2022.

## **BUSINESS OF ISSUER**

### **Business Segments and Product Distribution**

For management purposes, the Company is organized and managed separately according to the nature of products and services provided, with each segment representing a strategic business unit that offers different products and serves different markets.

The industry segments where the Company operates are as follows:

- a. The Food segment is engaged in the growing, production and distribution of chicken broilers, either live or dressed. Its products are distributed to wet markets, supermarkets, hotels, and restaurants. Its dressed

chicken are distributed and sold under the Cook's brand and under the Fresh and Freshly Frozen variants.

- b. The Feeds segment caters to the feed requirement of the poultry growers and livestock raisers industry. The Company manufactures and distributes animal feeds, animal health and nutritional products, and feed supplements under several variants, such as Premium, Advantage Plus, Premium Plus, and Professional. Each variant has several sub-variants. In 2021, it launched the Vitarich Poultry Advantage variant, with three sub-variants under it.
- c. The Farms segment is involved in the production of day-old chicks and pullets.
- d. The Corporate segment includes general and corporate affairs of the Company, which are not specifically identifiable to a particular segment.

The relative contribution of each principal product to consolidated revenue for the years ended December 31, 2021, December 31, 2020, and December 31, 2019 are:

PHP millions					
	2021	2020	Change	2019	Change
Feeds	4,695	4,109	14%	3,941	19%
Foods	4,232	3,119	36%	4,298	-2%
Farms	778	655	19%	679	15%
	<b>9,704</b>	<b>7,882</b>	23%	<b>8,918</b>	9%

## **Competition**

Although the Corporation is focused on the chicken and feed industry, it faces competition from several sources by virtue of its integrated operations. The Corporation continuously improves its objectives and strategic plans to effectively compete with other integrators not only for consumers of its products but also for production resources such as contract growers. The Corporation competes based on product performance.

Principal competitors of the Company are San Miguel Corporation (B-Meg), UNAHCO, Cargill, New Hope, CJ Feeds, CP Feeds, Philmico, Uno Feeds and Inoza Feeds for the feed business. Key players in chicken business are San Miguel Corporation (Magnolia), Bounty, Foster, Danway, CP, Sustamina and Leong hup.

The Company believes that it can effectively compete with its principal competitors as it allotted resources to the research and development of production process improvements and product value enhancement in line with its vision to continue be the pioneer, agri-business partner, and innovator in the feeds industry, and backbone of every Filipino farmer's success.

## **Sources of Raw Materials**

The raw material components of feeds represent the most significant cost component of the Company's operations. Major raw materials of the Company's feed business are corn, wheat, soya, and rice bran. The Company purchases these materials locally from traders. There are also times that the Company imports these materials from Australia, North and South America, India, and Pakistan. It is also continuously undertaking programs to substitute traditional grains with materials considered as by-products. High cost of major raw materials such as wheat, corn, oil and soybean meal makes it imperative for Vitarich to source alternative and non-traditional raw materials such as food by-products and other protein sources. Vitarich is not dependent on, nor has any major existing supply contract, with one or a limited number of its suppliers for the purchase of essential raw materials.

## **Customers**

Vitarich has various customers from all product lines and is not dependent on a single or few customers. The loss of one or two of its customers does not have any adverse material effect on its operations. No customer of the Corporation accounted for 20% of its sales. The Corporation has existing sales contracts with business partners and customers in the normal and regular business transactions.

## **Trademarks, Royalty and Patents**

As of 2021, the Company continued to use the following trademarks, devices and logos, which were previously registered with the Intellectual Property Office on the dates opposite to its names:

<b>Trademark</b>	<b>Date Filed</b>	<b>Date Registered</b>
Vitarich Advantage Plus	November 23, 2017	September 2, 2018
Vitarich Premium Plus	November 23, 2017	September 2, 2018
Vitarich Professional	March 2, 2018	June 2, 2019
Vitapolyvee	April 10, 2019	September 15, 2019
Forging Livelihood, Nourishing Lives	October 17, 2019	March 14, 2020
Freshly Frozen	July 22, 2020	October 3, 2021
Vitarich Corporation	January 15, 2021	May 21, 2021
Cook's	January 15, 2021	May 21, 2021
Cook's Premium Whole Chicken the Healthylicious Option	February 17, 2021	August 22, 2021
Vitarich Poultry Advantage	August 25, 2021	December 9, 2021
Electcee	August 30, 2021	December 9, 2021
Gromaxicillin	August 30, 2021	November 7, 2021

The Company does not hold any other patent, trademark, franchise, concession or royalty agreement.

## **Certifications**

The Company's Quality Management Systems ("QMS") enabled it to establish procedures that cover all key processes in the business, monitoring process to ensure that they are effective, keeping adequate records, checking output for defects with appropriate corrective actions, regularly reviewing individual processes and the quality system itself for effectiveness, thus facilitating continual improvement.

In 2007, the Company's commitment toward consistent product quality and safety was further strengthened when the International Organization for Standardization (ISO) certified the Company-owned feed mill facilities in Visayas and Mindanao with ISO 22000:2005 Food Safety and Management Systems (FSMS) for quality and feed safety management systems. Vitarich has adopted and implemented preventive approaches to product safety that address physical, chemical and biological hazards in various aspects of feeds manufacturing along with the process and product inspection. The Company continuously complies and maintains the requirements of the standards for Iloilo and Davao Feed Mill plants. In 2021, its Iloilo and Davao Feed Mill plants received its respective ISO 22000:2018 Food Safety Management System Certification.

Vitarich received last October 2020 the Certificate of Registration for HACCP or Hazard Analysis and Critical Control Points certifying that its Management Systems and Processes for verification & delivery of raw and frozen chicken, including giblets, has been assessed and registered against the provisions of HACCP adopted by the Codex Alimentarius Commission. The Certificate was issued by NQA Philippines, Inc. (a certifying body accredited by UKAS or United Kingdom Accreditation Service) after the Corporation's application and requirements were submitted and reviewed thoroughly. The said Certificate is in line with Vitarich's mission to continuously adopt new business development programs and technological advancement that will enhance quality of products and services that it



provides and delivers to its stakeholders. Vitarich Corporation has also FDA License to operate as Food Trader issued last October 11, 2021.

### **Government Regulations and Approval**

As an agri-business, the Corporation is highly regulated by the government.

Compliance with environmental laws enhances good community and industry relationship and provides assurance to employees and the community where the Company operates of their health and safety, thereby freeing the Corporation from violations and penalties.

Aside from compliance with the environmental laws, the Company, in order to ensure that only safe and wholesome products reach the consumers, also needs government approval for its principal products and services and for the registration of its feed mill, accreditation of chemical laboratory, accreditation of meat plant, and cold storage, from the Bureau of Animal Industry (“BAI”) and the National Meat Inspection Services (“NMIS”), respectively. The Corporation is also required to secure all applicable permits from the Environmental Management Bureau (“EMB”) of the Department of Environment and Natural Resources (“DENR”) for its feed mill plant, dressing plant and rendering plant.

The Company had obtained all necessary permits, licenses and government approvals to manufacture and sell their products. It has no knowledge of recent or impending legislation, which, when implemented, can result in a material adverse effect on its business or financial condition.

### **Research and Development**

The Company’s research and development are centrally organized under the Research and Development Department to focus on the following core activities:

- Product Quality and Innovations
- Research and Development
- Advanced Animal Nutrition

A Research and Development Manager directs these activities, which include the following:

- Advanced Animal nutrition
- Diagnostic laboratory services
- Feeds and feeds quality control
- Poultry genetic research
- New product development
- Technical extension services for contract breeders, growers and sales clients

The inauguration of the Corporation’s renovated Research Center in 2001 upgraded the chemical laboratory capability and further improved the analysis procedure. The acquisition of modern laboratory equipment shortened the duration for analyzing products.

The Chemical Laboratory handles most of the laboratory services needed for feed processing, from raw material analyses to finished products tests. The Diagnostic Laboratory handles all the laboratory support related to feed and food safety as well as the surveillance, prevention, and diagnosis of diseases to ensure health maintenance of livestock.

To ensure that its edge in the reliability and accuracy of its analysis is kept, it continuously upgrades its equipment, i.e. the LECO protein analyzer which is based on combustion, a faster way of analyzing crude protein in feedstuff, LECO Bomb Calorimeter, which is used to measure Gross Energy in Feedstuff, Atomic Absorption Analyzer for Macro

and trace minerals including heavy metals. The acquisition of the ICP (Inductively Coupled Plasma) allowed the Company to analyze complex minerals and heavy metals simultaneously. The Gas Chromatograph is capable of accurately determining fatty acid as well as Volatile Fatty Acids and Hormones. The NIR (Near InfraRed System) is capable of determining proximate analysis including amino acids in a very short amount of time. The Company also upgraded its Fat Extractor, Kjeldahl Protein Analyzer and the Ankom Fiber Analyzer Unit. Active Water and Moisture Analyzer units are used for the stability testing of the finished product as well as maintenance of quality for raw materials. UV Vis Equipment is used for mineral and enzyme analysis. Additional serological tests, including Avian Influenza virus as well as Eliza based Swine serological, were instituted to serve the growing demand of the consumers.

For research and development activities, the Corporation spent P7M in 2021, P10.6M in 2020, and P6.1M in 2019.

### **Cost and Effects of Compliance with Environmental Laws**

Vitarich complies with all environmental laws and regulations implemented by the EMB-DENR and invests appropriately to ensure compliance. To ensure that its facilities are compliant with existing environmental laws, the Company implemented the following activities:

1. Stack emission testing of boilers to ensure that the gases being emitted during operation of the boilers are within the Standards of the Clean Air Act of the Philippines. For Davao plant, a 3<sup>rd</sup> party tester (Berkman) has been tapped for emission testing of 2 units of boilers in Plant 1, 2 units of boilers in Plant 2, and 1 unit power generator. This was conducted last September 2020 and at a cost of P276,640.00. Vitarich passed all parameters and satisfactory result was used for the renewal of the Permit to Operate Air Pollution Sources and Control Installations ("POA"). The cost for the issuance of POA is P71,340.00 with validity coverage of 5 years. For Iloilo, Permit to Operate ("PTO") for Boiler expired on March 30, 2022 and renewal is still on-going. Stack emission testing is scheduled on April 28, 2022. Boiler Stack emission testing fee is P117,600.00 while permit processing fee is P15,000.00. Yearly servicing was implemented last April 4, 2022 and was subjected to inspection and approved already by DOLE representatives.
2. Regular monitoring of the final discharge of wastewater from the Corporation's plants, ensuring that water discharge from the operations are within the regulatory standards set by the Clean Water Act. Iloilo Plant's Wastewater Discharge Permit requirements were already submitted to the EMB, including payment for laboratory analysis fee of P7,500.00 last February 11, 2022 and permit processing and wastewater discharge fee of P2,109.20 last March 14, 2022. The Company is awaiting for EMB's issuance of the Wastewater Discharge Permit. For Davao Plant, Waste Water Discharge permit was issued last January 2021 with validity coverage of 5 years. Cost of acquiring the permit was P14,040.00.
3. In view of the warehouse expansion projects, Iloilo warehouse has been issued with the Environmental Compliance Certificate (ECC -EPRMP) by the Environmental Management Bureau of the Department of Environment and Natural Resources Region 6 last August 15, 2018. Processing cost is P10,000.00. Davao Plants have been issued with an ECC for Expansion (incorporating the 2 existing ECCs of Davao Feedmill Plant and the acquired DSFC Feedmill Plant). The New ECC (#ECC-OL-R11-2020-0069) issued last January 20, 2020 is still in effect, which includes compliance to Clean Air Act, Clean Water Act, Waste Management Act and all other regulatory compliance. Processing cost incurred was around P10,000. The Corporation's Dressing Plant in Marilao, Bulacan was issued an amended ECC on November 8, 2021. The cost for amendment of the ECC was P52,030.00.
4. Regular repair and maintenance of facilities and pollution control facilities attached to ensure good operating conditions and thereby prevent/control pollution coming from the plant.
5. Continuous improvement of pollution control devices and/or equipment to meet regulatory standards.
6. Annual renewal of Permits from DENR-EMB is secured. Cost varies for each plant ranging from P1,000 to 10,000.

7. Additional permit to transport hazardous material used oil has been acquired in Davao Plant with a cost of P1,040.00. VDAP Certificate has been issued also to produce veterinary products the cost of which was P6,000.00.

### **Manpower Complement**

As of December 31, 2021, headcount is total of 822 employees - 581 regular and 241 contractual. Actual headcount as of March 31, 2022 is 829 employees - 592 regular and 237 contractual. The Corporation successfully forged a new Collective Bargaining Agreement last March 2021. The CBA was signed in May 2021, effectivity of which retroacts to August 1, 2020.

The Federation of Free Workers - Vitarich Corporation Employees / Workers Union Chapter (FFW – VEWU) is the duly authorized collective bargaining agent that represents all rank and file employees of the Corporation.

### **Pension Costs/Retirement Benefits**

The Company maintains a partially funded, noncontributory post-employment defined benefit plan covering all of its regular full-time employees. The defined benefit plan is being administered by a trustee bank which is responsible for the administration of the plan assets and for the definition of the investment strategy. The Company's retirement benefits are based on years of service and one and one-fourth month's salary for every year of continuous service.

The plan is exposed to interest rate risks and changes in the life expectancy of qualified employees. The plan is not exposed to significant concentrations of risk on the plan assets.

Actuarial valuations are made periodically to update the retirement liability and the amount of contributions. The latest actuarial valuation of the plan is as at December 31, 2021.

### **Financial Risk Management**

The Company is exposed to a variety of financial risks which result from its operating, financing and investing activities. The Company's overall risk management program focuses on the unpredictability of the markets and seeks to minimize potential adverse effects on the Company's performance.

The Company does not engage in the trading of financial assets for speculative purposes nor does it write options. The financial risks, which the Company is exposed to, are described below and in the succeeding pages.

#### **Foreign Currency Risk**

To a certain extent, the Company has an exposure to foreign currency risks as some of its raw materials purchases are sourced outside the Philippines and are therefore denominated in foreign currencies. However, the Company has not yet experienced significant losses due to the effect of foreign currency fluctuations since purchases denominated in foreign currency are kept at a minimum.

#### **Interest Rate Risk**

As at December 31, 2021 and 2020, the Company has no significant floating rate financial assets or liabilities. The Company's operating cash flows are substantially independent of changes in market interest rates.

The Company has no borrowings that carry variable interest rates, which released the Company from any cash flow interest rate risk.

### Credit Risk

Credit risk arises because the counterparty may fail to perform its obligations. With respect to credit risk arising from the financial assets of the Company, the exposure to credit risk arises from default of the counterparty.

Generally, the maximum credit risk exposure of the financial assets is the carrying amount of the financial assets.

The Company continuously monitors defaults of counterparties, identified either individually or by group, and incorporates this information into its credit risk controls. Where available at a reasonable cost, external credit ratings and/or reports on counterparties are obtained and used. The Company's policy is to deal only with creditworthy counterparties.

The Company's trade and other receivables are not exposed to a concentration of credit risk as the Company deals with a number of customers. The trade and other receivables are actively monitored and assessed, and where necessary an adequate level of provision is maintained. In addition, to minimize credit risk, the Company requires collateral, generally land and real estate, from its customers.

The Company's management considers that trade and other receivables that are not impaired nor past due for each reporting periods are of good credit quality

An impairment analysis is performed at each reporting date using a provision matrix to measure expected credit losses. The provision rates are based on days past due. The calculation reflects the probability-weighted outcome, the time value of money and reasonable and supportable information that is available at the reporting date about past events, current conditions and forecast of future economic conditions. Generally, receivables are written-off if past due for more than one year and are not subject to enforcement activity.

### Liquidity Risk

The Company manages its liquidity profile to be able to service debt as this falls due by maintaining sufficient cash from operations. The Company maintains cash to meet its liquidity requirements for up to 30-day periods.

### Price Risk

The Company is exposed to commodity price risk as the raw materials of its main products are subject to price swings. The Company's management actively seeks means to minimize exposure to such risk.

## **Item 2. PROPERTIES**

The Corporation operates and/or leases numerous production facilities, which include feed mills, dressing plants, and hatcheries. As of December 31, 2021, these facilities include the following.

	Condition	Remarks
<b>Feed Mill</b>		
Luzon	Good	Toll
Visayas	Good	Owned
Mindanao	Good	Owned
<b>Dressing Plant</b>		
Luzon	Good	Owned
Visayas	Good	Toll
Mindanao	Good	Owned

<b>Hatchery</b>		
Luzon	Good	Toll
Visayas	Good	Toll
Mindanao	Good	Toll

The Corporation will only consider a project which is critical to its continued operations and will likewise generate substantial cost savings and higher return of investment.

### **Item 3. LEGAL PROCEEDINGS**

Sometime in 2014, Vitarich filed a case against Charter Ping An Insurance Corporation (“Charter Ping An”) before the Regional Trial Court (“RTC”) of Malolos City, Bulacan to claim the insurance proceeds in the amount of Php316,561,158.81 as indemnity for the damages and loss suffered by the Corporation due to typhoon Ondoy in 2009. The case was docketed Civil Case No. 662-M-2014 and was raffled to Branch 15 of the RTC of Malolos City. Vitarich had been partially paid the amount of P58M in 2016 when the court granted Vitarich’s Motion for Summary Judgment as regards the amount admitted by Charter Ping An.

As for the remaining claim of P247.7M, exclusive of interests, the same is still pending before the court. Vitarich had presented its first two witnesses and is yet to present two more witnesses before it rests its case.

### **Item 4. SUBMISSION OF MATTERS TO A VOTE OF SECURITY HOLDERS**

There were no matters submitted to a vote of security holders during the calendar year covered by this report other than those made during the Annual General Meeting of the Stockholders held on June 25, 2021. The results of the said meeting had been disclosed to the Philippine Stock Exchange via the PSE Edge on June 25, 2021 and posted on the Company’s website. A copy of the draft of the Minutes of the said meeting is also posted on the Company’s website.

## **PART II – OPERATIONAL AND FINANCIAL INFORMATION**

### **Item 5. MARKET PRICE AND DIVIDENDS ON REGISTRANT’S COMMON EQUITY AND RELATED STOCKHOLDER MATTERS**

#### **Market Information**

The Company’s common equity is principally traded in the Philippine Stock Exchange (PSE). The high and low sales prices for every quarter ended are:

	<b>2020</b>		<b>2021</b>	
	<b>High</b>	<b>Low</b>	<b>High</b>	<b>Low</b>
1st Quarter	0.89	0.86	0.84	0.81
2nd Quarter	0.86	0.81	0.88	0.87
3rd Quarter	0.77	0.75	0.79	0.76
4th Quarter	0.91	0.88	0.74	0.72

The closing price of the Corporation’s common shares as of the last trading date, December 31, 2021, was P 0.74 per share.

As of March 31, 2022, the latest trading date prior to the completion of this annual report, sales price of the common stock was at P0.61/share.

There are no securities issued in connection with an acquisition, business combination or other reorganization.

## **Holders**

The Corporation has only one class of shares i.e., common shares. The total number of stockholders as of December 31, 2021 is 4,126 and the total number of shares outstanding on that date was 3,054,334,014.

	<b>Dec 2021</b>	<b>Dec 2020</b>
Number of Issued & Outstanding Shares	3,054,334,014	3,054,334,014
Number of Stockholders	4,126	4,131
Number of Shares owning at least one board lot each	3,124	3,128

The Company's foreign equity ownership as of December 31, 2021 is as follows:

	<b><u>No. of Shares</u></b>	<b><u>% Ownership</u></b>
Shares owned by Filipino	2,934,301,572	96%
Shares owned by Foreigners	120,032,442	4%
<b>Total</b>	<b>3,054,334,014</b>	<b>100%</b>

Listed below are the top 20 stockholders of the Corporation as of December 31, 2021:

<b>Name of Stockholders</b>	<b>Number of Shares</b>	<b>Percent to Total Outstanding Shares</b>
1 PCD NOMINEE CORPORATION (FILIPINO)	2,914,880,907	95.43%
2 PCD NOMINEE CORPORATION (NON-FILIPINO)	119,195,942	3.90%
3 YAZAR CORPORATION	1,402,520	0.05%
4 JOSE M. SARMIENTO	1,305,320	0.04%
5 MA. LUZ S. ROXAS	1,305,320	0.04%
6 MA. VICTORIA M. SARMIENTO	1,305,320	0.04%
7 GLICERIA M. SARMIENTO	690,000	0.02%
8 NELIA CRUZ	527,850	0.02%
9 ROGELIO M. SARMIENTO	290,000	0.01%
10 ANTONIO S. RAAGAS	270,000	0.01%
11 BETINA ANGELINA I. SARMIENTO	228,510	0.01%
12 NORBERTO T. HOFELENA	220,778	0.01%
13 GLADY Y. LAO	215,000	0.01%
14 BERNAD SECURITIES, INC.	203,000	0.01%
15 DANIEL J. ADVINCULA	200,000	0.01%
16 ORLANDO P. CARVAJAL	185,000	0.01%
17 TERESITA Y. SARMIENTO	164,000	0.01%
18 LORENZO S. SARMIENTO	141,134	0.00%
19 BIENVENIDO LIM	140,000	0.00%
20 GEORGE CHUA	111,000	0.00%
Others	11,352,413	0.37%
<b>Total Shares Issued and Outstanding</b>	<b>3,054,334,014</b>	<b>100.00%</b>

## **Dividends**

The Corporation has not declared dividends since 1996 up to 2021.

## **Sales of Unregistered Securities**

The Corporation has not sold unregistered or exempt securities within the past three (3) years. Neither has it issued securities within the past three (3) years.

## **Description of Shares**

The securities of the Company consist entirely of common stock with par value of P0.38 per share. All shares are equally eligible to receive dividends and repayment of capital and each share is entitled to one vote at the shareholders' meeting of the Company.

## **Item 6. MANAGEMENT'S DISCUSSION AND ANALYSIS OR PLAN OF OPERATION**

### **Management's Discussion and Analysis**

#### ***Fiscal Year 2021 compared to Fiscal Year 2020***

Vitarich Corporation (PSE:VITA) reports an all-time revenue record of P9.7 billion, up 23% year-over-year driven by growth in all three business segments.

"2021 not only delivered new revenue records across segments, but also pointed to higher long-term volume growth," said Rocco Sarmiento, President and CEO. "Our strategy to expand our capabilities has been validated by market trends toward rising consumption of meat products and convenience food. This formed the basis of our recent capital investments in the business, and as a result, we have good revenue visibility going into 2022."

Cost of goods increased 21% to P8.9 billion in relation to higher sales volume and prices of raw materials such as wheat, soybean, and corn which rose by an average of 12% compared to the prior year. The cost inflation was due to several factors, including logistics challenges due to COVID-19, reimposed series of quarantine measures in the third quarter, as well as supply disruptions for soybeans in the fourth quarter due to high demand from China, increasing domestic use in the U.S., and lower output from Brazil and Argentina.

Gross profit was P856.3 million, up 50% from a year ago, while operating income more than doubled to P184.0 million.

Operating expenses were maintained at 7% of revenues even as administrative and selling and distribution costs increased to ensure current and future market competitiveness and to support marketing activities for the recently launched *Freshly Frozen* line.

Net income was P89.4 million and earnings per share was P0.029, higher by nearly 10 times from P9.3 million and P0.003 in 2020, respectively.

Capital expenditure totaled P117.7 million, primarily for the construction of a new warehouse in Davao and for additional machinery and equipment in Bulacan, Iloilo, and Davao to meet strong volume demand and to upgrade bagging lines for automation.

### **Segment Highlights**

- Revenues from the Feeds segment, which accounted for 48% of total sales, were up 14% to P4.7 billion with volumes reaching the highest levels ever for tie-up and commercial customers, such as distributors and direct farms. Sales volume climbed 12% while average selling prices inched up modestly by 3%. Earlier in the fourth quarter, Vitarich Poultry Advantage was launched to address the needs of backyard and general poultry farmers. The new product line attracted an initial user base of over 100 retailers and farms.

Annual feed mill capacity increased 3% to 300,200 MT in 2021 from 290,800 MT in 2020, while production grew 8% to 226,900 MT from 209,700 MT. As of December 31, 2021, utilization rate rose to 76% from 72%.

The Feeds segment produces and markets animal feeds, health and nutritional products, and supplements to various distributors, dealers, and end users nationwide.

- Revenues from the Foods segment, which accounted for 44% of revenues, accelerated by 36% to P4.2 billion due to a 21% increase in sales volume and 12% increase in average selling prices. During the year, the segment further developed *Cook's* portfolio by customizing *Cook's Premium Chicken* products for hotels, restaurants, institutional (HRI) clients that now account for 55% of Foods revenue contribution from 33% a year ago. In addition, it also strengthened the branded retail business through *Cook's Freshly Frozen*, which saw total volume soar by 608%.

Annual dressing plant capacity increased 5% to 79,000 MT in 2021 from 75,500 MT in 2020, while production expanded 21% to 35,700 MT from 29,500 MT. As of end-2021, utilization rate reached 75% from 70%, excluding dressing plant facilities owned by third parties.

The Foods segment sells chicken broilers, either as live or dressed, to HRI customers, supermarkets, and wet markets.

- Revenues from the Farms segment, which accounted for the remaining 8%, registered a 19% increase to P778.0 million. Fair value adjustments on biological assets amounting to P55.1 million was recognized as part of revenues and P78.0 million as part of cost of goods.

The Farms segment is involved in the production of day-old chicks and pullets.

## Outlook

"We continue to execute on the factors we can control, including new products, improved customer satisfaction scores, enhanced processes, and engaged stakeholder relationships.

Looking ahead, we expect revenues to stay robust, but the ongoing challenges will temper the full impact of sales growth on our earnings. Supply chain headwinds will persist and pressure our costs in raw materials and transportation. In view of these elevated input costs, we will continuously reconfigure our purchasing approach and explore new grain and protein sources to reduce dependency on corn, wheat, and soybean meal. We are positive that higher volumes, cost efficiency, and responsible price increases will help us meet our performance objectives while ensuring that our products remain affordable."

PHP millions, except per share data

	2021	2020	Change	2019	Change	4Q 2021	4Q 2020	Change	4Q 2019	Change
Revenues	9,704.28	7,881.92	23%	8,918.47	9%	2,393.96	2,189.76	9%	2,958.85	-19%
Operating income	183.99	79.01	133%	158.58	16%	(78.32)	31.45	-349%	171.59	-146%
Net income	89.44	9.29	863%	128.82	-31%	(91.02)	5.68	-1701%	234.42	-139%
EPS	0.029	0.003	863%	0.042	-31%	(0.030)	0.002	-1701%	0.077	-139%
EBITDA	249.66	222.49	12%	385.53	-35%	(71.03)	58.27	-222%	327.60	-122%

## Fiscal Year 2020 compared to Fiscal Year 2019

Consolidated sale of goods decreased by 9%, from 8.4 billion registered in 2019 to 7.7 billion registered in 2020 mainly because of unfavorable chicken prices in the market brought about by COVID-19 pandemic and spread of African Swine Fever (ASF).

The Company recognized fair value adjustment on biological assets of P199 million in 2020 from P479 million in 2019.



Sale of goods per business segment is as follows:

- **Food Segment:**  
Sale of goods of food segment decreased by 23%, from P4.0 billion registered in 2019 to P3.1 billion in 2020 due to unfavorable selling price of chicken brought about by COVID-19 pandemic since April and towards the end of the year.
- **Feeds Segment:**  
Sale of goods of feeds segment increased by 4%, from P3.9 billion in 2019 to P4.1 billion in 2020, despite the pandemic and ASF, due to strong sales performance of Feeds commercial in Visayas and Mindanao, as well as higher sales from Feeds Tie-up program in Luzon and Mindanao regions.
- **Farms Segment:**  
Sale of goods of farms segment decreased by 2%, from P466 million registered in 2019 to P455 million in 2020 as poultry industry was badly affected by the unfavorable chicken prices in the market due to pandemic.

Cost of goods sold decreased by 8%, from P7.7 billion in 2019 to P7.1 billion in 2020 in relation to lower sales volume and lower raw material cost; and recognized fair value adjustment on biological assets of P184 million in 2020 from P471 million in 2019.

Gross profit for 2020 amounted to P572 million, lower by 20% or P145 million from P717 million in 2019. Decreased gross profit was mainly due to unfavorable selling price of chicken brought about by COVID-19 pandemic and closure of hotel and restaurant institutions (or HRI) accounts.

Operating expenses decreased by 9% from P588 million in 2019 to P537 million in 2020 due to operational efficiency and cost reduction measures that were implemented. Other operating income of P44 million in 2020 was increased by 50% as compared to 2019 primarily due to rendered tolling services.

Other charges which include interest expense decreased by 67%, from P176.6 million in 2019 to P57.8 million in 2020 due to lower tax settlement, interest expense, and provision for impairment losses on receivables. Other income recognized was lower by 97%, from P160.7 million in 2019 to P4.2 million in 2020 because of lower gain on fair value changes of investment properties.

Tax expense increased by 16% from P13.9 million in 2019 to P16.1 million in 2020.

For the year, the Company still posted a Net Income of P9.3 million, despite being adversely affected by the pandemic and spread of African Swine Fever in Luzon. This was lower by P119.5 million or 93% as compared to 2019 of P128.8 million. The first quarter performance has provided ample buffer in the second and third quarter net losses.

### ***Fiscal Year 2019 compared to Fiscal Year 2018***

Consolidated sale of goods increased by 2% only, from 8.3 billion registered in 2018 to 8.4 billion registered in 2019, mainly because of favorable chicken prices in the market during the second half of the year.

Sale of goods per business segment is as follows:

- **Food Segment:**  
Sale of goods of food segment increased by 5%, from P3.8 billion registered in 2018 to P4.0 billion in 2019 due to favorable selling price of chicken towards the second half of the year.
- **Feeds Segment:**  
Sale of goods of feeds segment amounted to P3.9 billion in 2019 and 2018. Several hog farm customers were also affected by African Swine fever during the last quarter of the year, nevertheless, the Company still able to sustain its sales during the year.
- **Farms Segment:**  
Sale of goods of farms segment decreased by 18%, from P570 million registered in 2018 to P466 million in 2019 as poultry industry was badly affected by the unfavorable chicken prices in the market during the first half of the year.

Cost of goods sold increased by 1%, from P7.6 billion in 2018 to P7.7 billion in 2019 due to higher cost of raw materials and high day-old-chick cost.

Gross profit for 2019 amounted to P717 million, higher by 17% or P106 million from P612 million in 2018. Increased gross profit was mainly due to improved efficiency of poultry and feed operations and favorable chicken prices in the market during the second half of the year.

Operating expenses increased by 1% from P585 million in 2018 to P588 million in 2019 due to higher administrative, selling and distribution expenses. Other operating income of P29 million in 2019 was decreased by 4% as compared to 2018 primarily due to lower rental income.

Other charges increased by 190%, from P76 million in 2018 to P220 million in 2019 due to higher tax settlement, interest expense, provision for impairment losses on receivables and one-time consultancy expense. Other income recognized was higher by 130%, from P89 million in 2018 to P204 million in 2019 because of higher gain on fair value changes of investment properties, gain on reversal of long-outstanding payables and recovery of accounts written-off.

Tax expense increased by 158% from P5.4 million in 2018 to P13.9 million in 2019.

For the year, the Company posted a Net Income of P128.8 million in 2019, P63.7 million or 98% higher than 2018 of P65.2 million.

#### ***Fiscal Year 2018 compared to Fiscal Year 2017***

Consolidated sale of goods increased by 27%, from 6.5 billion registered in 2017 to 8.3 billion registered in 2018, driven by strong performance of all product lines.

Sale of goods per business segment is as follows:

- **Food Segment:**  
Sale of goods of food segment increased by 39%, from P2.8 billion registered in 2017 to P3.8 billion in 2018 due to higher sales volume and better selling prices of chicken, except in the last quarter of the year.
- **Feeds Segment:**  
Sale of goods of feeds segment increased by 16%, from P3.3 billion registered in 2017 to P3.9 billion in 2018 due to expansion of several farm customers.
- **Farms Segment:**  
Sale of goods of farms segment increased by 38%, from P412 million registered in 2017 to P570 million in 2018 due to successful recruitment of additional farm breeding and broiler partners.

Cost of goods sold increased by 32%, from P5.8 billion in 2017 to P7.6 billion in 2018 due to higher cost raw materials and high DOC cost. Better efficiency versus last year, however, during the last quarter of the year, the industry experience oversupply of chicken, resulting to gross profit of P612 million, lower by 15% or P110 million.

Operating expenses increased by 6% from P551 million in 2017 to P585 million in 2018 due to higher administrative, selling and distribution expenses. Other operating income of P35 million in 2018 was decreased by 3% as compared to 2017 primarily due to lower rental income.

Other charges decreased by 84%, from P55million in 2017 to P9.1 million in 2018 because no tax compromise settlement and liquidated damages were recognized this year and due to gain on fair value changes of investment properties.

Tax expense decreased by 82% from P29.1 million in 2017 to P5.4 million in 2018.

With the above, the Company posted a Net Income of P65.2 million in 2018, P122.4 million in 2017 which is lower by 47% or P57.2 million.

### **Financial Condition**

The Company's consolidated total assets as of December 31, 2021 was at P4.1 billion, higher than December 31, 2020 of P3.7 billion. Total current assets increased from P1.7 billion as of December 31, 2020 to P2.1 billion as of December 31, 2021, up by 21% because of higher cash, receivables, inventories, and other current assets.

Noncurrent assets were at par from a year ago at P2.0 billion as of December 31, 2021.

Current liabilities increased by 17% from P1.8 billion as of December 31, 2020 to P2.1 billion as of December 31, 2021, mainly due to increase in short-term loans payable and trade payables related to higher production volume requirements and higher prices of raw materials.

Noncurrent liabilities slightly increased by 1% from P396.2 million as of December 31, 2020 to P401.2 million as of December 31, 2021, mainly due to increase in retirement liability.

Stockholders' equity was at P1.6 billion as of December 31, 2021, up by 6% than December 31, 2020 restated amount of P1.5 billion.

### **The Corporation's top five (5) key performance indicators are described as follows:**

	<b>2021</b>	<b>2020</b>
Revenue (Php Million):		
Sale of goods	9,649	7,682
Fair value adjustment on biological assets	55	199
Cost Contribution (Php Million):		
Cost of goods sold	8,770	7,126
Fair value adjustment on biological assets	78	184
Gross Profit Rate (%)	9%	7%
Operating Margin (Php Million)	184	79

#### **1) Sales Volume, Price, and Revenue Growth**

Consolidated revenue composed of feeds, day old chicks, chicken and animal health products sales including fair value adjustment on biological assets, amounted to P9.7 billion, 23% higher than last year of P7.9 billion, mainly because of increased sales volume and higher selling price of chicken in the market particularly during the 1<sup>st</sup> half of the year.

#### **2) Cost Contribution**

This measures the cost efficiency of the products and trend of raw materials prices, particularly importations wherein there are foreign exchange exposures. Costs are analyzed on a regular basis for management's better strategic decisions in cost reduction and efficiency measures.

#### **3) Gross Profit Rate**

The review is done on a regular basis to check if the targets are being met based on the forecasted gross profit rate. This is being done on a regular basis for proper and immediate action.

#### 4) Operating Margin

Operating margin is the result after operating expenses are deducted. Review of operating expenses is performed on a regular basis. These are being analyzed and compared against budget, last month and previous years, to ensure that cost reduction measures are being met and implemented.

#### 5) Plant Capacity Utilization

This determines total usage of the plant capacity. The higher the plant utilization, the better the productivity, which translates to better margin.

There are no material off-balance sheet transactions, arrangements, obligations (including contingent obligations), and other relationships of the company with unconsolidated entities or other persons created during the reporting period.

There are no material commitments for capital expenditures.

There are no significant elements of income or loss arising from continuing operations.

There is no known trend, or any demand, commitments, event or uncertainty that will result in or that are reasonably likely to result to Corporation's liquidity increasing or decreasing in any material way.

There are no events that will trigger direct or contingent financial obligation that is material to the Corporation, including any default or acceleration of an obligation.

### **Item 7. FINANCIAL STATEMENTS**

The Consolidated Audited Financial Statement of the Corporation for the year-ended December 31, 2021 including the applicable schedules listed in the accompanying index to financial statements and supplementary schedules are filed as part of this form 17-A.

### **Item 8. INFORMATION ON INDEPENDENT ACCOUNTANT AND OTHER RELATED MATTERS**

#### **External Audit Fees and Services**

##### **Audit and Audit-Related Fees**

The work of SyCip Gorres Velayo & Co. consisted of an audit of the financial statements of the Company to enable them to express an opinion on the fair presentation, in all material respects, of the Company's statement of financial position, statement of comprehensive income, statement of changes in equity and statement of cash flows in accordance with Philippine Financial Reporting Standards. For the year 2021, audit fees amounted to 3.9 million, exclusive of VAT and out of pocket expenses.

##### **All Other Fees**

For the year 2021, Vitarich engaged the services of SyCip Gorres Velayo & Co to do forensic audit of possible instances of theft of its raw materials inventory located at Sahara Toll Plant and Hi-Grade Plant involving company's employees and third parties. The consideration for such services is P 1,344,000.00 (vat inclusive) plus out-of-pocket expenses.

There were no other services obtained from the external auditor other than those mentioned above.

Prior to the engagement of the external auditor, the Audit, Risk Oversight and Related Party Transactions Committee reviewed and confirmed the terms of engagement and the scope of services of the external auditor as endorsed by the Management of the Company. Its approval policies and procedure for external auditors are:

1. Statutory audit of company's annual financial statements

- a. The Audit, Risk Oversight, and Related Party Committee ensures that the services of the external auditor conform with the provision of the company's manual of corporate governance specifically articles 2.3.4.1; 2.3.4.3 and 2.3.4.4
- b. The Audit, Risk Oversight, and Related Party Committee makes an assessment of the quality of prior year audit work services, scope, and deliverables and makes a determination of the reasonableness of the audit fee based on the proposed audit plan for the current year.

2. For services other than annual F/S audit:

- a. The Audit, Risk Oversight, and Related Party Committee evaluates the necessity of the proposed services presented by Management taking into consideration the following:
  - i. The effectiveness of company's internal control and risk management arrangement, systems and procedures, and management degree of compliance.
  - ii. The effect and impact of new tax and accounting regulations and standards.
  - iii. Cost benefit of the proposed undertaking
- b. The Audit, Risk Oversight, and Related Party Committee approves and ensures that other services provided by the external auditor shall not be in conflict with the functions of the external auditor for the annual audit of its financial statements.

**Changes in and Disagreements with Accountants on Accounting and Financial Disclosure**

For the year 2021, the Company's independent public accountant is the accounting firm of SyCip Gorres Velayo & Co. The audit of the financial statements of the Company was handled and certified by the engagement partner, Mr. Erwin A. Paigma. The firm has complied with the Revised SRC Rule 68, paragraph 3 (b) (iv) re: seven (7) years rotation requirement for the external auditor.

Pursuant to SRC Rule 68.1 (Qualification and Reports of Independent Auditors), the Company engaged SyCip Gorres Velayo & Co. for the audit of the Company's financial statements effective calendar year 2021. The engagement of SyCip Gorres Velayo & Co. and the engagement partner is approved by the Board of Directors and the stockholders of the Company.

There was no event in the last two fiscal years where the previous and current external auditors or previous and current engagement partners had any disagreements with regard to any matter relating to accounting principles or practices, financial statement disclosures or auditing scope or procedure. There were no disagreements with the external auditor of the Company on any matter of accounting and financial disclosure.

**PART III - CONTROL AND COMPENSATION INFORMATION**

**Item 9. DIRECTORS AND EXECUTIVE OFFICERS**

On April 28, 2021, the Corporation received the Certificate of Filing of Amended Articles of Incorporation dated March 25, 2021 and the approved Amended Articles of Incorporation. The SEC approved the amendment of Article VI of the Amended Articles of Incorporation, which decreased the number of directors from eleven (11) to nine (9). Accordingly, the Corporation has a total of nine (9) directors, two (2) of whom are independent directors.

The directors of the Company are elected at the annual meeting of the stockholders to hold office for one (1) year until the next succeeding annual meeting of the stockholders and until the respective successors have been elected

and qualified. Any vacancy shall be filled in accordance with the provisions of the Revised Corporation Code of the Philippines.

Officers are elected by the newly elected Board of Directors at the organizational meeting held right after the annual meeting of the stockholders. The Board also elects during its organizational meeting the chairman and members of the Audit, Risk Oversight and Related Party Transactions as well as the chairman and members of the Nominations, Remuneration, and Corporate Governance Committees. The officers shall be subject to removal at any time by the Board of Directors, but all officers, unless removed, shall hold office for a term of one (1) year until their successors are appointed. If any vacancy shall occur among the officers of the Corporation, such vacancy shall be filled by the Board of Directors.

### **Directors and Officers**

The following are the directors and officers of the Corporation for the term June 25, 2021 up to June 24, 2022 and until the successors shall have been elected and qualified:

#### **Jose Vicente C. Bengzon III, Filipino, 64 years old Director/Chairman of the Board**

Mr. Bengzon has been Vitarich's Chairman of the Board of Directors since 2012. He is the President & CEO of Torres Trading Company, Inc. since January 2021. He has been the Vice Chairman & Chairman of Executive Committee, Commtrend Construction Corp. since 2014; Director and Treasurer of Inception Technology Philippines Corp. since 2019; and Senior Adviser to the Board, Malayan Bank since 2018. He was Director & Chairman of Risk Management Committee of Rizal Microbank from 2010 up to 2020. He was Consultant at SGV from 1982-1985 and Financial Planning and Projects Manager of Reuters America, 1988-1990. From 1991 to 1996, he was with Dole Philippines and served in various capacities as Assistant to the Country Manager, Manager - Financial Planning Group, and Financial Analyst. He was also an Entrepreneur of Westborough Food Corporation from 1993-2001. He was Director of Philippine Quality Awards Foundation, 1998 – 2011; Board of Trustees, Philippine Quality and Productivity Movement Davao Chapter, 1998 – 1999; Board of Trustees, Davao City Chamber of Commerce and Industry, 1999 – 2000; President, Productivity Development Council – Mindanao, 1999 – 2000; and President of Abarti Artworks Corporation, 2001-2004. In 2005, he was the Chief Privatization Officer of the Department of Finance and Director of Panaro Minerals Phils. and Philippine Al Amanah Islamic Bank. He was President of Duma Group of Companies from 2006 to 2011; President of UPCC Holdings Corp until 2020; acting Chairman, Philippine National Construction Corp., 2012 – 2013 and its Board Member, 2005 - 2011; Director, Manila North Tollways Corp., 2012 - 2013; Director, South Luzon Tollways Corp., 2011 - 2012; an Independent Director of Bermaz Auto Phil's Inc. (2017); and Director & Chairman of Audit Committee of Century Peak Mining Corp., 2016 - 2018. He is a Certified Public Accountant and a graduate of De La Salle University having obtained his Bachelor of Science in Commerce and Bachelor of Arts degrees major in Economics in 1980 therefrom. He earned his Master of Business Administration at the J. L. Kellogg School of Management at Northwestern University in 1988.

#### **Ricardo Manuel M. Sarmiento, Filipino, 45 years old Director/President & Chief Executive Officer**

Mr. Sarmiento is presently the President and Chief Executive Officer of Vitarich Corporation. He leads the over-all operations of Vitarich. He holds a degree in Bachelor of Science in Tourism from the University of the Philippines in Diliman, Quezon City. He is a member of the Upsilon Sigma Phi and Rotary Club of Manila. Mr. Sarmiento joined Vitarich in July 2005.

**Stephanie Nicole M. Sarmiento-Garcia, Filipino, 42 years old**  
**Director/Executive Vice-President, Corporate Service Management Director and Treasurer**

Ms. Garcia is the EVP, Corporate Management Director and Treasurer of Vitarich Corporation. As such, she is in charge of the funds, assets, securities, receipts and disbursements of the Corporation. She oversees efficient operations, allocates funds and negotiates contracts and prices as well. Prior to Vitarich, Ms. Garcia worked as a Store Manager at *Le Pain Quotidien*, an international chain of café-style restaurants, specializing in bakery items. Early on, she held a front desk position at the *Ritz Carlton Hotel* in San Francisco. She holds a degree in International Hospitality Management from Glion Institute of Higher Education (formerly known as Glion Hotels School), a private, university-level Swiss hotel management school in Switzerland. Ms. Garcia joined Vitarich in October 2003. In February 2020, she was elected President of Philippine Association of Feedmillers, Inc. (PAFMI) and has been serving its Board for two years.

**Rogelio M. Sarmiento, Filipino, 73 years old**  
**Director**

Mr. Sarmiento had served the Corporation in different capacities as director (1982 to 1991; 2003 until 29 April 2021; October 15, 2021 to present), President and Chief Executive Officer (2003 to 24 June 2016), and Chairman of the Board of Directors (2003 to 29 June 2012). He was elected on October 15, 2021 as a director to fill in the vacancy that resulted from the untimely demise of Mr. Jose M. Sarmiento. He was also the President of L. S. Sarmiento & Co., Inc., Sarmiento Industries, Inc., Fortuna Mariculture Corporation, and Sarphil Corporation from 1968 to 1981. He obtained his Bachelor of Science in Business Administration degree from the University of San Francisco and his Master of Business Administration degree from the University of Sta. Clara in the United States of America. He was President of the Philippine Association of Feed Millers Inc. from 1990-1992 and Vice-President of the Philippine Chamber of Commerce from 1988 to 1989. Formerly a member of the Interim Batasang Pambansa, he concurrently served as Minister of State for Transportation and Communications. He also served as Deputy Director General of the National Economic and Development Authority. He was a member of the House of Representatives representing the First District of the Province of Davao del Norte from 1992 to 2001.

**Benjamin I. Sarmiento Jr., Filipino, 52 years old**  
**Director**

Mr. Sarmiento was first elected as Vitarich's Director in 1998. He is a graduate of the University of San Francisco with a degree of Bachelor of Arts in Economics. He is the Chief Executive Officer of Sarmiento Pacific Holdings and Equities (formerly Pacific Equities, Inc.) from 1989 up to the present. He is also a Director of the following companies: M3 Ventures, International Inc. from 1991 up to the present, and Ultra-Seer, Inc., Hillsdale Marketing Inc., Specialized Products & Services, Inc., Escotek, Inc. and Diversified Industrial Technology, Inc. from 2002 up to the present. He is the Chief Executive Officer of Sarmiento Pacific Agribusiness.

**Lorenzo Vito M. Sarmiento III, Filipino, 47 years old**  
**Director**

Mr. Sarmiento was elected as director on June 29, 2012. He is also the President of Lockbox Storage Inc. He is Co-founder and Chief Operating Officer of Advanced Environmental Soil Solutions, Inc. He was President of Medityre, President of Speed Space Systems, Chairman of Emphasys Process Corporation, Investor and co-founder at South Super Sports, Team Manager under contract with the Philippine Football Federation, Creative Director of Speed HKG. He graduated in 1999 from the University of San Francisco, San Francisco CA USA, with a degree in Bachelor of Science in Business Administration with emphasis in Marketing and International Business. He took up special courses in International Studies at the Richmond College in London, England and Network Engineering at Herald College, San Francisco CA, USA.

**Atty. Juan Arturo Iluminado C. De Castro, J.S.D., LL.M., Filipino, 41 years old**  
**Director**

Atty. De Castro is a practicing lawyer with a Bachelor of Laws degree from the University of the Philippines College of Law, and is the first Filipino to obtain both a Doctorate in the Science of Law (J.S.D.) and a Master of Laws (LL.M.) degree at the University of California Berkeley School of Law (Boalt Hall) in the United States of America in 2011. He authored the book on Philippine Energy Law (2012), which provides guidance for investing in the country's electric power industry. He has extensive experience in corporate rehabilitation or Chapter 11, Bankruptcy in the Philippines. He is also the managing partner of the De Castro & Cagampang-De Castro Law Firm, a boutique law firm in Makati. Their law practice includes civil and criminal litigation before various courts, appellate practice, real estate transactions, and cases before the Sandiganbayan, among others. He is currently also an Assistant Professorial Lecturer at the De La Salle University College of Law.

**Manuel D. Escueta, Filipino, 71 years old**  
**Independent Director**

Mr. Escueta was elected as an Independent Director of the Corporation on January 24, 2014. He is the Chairman of the Corporation's Nominations, Remuneration and Corporate Governance Committee. He concurrently serves as Member of the Executive Committee and Marketing Adviser of Mega Global Corporation (since February 2016); Independent Director of Union Bank Philippines (April 2021 – present); Independent Director of the City Savings Bank (August 2021 – present); Independent Director of Pascual Laboratories, Inc. (March 2016 onwards), and Vice-Chairman of the Board of Trustees of Southridge PAREF School for Boys (1997 onwards). He worked as General Advertising Manager of P&G Asia (1973-2000), Vice President for Corporate Marketing & Communication of United Laboratories, Inc. (Sept 2001- March 2004), President & CEO of Pascual Laboratories, Inc. (March 2009 - March 2012), Chairman of Pascual Consumer Health Corp (March 2010-Sept 2013). He also served as President of the EduChild Foundation (November 2004 to August 2019) and was a Board Director of the Advertising Board of the Philippines (1980-1985, 1992-1995). He is a graduate of University of the Philippines in Diliman, Quezon City, with a degree in Business Administration Major in Marketing (1972).

**Vicente Julian A. Sarza, Filipino, 69 years old**  
**Independent Director**

Mr. Sarza was first elected as Independent Director of the Corporation in 2016. He also serves as Independent Director of HC Consumer Finance Phils Inc (Home Credit) and AIB Money Market Mutual Fund, Inc. He was a director and Chief Operating Officer of Mabuhay Capital until his retirement therefrom in 2020. However, he remains to be a consultant of Mabuhay Capital. Prior to joining Mabuhay Capital, Mr. Sarza was Senior Vice President, Head of institutional banking at Asia United Bank (AUB), a publicly listed company, which operates as a universal bank. Before moving to AUB, Mr. Sarza was a Principal, Head of Advisory Services in KPMG Philippines. He was responsible for the significant expansion of market share and significant increase in recognition of KPMG Advisory as an advisory services firm in key industries such as financial institutions, energy, water, infrastructure, insurance and in government and the multilateral institutions. Over the years, Mr. Sarza's extensive experience includes successful engagements as Director to Chief Privatization Officer, rank of Undersecretary in the Privatization and Management Office (An Agency of the Department of Finance). Mr. Sarza was also a Director and Chairman of the Technical Committee Privatization Office and Special Concerns for Department of Finance (Republic of the Philippines). Mr. Sarza had various roles in the successful privatization of Maynilad, International School, Philippine Telecommunications Investment Corp., Energy Development Corp., and Iloilo Airport. Mr. Sarza spent more than 25 years in banking, his stints spanning corporate, middle market, and consumer banking with added responsibilities in his last 8 years through involvement in senior functions such as Mancom, Asset and Liabilities Management and Credit Committee duties, among others. Prior to Department of Finance, Mr. Sarza spent a total of 14 years in United Coconut Planters Bank (UCPB) and UCPB Savings Banks as Manager to First Vice President-Head of the Commercial Credit Division and President and COO, respectively. Mr. Sarza holds a A.B. Economics from the Ateneo De Manila University.



## **Executive Officers**

### **Atty. Aison Benedict C. Velasco, Filipino, 43 years old** **Corporate Secretary**

Atty. Velasco was first appointed as Corporate Secretary of the Corporation last April 26, 2019. He is presently a Partner of the Angara Abello Concepcion Regala & Cruz Law Office (ACCRALAW), the firm he joined in 2003. He obtained his bachelor's degree from the Ateneo de Manila University in 1999 and his Juris Doctor law degree from the same university in 2003 graduating with Second Honors. Presently, he acts as Corporate Secretary of several companies, including AB Mauri Philippines, Inc., ELC Beauty, Inc., Smartmatic Philippines, Inc., UBS Securities Philippines, Inc., UBS Investments Philippines, Inc., Grey Philippines, Inc., Shin Clark Power Holdings, Inc. and other local companies.

### **Atty. Mary Christine C. Dabu-Pepito, CCO, Filipino, 36 years old** **Assistant Corporate Secretary/Compliance Officer/Corporate Information Officer**

Atty. Dabu-Pepito was first appointed as the Corporation's Assistant Corporate Secretary/Compliance Officer/Corporate Information Officer on March 21, 2016. She obtained her Bachelor of Arts in Broadcast Communication degree from the University of the Philippines – Diliman and graduated *Cum Laude* in 2006. She took up her Bachelor of Laws degree at the San Beda University-Manila in 2011 and was admitted to the Bar on March 28, 2012. She joined Dulay, Pagunsan & Ty Law Offices as one of its Associate Lawyers until May 2013. From June 2013 up to March 2016, she was an Associate Lawyer at Dabu & Associates Law Office and was appointed as a Partner of the said firm on April 2016. Her areas of practice include civil, family, criminal, commercial, administrative, employment and labor law litigation as well as corporate and commercial services. She is also one of the Corporation's legal counsels. She is an alumna of the 5<sup>th</sup> Cohort of the Applied Sustainability Management in Asia Pacific (ASMAM 5) held on October 2019. Organized by the Center for Social Responsibility of the University of Asia and the Pacific, ASMAM is an executive training program for linking sustainability and business performance. She is a Certified Compliance Officer having completed and passed the qualifying examinations of the 11-session Certification Course for Compliance Officers administered by the Center for Global Best Practices on March 2, 2022 up to April 5, 2022.

## **Other Executive Officers**

### **Reynaldo D. Ortega, Filipino, 52 years old** **Senior Vice President and General Manager Poultry, Food and Feed Sales Division**

Dr. Ortega is a Doctor of Veterinary Science and Medicine and he obtained his degree in Central Luzon State University in 1992. He also earned his degree in Bachelor of Science in Animal Husbandry in the same University in 1990. He took up his Master Degree at University of Asia and the Pacific on Agribusiness Executive Program in 2018. He started as Production Supervisor in Purefoods Corporation in Sto. Tomas, Batangas and was later assigned as Veterinary Supervisor at Purefood's JMT office in Ortigas, Pasig. He joined Vitarich in 1994 as Extension Veterinarian and, since then, handled various positions as Veterinary Services Group Head, Contract Growing Operations Head, Technical Head, Poultry and Livestock Division Head, until his appointment as Senior Vice President and General Manager-Poultry and Foods Division in March 2018. His training includes Poultry Tunnel Ventilation System, Poultry Management in Cage System, Immunology and Virology, and Artificial Insemination in Broiler Breeder. He attended various symposiums about Poultry production, processing and marketing in USA, Europe and Asia.

### **Maria Alicia C. Arnaldo, Filipino, 51 years old** **Executive Vice President & Chief Finance Officer**

Ms. Arnaldo has more than 20 years of experience as a finance senior executive with extensive background in accounting, controllership, taxation, compliance, treasury, asset-liability management, risk management, business and financial planning, capital budgeting, fund-raising, IPO, M&A, strategic investments/ alliances, creditor/ investor relations, and fintech. Prior to joining the Corporation, she was an independent senior management consultant for

finance and strategy, serving a multitude of industries particularly banking/financial services, technology, and business process outsourcing. She was the CFO of East West Banking Corporation from 2015 to 2017. She played a key role in the IPO of Asia United Bank in 2013 and the formulation of the financial transformation plan of Philippine Bank of Communications in 2012. She served as Chief of Strategy and Risk Management as well as deputy CFO in International Exchange Bank (now Union Bank of the Philippines) from 2000 to 2006. Ms. Arnaldo is a graduate of Ateneo de Manila University with a Bachelor of Science degree in Management Engineering.

**Alicia G. Danque, Filipino, 48 years old**

**Vice President & Supply Chain Director, Alternate Corporate Information Officer**

Ms. Danque was appointed as Vice President & Supply Chain Director effective January 1, 2020 to provide over-all supply chain directions from integrated planning, procurement of raw material & services, and feedmill, warehouse & logistics operations in order to further improve productivity and efficiency and reduce costs while securing high quality material.

Hired in 1995, Ms. Danque was Corporate Planning Manager for 16 years. She was born in Bulacan, where she currently resides. She is a graduate of BS Industrial Engineering at Mapua University and took up postgraduate courses in Philippine Women's University and University of Asia and the Pacific.

**Elaine C. Nantes, Filipino, 58 years old**

**Vice President & Quality Assurance/Research & Development Foods Technical Director**

Ms. Nantes has more than 30 years of managerial experience in the food industry particularly in the aspects of Food Processing, Production, Engineering, Quality and Food Safety Management. She was previously employed as Value-Added Operations Manager, Food Safety, Plant Manager, Project Manager and has managed business relationships in a third-party tolling plant operation set-up. She was known as "the Food Safety Guru" of San Miguel Pure Foods, Co. She was responsible for establishing and propelling the quality and food safety, making sure guidelines, requirements and known regulatory and voluntary food safety standards are followed by the company-owned manufacturing facilities and its third party-owned food plants. She was also responsible for ensuring that quality systems for the safety and suitability of food products will be established, implemented, controlled, and updated. Under her management, 43 food facilities were GMP and HACCP certified with more than 80 food products with HACCP certification: 6 food plants with ISO 22000 and ISO 9001 certification. She is the prime mover in decreasing the cost of non-conformities through quality and productivity initiatives while employed and serving as a consultant to her clients in the food industry. In 2005, she had a chance to serve as the Chairperson for the National Meat Advisory Council of the Department of Agriculture – National Meat Inspection Services (Philippines). She was also awarded by her alma mater, the University of Santos Tomas, *the Albertus Magnus Award* of the College of Science for alumna who excelled in their chosen field of expertise and in her case in Microbiology.

**Emmanuel S. Manalang, Filipino, 58 years old**

**Vice President & Nutrition and Research & Development Manager**

Dr. Emmanuel S. Manalang was appointed as Vice President & Nutrition and Research & Development Manager on August 1, 2019. He is a graduate of Veterinary Medicine from the University of the Philippines in 1985. He started his career in Animal Nutrition working for ER Squibb and Sons Philippines as a Vitamin Mineral Specialist. He has developed his skills by enriching his experience working with Ciba Geigy Philippines, Ajinomoto, Amino Acid Department as a Technical Manager. He has been an Animal Nutritionist/Nutrition consultant for many commercial feed mills and farm operations nationwide since 1989. Dr. Manalang has a vast experience in the field of Swine and Poultry Nutrition, Aqua Nutrition and Pet Nutrition. He is also engaged in exotic bird breeding and management.

**Carmencita S. Policarpio, 59 years old**  
**Vice President & General Manager**

Ms. Policarpio is a Licensed Chemical Engineer and has been in the manufacturing industry for more than 30 years. She has extensive work experience in developing and implementing effective quality control processes, quality management, laboratory and production/plant management. She has been with the Corporation since 10 October 2016 and as such, has been assigned in the Corporation's feed mill plants, hatcheries, poultry/swine farms, and warehouses. She has attended several trainings and conventions in Thailand, Singapore and Indonesia. It was under her management when the Corporation's feed mill plants were given ISO 22000:2018 FSMS (Food Safety Management System) Certification by the Certification International Phils, Inc. and when the Corporation was granted HACCP (Hazard Analysis and Critical Control Points) certification. Ms. Policarpio is presently serving as a Technical Committee Member of the Philippine Institute of Chemical Engineers - CAMANAVA Chapter. Prior to joining the Corporation, she worked as Plant Manager of Secret Recipes Foods Corp. (Subsidiary of Robinson's Group), Assistant Manufacturing Manager of Plastic Container Packaging Corp, a food packaging company, and QA Manager then promoted to Plant Manager of Vassar Industries Inc. (Food Packaging company).

**Glenmark R. Seducon, Filipino, 31 years old**  
**Chief Audit Executive**

Mr. Glenmark Seducon was appointed as Chief Audit Executive on August 23, 2019. Prior to joining the Company, he was a former Audit Associate Manager in Reyes Tacandong & Co. (a member firm of RSM International) with over 5 years of experience in handling audit of both private and publicly-listed companies in the field of manufacturing, hotel and restaurants, real estate, foundations, port operations, retails, not-for-profit corporations, service organizations and BPO. A Certified Public Accountant, Mr. Seducon graduated from Far Eastern University – Manila and received his Bachelor of Science in Accountancy as Magna Cum Laude.

In 2021, Mr. Seducon obtained an accreditation as public practitioner from the Board of Accountancy (BOA) and the Bureau of Internal Revenue (BIR). Mr. Seducon is also an active member in good standing of the Institute of Internal Auditors - Philippines (IIAP), the Philippine Institute of Certified Public Accountants (PICPA) and the Certified Public Accountants in Public Practice (ACPAPP).

**Significant Employees**

The Corporation treats the contributions and services rendered of each employee as significant no matter how small the contributions or the work performed are.

**Family Relationships**

Director Rogelio M. Sarmiento is the father of Directors Ricardo Manuel M. Sarmiento and Stephanie Nicole S. Garcia.

Directors Benjamin I. Sarmiento Jr. and Lorenzo Vito M. Sarmiento III are the cousins of Directors Ricardo Manuel M. Sarmiento and Stephanie Nicole S. Garcia.

**Involvement in Certain Legal Proceedings**

The Company has no knowledge of any event during the past five (5) years up to the latest filing date, where any of its directors or executive officers had been or are currently involved in any criminal or bankruptcy proceedings or subject of any order or judgment of any court or quasi-judicial agency, whether local or foreign, effecting his/her involvement in business, securities, commodities or banking activities.

## Item 10. EXECUTIVE COMPENSATION

### Standard Arrangement

The members of the Board of Directors are entitled to a per diem of P10,000.00 for regular meetings whereas the members of the Audit, Risk Oversight, Related Party Transactions, Corporate Governance and Compensation & Nomination Committees are entitled to a per diem of P5,000.00 for every meeting participation.

### Arrangements with Directors & Officers

The Company does not extend or grant warrants or options to its executive officers and directors. Thus, it has no obligation to disclose information pertaining to warrants and options. The market value of the shares of stock, if any, received by the Company's executives and officers approximate the compensation that they should have received had the payment been made in other form of consideration at the grant date.

### Executive Compensation

The compensation includes the following:

	2021	2020	2019
Short-term employee benefits	35,561,949	41,524,264	38,616,323
Retirement benefits	5,872,830	2,984,183	3,909,370
Others	10,784,789	2,303,769	2,201,141
	52,219,569	46,812,216	44,726,834

The aggregate compensation including other remunerations during the last two fiscal years, as well as those estimated to be paid in the ensuing fiscal year to the Corporation's Chief Executive Officer and Officers is as follows: (in millions of Pesos)

NAME & PRINCIPAL POSITION	YEAR	SALARY	Bonus & Others
1. RICARDO MANUEL M. SARMIENTO – CEO/President	2021		
2. STEPHANIE NICOLE S. GARCIA- EVP, Corporate Management Services Director/Treasurer	2021		
3. REYNALDO D. ORTEGA – SVP & GM Poultry, Food and Feed Sales Division	2021		
4. ALICIA G. DANQUE – VP & Supply Chain Director, Alternate Corporate Information Officer	2021		
5. EMMANUEL S. MANALANG - VP & Nutrition/R&D Head	2021		
TOTAL (Estimated)	2022	20.24	-
	2021	20.40	-
	2020	20.28	-
ALL OTHER OFFICERS & DIRECTORS AS A COMPANY UNNAMED (Estimated)	2022	2.49	-
	2021	2.32	-
	2020	2.02	-

The following are the five highest compensated officers of the Company:

1. **Ricardo Manuel M. Sarmiento** – CEO/President
2. **Stephanie Nicole S. Garcia** – EVP, Corporate Management Services Director/Treasurer
3. **Reynaldo D. Ortega** – SVP & GM Poultry, Food and Feed Sales Division
4. **Alicia G. Danque** – VP & Supply Chain Director/ Alternate Corporate Information Officer
5. **Emmanuel S. Manalang** - VP & Nutrition/R&D Head

#### Item 11. SECURITY OWNERSHIP OF CERTAIN BENEFICIAL OWNERS AND MANAGEMENT

##### Security Ownership of Certain Record and Beneficial Owners

The following are the owners of record and beneficial owners of more than 5% of the Corporation's voting securities as of December 31, 2021 are as follows:

Title of Class	Name, Address of Record Owner & Relationship with Issuer	Name of Beneficial Owner & Relationship w/ Record Owner	Citizenship	No. of Shares	Percent of Class
Common Shares	<b>PCD NOMINEE CORPORATION (FILIPINO)</b> 37/F The Enterprise Center, Ayala Avenue Corner, Makati City	Various Beneficial Owners	Filipino	2,914,880,907	95.43%
	<b>KORMASINC, INC.</b> 7th Floor, LTA Bldg., 118 Perea St. Legazpi Village, Makati City	Various Beneficial Owners	Filipino	1,480,532,604	48.47%
	<b>CHOCOHOLIC HOLDINGS, INC.</b> Vitarich Corporation Compound, Marilao San Jose Road Brgy. Sta. Rosa I, Marilao, Bulacan	Various Beneficial Owners	Filipino	705,666,000	23.10%

##### Security Ownership of Management

The number of common shares beneficially owned by directors and executive officers as of December 31, 2021 is as follows:

NAME OF BENEFICIAL OWNER	AMOUNT & NATURE OF BENEFICIAL OWNERSHIP	CITIZENSHIP	PERCENT OF CLASS
Jose Vicente C. Bengzon III	10,000	Filipino	0.00%
Rogelio M. Sarmiento	6,386,320	Filipino	0.21%
Benjamin I. Sarmiento Jr.	199	Filipino	0.00%
Ricardo Manuel M. Sarmiento	55,240,990	Filipino	1.81%
Stephanie Nicole S. Garcia	104,359	Filipino	0.00%
Lorenzo Vito M. Sarmiento III	500	Filipino	0.00%
Vicente J.A. Sarza	1	Filipino	0.00%
Manuel D. Escueta	1	Filipino	0.00%
Juan Arturo Iluminado C. de Castro	18,027,034	Filipino	0.59%
Aison Benedict C. Velasco	0	Filipino	0.00%
Mary Christine Dabu-Pepito	0	Filipino	0.00%
Reynaldo D. Ortega	1,219,974	Filipino	0.04%
Alicia G. Danque	0	Filipino	0.00%
Maria Alicia C. Arnaldo	0	Filipino	0.00%
Emmanuel S. Manalang	0	Filipino	0.00%
Elaine C. Nantes	0	Filipino	0.00%
Carmencita S. Policarpio	0	Filipino	0.00%
Glenmark R. Seducon	0	Filipino	0.00%

## Item 12. RELATED PARTY TRANSACTIONS

The Company engages, in the normal course of business, in various transactions with its related parties which include stockholders, entities under common control, key management and others, as described below. Unless otherwise indicated, settlement of related party transactions are made thru cash.

### Payable to a Stockholder

*Settlement of Restructured Debt.* Payable to a stockholder resulted mainly from the acquisition by Kormasinc of the Company's restructured debt from creditors. Of the restructured debt of P3.2 billion acquired by Kormasinc (including interest of P200.0 million), P2.4 billion was converted to equity in 2013.

On December 22, 2017, the SEC approved the debt to equity conversion of the remaining payable of P407.1 million to Kormasinc at P1.52 a share. Consequently, Kormasinc's ownership interest increased from 69.20% to 71.90% (see Notes 1 and 25).

### Due to and from related parties

*Trade Receivables.* The Company sells animal feeds, raw materials, feed supplements and dressed chicken to related parties, which are due within 90 days and are non-interest bearing (see Note 7).

*Advances to and from Related Parties.* The Company grants unsecured advances to its related parties for working capital requirements. These are payable on demand, hence, are classified under current assets in the consolidated statements of financial position.

*Trade Payable.* The Company buys raw materials, hogs, and breeder flocks from related parties and sells animal feeds, raw materials, feed supplements and dressed chicken to related parties. These are noninterest-bearing and are generally on a 90-day credit term. (see Note 14).

*Operating leases – the Company as lessor.* The Company is a lessor to related party leases covering the lease of a dressing plant, ice plant and rendering plant in Bulacan (i.e., dressing and rendering), which has a remaining lease term of around 3 years.

Summarized below are the outstanding accounts arising from these transactions (see Notes 7, 14 and 20):

		2021		2020	
Related Parties	Nature of Transactions	Amount of Transactions	Outstanding Balances	Amount of Transactions	Outstanding Balances
Trade and other receivables					
Entities under common control	Sales	₱1,426,066,299		₱1,072,194,796	
	Collections	(1,358,918,127)	₱262,799,719	(1,105,153,625)	₱195,651,548
Trade and other payables					
Entities under common control	Purchases	₱1,744,904,273		₱1,429,424,720	
	Payments	(1,697,114,977)	₱89,707,830	(1,481,354,755)	₱41,918,534
Operating lease					
Entities under common control	Rental income	₱11,096,404		₱11,895,676	
	Collection	(5,835,411)	₱5,260,993	(11,895,676)	₱—

The Company also availed of interest-bearing advances from a shareholder which are payable within a year. On September 28, 2020 to November 27, 2020, the Company was granted a series of advances (term: 90 day; interest rate: 3% per annum) amounting to ₱89.9 million from one of the Company's stockholders.

Related Party	Nature of Transactions	2021		2020	
		Amount of Transactions	Outstanding Balances	Amount of Transactions	Outstanding Balances
Stockholder	Advances for working capital	₱–		₱89,905,000	
	Interest	₱–	₱–	407,532	₱76,633,329

## Advances to Officers and Employees

The Company grants unsecured, noninterest-bearing advances to its officers which are normally collected within one year through salary deduction (see Note 7). Certain officers also pay operating expenses on behalf of the Company which are payable upon demand (see Note 14). Shown below are the movements in the accounts.

	Nature of Transactions	2021		2020	
		Amount of Transactions	Outstanding Balances	Amount of Transactions	Outstanding Balances
Advances to officers and employees	Net transactions	<b>₱473,848</b>	<b>₱12,474,296</b>	(₱137,572)	₱12,000,448

## Compensation of Key Management Personnel

The compensation includes the following:

	2021	2020	2019
Short-term employee benefits	<b>₱43,561,950</b>	₱41,524,264	₱38,616,323
Retirement benefits	<b>5,872,830</b>	2,984,183	3,909,370
Others	<b>2,784,789</b>	2,303,769	2,201,141
	<b>₱52,219,570</b>	₱46,812,216	₱44,726,834

## Voting Trust Holders of 5% or more

The Company is not aware of any person holding more than 5% of its common shares under a voting trust or similar agreement as there has been no voting trust agreement which has been filed with the Company and the Securities and Exchange Commission, as required under the Corporation Code.

## Description of any arrangement which may result in a change in control of the Corporation

There are no arrangements that will affect or change the ownership.

## PART IV – CORPORATE GOVERNANCE

### Item 13. CORPORATE GOVERNANCE

The Company complies and adheres to its Amended Manual on Corporate Governance. The Board of Directors and the management, from time to time, make the necessary amendments to its policies and strategies to ensure business continuity while employing the best practices in corporate governance. The members of the Board of Directors disclose any potential or actual conflict of interest they may have in a transaction presented for approval of the Board. They likewise inhibit from the discussions and voting of the said transaction. The Company continues to improve its corporate governance practices. The Company approved on December 16, 2021 its Whistleblowing Policy, which effectively amended and improved its then Whistleblowing Policy.

## PART V – EXHIBITS AND SCHEDULES

### Item 14. EXHIBITS AND REPORTS ON SEC FORM 17-C

(a) Exhibits

The exhibits, as indicated in the Index to Exhibits, are neither applicable to the Company nor require an answer.

(b) Reports on SEC Form 17-C

The following are the items reported under SEC Form 17-C for the year 2021:


Date of Report	REMARKS
April 12, 2021	Approval of 2020 Audited Financial Statement
April 16, 2021	Notice of Annual General Meeting 2021
April 29, 2021	Resignation of Directors (Mr. Levi F. Diestro and Mr. Rogelio M. Sarmiento)
May 17, 2021	Appointment of Mr. Rogelio M. Sarmento as Chairman Emeritus
May 17, 2021	Press Release: Vitarich: Ready for 2021
May 27, 2021	List of Stockholders entitled to vote as of record date May 25, 2021
June 25, 2021	Results of 2021 Annual General Meeting and Organizational Meeting of the Board of Directors
July 29, 2021	Death of Director Jose M. Sarmiento
August 16, 2021	Press Release: Vitarich reports Highest ever Net Income of P276.9 million for First Half of 2021
August 20, 2021	Appointment of Onward IR as Investor Relations Consultant and Creation of a Disclosure Committee and Market Disclosure and Communication
October 15, 2021	Election of Mr. Rogelio M. Sarmiento as Director
October 19, 2021	Appointment of Mr. Andrew B. Bunggo as EVP and Chief Finance Officer
October 21, 2021	Resignation of Mr. Andrew B. Bunggo as EVP and Chief Finance Officer
October 27, 2021	Approval of Memorandum of Understanding of Vitarich Corp. and Luzon Agriventures Inc.
November 12, 2021	Received ECC Amendment Certificate
November 15, 2021	Press Release: Vitarich sets New Nine-month Revenue record
December 3, 2021	Appointment of Ms. Melise Arnaldo as EVP and Chief Finance Officer
December 16, 2021	Press Release: Acquisition of Barbatos Ventures Corporation
December 16, 2021	Acquisition of Barbatos Ventures Corporation
December 16, 2021	Press Release: Power Supply Agreement with Corenergy





**SIGNATURES**


Pursuant to the requirements of Section 17 of the Code and Section 141 of the Corporation Code (now Section 177 of the Revised Corporation Code of the Philippines), this report is signed on behalf of the issuer by the undersigned, thereunto duly authorized, in the City of **MARILAO, BULACAN** on **APR 12 2022** 20\_\_.

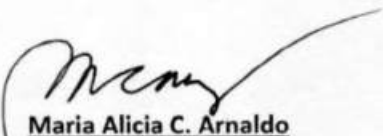
By:

  
**Ricardo Manuel M. Sarmiento**  
CEO & President  
(Principal Executive Officer)

  
**Marian A. Dionisio**  
Comptroller  
(Principal Accounting Officer)

  
**Stephanie Nicole S. Garcia**  
Treasurer  
(Principal Operating Officer)


  
**Atty. Alson Benedict C. Velasco**  
Corporate Secretary


  
**Maria Alicia C. Arnaldo**  
SVP & Chief Finance Officer  
(Principal Finance Officer)

**SUBSCRIBED AND SWORN** to before me this **APR 12 2022** day of **20\_\_** affiant(s) exhibiting to me his/their Valid Identification numbers, as follows:

NAMES	VALID ID NO.	DATE OF EXPIRATION
Ricardo Manuel M. Sarmiento	Philippine Passport No. P5222213A	December 1, 2022
Stephanie Nicole S. Garcia	Philippine Passport No. P8599175B	December 28, 2031
Marian A. Dionisio	SSS No. 33-7232262-8	
Atty. Alson Benedict C. Velasco	Driver's License No. C10-95-114434	March 13, 2024
Maria Alicia C. Arnaldo	Driver's License No. N03-91-114219	May 25, 2023

DOC. NO. 377  
PAGE NO. 68  
BOOK NO. 7  
SERIES OF 2022



  
**ATTY. NENITA DE TUASON**  
NOTARY PUBLIC  
PNC-48-MB-2020 UNTIL DEC. 31, 2022  
SANDICO ST., PUBLACION 1, MARILAO/BULACAN  
IBP LIFE NO. 591042/BULACAN/5/17/2004  
PTR NO. 1000488 1/11/2022  
TIN NO. 170-907-664-000  
ATTORNEY ROLL NO. 47194  
MCLE EXEMPTION NO. VI-SCA000162 UNTIL APRIL 14, 2024  
REISSUED ON OCT. 29, 2020



**V I T A R I C H**

## STATEMENT OF MANAGEMENT'S RESPONSIBILITY FOR FINANCIAL STATEMENTS


The Management of **Vitarich Corporation and Subsidiaries (the Company)** is responsible for the preparation and fair presentation of the consolidated financial statements including the schedules attached therein as at and for the year ended **December 31, 2021 and 2020** in accordance with Philippine Financial Reporting Standards, and for such internal control as management determines is necessary to enable the preparation of the consolidated financial statements that are free from material misstatement, whether due to fraud or error.


In preparing the consolidated financial statements, management is responsible for assessing the Company's ability to continue as a going concern, disclosing, as applicable matters related to going concern and using the going concern basis of accounting unless management either intends to liquidate the Company or to cease operations, or has no realistic alternative but to do so.

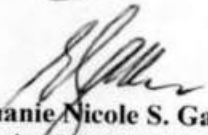
The Board of Directors is responsible in overseeing the Company's financial reporting process.

The Board of Directors reviews and approves the consolidated financial statements including the schedules attached therein, and submits the same to the stockholders.

**Sycip Gorres Velayo and Co.**, the independent auditor appointed by the stockholders, has audited the consolidated financial statements of the Company in accordance with Philippine Standards on Auditing, and in its report to the stockholders, has expressed its opinion on the fairness of presentation upon completion of such audit.

  
**Jose Vicente C. Bengzon III**  
Chairman of the Board

  
**Ricardo Manuel M. Sarmiento**  
President/Chief Executive Officer

  
**Stephanie Nicole S. Garcia**  
Executive Vice President & Corporate Management Services Director / Treasurer

**APR 12 2022**

Signed this \_\_\_\_ day of \_\_\_\_ 2022

SUBSCRIBED AND RETURN TO BEFORE ME THIS DAY  
**APR 12 2022** AT MARILAO, BULACAN AFFILIANTS  
EXHIBITED HIS/HER CTC NO. \_\_\_\_\_  
ISSUED ON \_\_\_\_\_ AT \_\_\_\_\_



DOC. NO. 334  
PAGE NO. 49  
BOOK NO. 1  
SERIES OF WY

**ATTY. NENITA D.C. TUASON**

NOTARY PUBLIC  
PNC-48-MB-2020 UNTIL DEC. 31, 2022  
SANCICO ST., POBLACION 1, MARILAO, BULACAN  
IBP LIFE NO. 5910-42/BULACAN/5/19/2003  
PTR NO. 1000438 1/11/2022  
TIN NO. 170-907-664-000  
ATTORNEY ROLL NO. 47194

100% EXEMPTION NO. VA-ACAD001862 UNTIL APRIL 14, 2022  
REISSUED ON OCT. 29, 2020

# **CONSOLIDATED FINANCIAL STATEMENTS**

# COVER SHEET

for

## AUDITED FINANCIAL STATEMENTS

SEC Registration Number

0	0	0	0	0	0	2	1	1	3	4
---	---	---	---	---	---	---	---	---	---	---

### COMPANY NAME

V	I	T	A	R	I	C	H		C	O	R	P	O	R	A	T	I	O	N		A	N	D		S	U	B	S	I
D	I	A	R	I	E	S																							

### PRINCIPAL OFFICE (No. / Street / Barangay / City / Town / Province)

M	a	r	i	l	a	o	-	S	a	n		J	o	s	e		R	o	a	d	,		S	t	a	.		R	o
s	a		I	,		M	a	r	i	l	a	o	,		B	u	l	a	c	a	n								

Form Type

A	A	C	F	S
---	---	---	---	---

Department requiring the report

C	R	M	D
---	---	---	---

Secondary License Type, If Applicable

N	/	A	
---	---	---	--

### COMPANY INFORMATION

Company's Email Address

agd@vitarich.com

Company's Telephone Number

(044) 843-3033

Mobile Number

(0918) 848 2200

No. of Stockholders

4,126

Annual Meeting (Month / Day)

Last Friday of June

Fiscal Year (Month / Day)

December 31

### CONTACT PERSON INFORMATION

The designated contact person **MUST** be an Officer of the Corporation

Name of Contact Person

Ms. Stephanie Nicole S. Garcia

Email Address

nsg@vitarich.com

Telephone Number/s

(044) 843-3033

Mobile Number

(0918) 8482258

### CONTACT PERSON'S ADDRESS

Marilao-San Jose Road, Sta. Rosa I, Marilao, Bulacan

**NOTE 1** In case of death, resignation or cessation of office of the officer designated as contact person, such incident shall be reported to the Commission within thirty (30) calendar days from the occurrence thereof with information and complete contact details of the new contact person designated.

**2** All Boxes must be properly and completely filled-up. Failure to do so shall cause the delay in updating the corporation's records with the Commission and/or non-receipt of Notice of Deficiencies. Further, non-receipt of Notice of Deficiencies shall not excuse the corporation from liability for its deficiencies.



## INDEPENDENT AUDITOR'S REPORT

The Stockholders and the Board of Directors  
Vitarich Corporation and Subsidiaries  
Marilao-San Jose Road, Sta. Rosa I  
Marilao, Bulacan

### Opinion

We have audited the consolidated financial statements of Vitarich Corporation and Subsidiaries (the Company), which comprise the consolidated statements of financial position as at December 31, 2021 and 2020, and the consolidated statements of comprehensive income, consolidated statements of changes in equity and consolidated statements of cash flows for each of the three years in the period ended December 31, 2021, and notes to the consolidated financial statements, including a summary of significant accounting policies.

In our opinion, the accompanying consolidated financial statements present fairly, in all material respects, the consolidated financial position of the Company as at December 31, 2021 and 2020, and its consolidated financial performance and its consolidated cash flows for each of the three years in the period ended December 31, 2021 in accordance with Philippine Financial Reporting Standards (PFRSs).

### Basis for Opinion

We conducted our audits in accordance with Philippine Standards on Auditing (PSA). Our responsibilities under those standards are further described in the *Auditor's Responsibilities for the Audit of the Consolidated Financial Statements* section of our report. We are independent of the Company in accordance with the Code of Ethics for Professional Accountants in the Philippines (Code of Ethics) together with the ethical requirements that are relevant to the audit of the consolidated financial statements in the Philippines, and we have fulfilled our other ethical responsibilities in accordance with these requirements and the Code of Ethics. We believe that the audit evidence we have obtained is sufficient and appropriate to provide a basis for our opinion.

### Key Audit Matters

Key audit matters are those matters that, in our professional judgment, were of most significance in our audit of the consolidated financial statements of the current period. These matters were addressed in the context of our audit of the consolidated financial statements as a whole, and in forming our opinion thereon, and we do not provide a separate opinion on these matters. For each matter below, our description of how our audit addressed the matter is provided in that context.



We have fulfilled the responsibilities described in the *Auditor's Responsibilities for the Audit of the Consolidated Financial Statements* section of our report, including in relation to these matters. Accordingly, our audit included the performance of procedures designed to respond to our assessment of the risks of material misstatement of the consolidated financial statements. The results of our audit procedures, including the procedures performed to address the matters below, provide the basis for our audit opinion on the accompanying consolidated financial statements.

### ***Adequacy of Allowance for Expected Credit Losses on Receivable from Insurance***

The Company applies general approach in calculating expected credit losses (ECL) on its receivable from insurance. As at December 31, 2021, the carrying value of the Company's receivable from insurance amounted to ₱70.2 million. The Company is currently involved in legal proceedings to pursue the collection of the remaining balance of receivable from insurance. We considered this as a key audit matter because of the materiality of the amount involved, and the significant management judgment required in assessing whether the amount is impaired.

The disclosures on the receivable from insurance are included in Note 10 to the consolidated financial statements.

### ***Audit Response***

We obtained an understanding of the methodologies and models used for the Company's assessment on the realizability of the receivable from insurance and the estimation of such amount. We discussed with management the status of the legal proceedings and obtained correspondences and opinions of the external legal counsel. We obtained management's legal bases in pursuing the insurance claim. We also evaluated management's estimate of the amount and timing of the future cash inflows from this receivable and the related effective interest rate used to discount the cash flows by comparing them to internal and market data.

### ***Fair Value of Biological Assets***

The Company's biological assets are accounted for at fair value. The carrying value of the Company's biological assets amounted ₱52.5 million as at December 31, 2021 and the Company's fair value adjustment on biological assets for the year then ended in the statement of comprehensive income amounted to ₱55.1 million. The valuation of biological assets is significant to our audit because the estimation process involves significant management estimate and is based on assumptions that can be affected by natural phenomena. The key assumptions for the fair value of the biological assets include the livestock's future selling prices, hatchability and mortality rate, estimated volume of production and future growing costs, including the impact associated with coronavirus pandemic.

The disclosures on the fair value of biological assets are included in Notes 4, 8 and 17 to the consolidated financial statements.



#### *Audit Response*

We obtained an understanding of management's fair value measurement methodology and their process in valuing the biological assets. We tested the key assumptions used in the valuation, which include the livestock's future selling prices, hatchability and mortality rate, estimated volume of production and future growing costs, taking into consideration the impact associated with coronavirus pandemic, by comparing them to external data such as selling prices in the principal market and historical information.

We also assessed the adequacy of the related disclosures on the assumptions underlying the measurement of these biological assets.

#### ***Valuation of Investment Properties at Fair Value and Property, Plant and Equipment at Revalued Amount***

The Company accounts for its investment properties using the fair value model and property, plant and equipment (except transportation equipment and construction in-progress) at revalued amount. These properties represent 44.6% of the total consolidated assets as at December 31, 2021. We considered this as key audit matter since the determination of the fair values of these properties involves significant management judgment and estimations. The valuation also requires the assistance of external appraisers whose calculations also depend on certain assumptions such as sales and listing of comparable properties registered within the vicinity, adjustments to sales price, market rent levels, expected vacancy rate, interest rates, and explicit forecast period based on internal and external factors. Other assumptions used in the valuation also include the current replacement cost of an asset and the related deductions for physical deterioration and other relevant forms of obsolescence.

The disclosures relating to property, plant and equipment and investment properties are included in Notes 11 and 12 of the consolidated financial statements, respectively.

#### *Audit Response*

We evaluated the competence, capabilities and qualifications of the external appraisers by considering their qualifications, experience and reporting responsibilities. We assessed the methodology adopted by referencing common valuation models and assessed the relevant information supporting the sales and listings of comparable properties by checking the market prices of properties within the vicinity and the reproduction costs against current market prices on a sample basis. We compared the inputs and assumptions used with internal and external evidence such as lease contracts, historical vacancy rates, and published market data. We also inquired from the external appraisers the basis of adjustments made to the sales price.

#### **Other Information**

Management is responsible for the other information. The other information comprises the information included in the SEC Form 20-IS (Definitive Information Sheet), SEC Form 17-A and Annual Report for the year ended December 31, 2021 but does not include the consolidated financial statements and our auditor's report thereon. The SEC Form 20-IS (Definitive Information Statement), SEC Form 17-A and Annual Report for the year ended December 31, 2021 are expected to be made available to us after the date of this auditor's report.



Our opinion on the consolidated financial statements does not cover the other information and we do not and will not express any form of assurance conclusion thereon.

In connection with our audit of the consolidated financial statements, our responsibility is to read the other information identified above and, in doing so, consider whether the other information is materially inconsistent with the consolidated financial statements or our knowledge obtained in the audits, or otherwise appears to be materially misstated.

### **Responsibilities of Management and Those Charged with Governance for the Consolidated Financial Statements**

Management is responsible for the preparation and fair presentation of the consolidated financial statements in accordance with PFRSs, and for such internal control as management determines is necessary to enable the preparation of consolidated financial statements that are free from material misstatement, whether due to fraud or error.

In preparing the consolidated financial statements, management is responsible for assessing the Company's ability to continue as a going concern, disclosing, as applicable, matters related to going concern and using the going concern basis of accounting unless management either intends to liquidate the Company or to cease operations, or has no realistic alternative but to do so.

Those charged with governance are responsible for overseeing the Company's financial reporting process.

### **Auditor's Responsibilities for the Audit of the Consolidated Financial Statements**

Our objectives are to obtain reasonable assurance about whether the consolidated financial statements as a whole are free from material misstatement, whether due to fraud or error, and to issue an auditor's report that includes our opinion. Reasonable assurance is a high level of assurance, but is not a guarantee that an audit conducted in accordance with PSA will always detect a material misstatement when it exists. Misstatements can arise from fraud or error and are considered material if, individually or in the aggregate, they could reasonably be expected to influence the economic decisions of users taken on the basis of these consolidated financial statements.

As part of an audit in accordance with PSA, we exercise professional judgment and maintain professional skepticism throughout the audit. We also:

- Identify and assess the risks of material misstatement of the consolidated financial statements, whether due to fraud or error, design and perform audit procedures responsive to those risks, and obtain audit evidence that is sufficient and appropriate to provide a basis for our opinion. The risk of not detecting a material misstatement resulting from fraud is higher than for one resulting from error, as fraud may involve collusion, forgery, intentional omissions, misrepresentations, or the override of internal control.





- Obtain an understanding of internal control relevant to the audit in order to design audit procedures that are appropriate in the circumstances, but not for the purpose of expressing an opinion on the effectiveness of the Company's internal control.
- Evaluate the appropriateness of accounting policies used and the reasonableness of accounting estimates and related disclosures made by management.
- Conclude on the appropriateness of management's use of the going concern basis of accounting and, based on the audit evidence obtained, whether a material uncertainty exists related to events or conditions that may cast significant doubt on the Company's ability to continue as a going concern. If we conclude that a material uncertainty exists, we are required to draw attention in our auditor's report to the related disclosures in the consolidated financial statements or, if such disclosures are inadequate, to modify our opinion. Our conclusions are based on the audit evidence obtained up to the date of our auditor's report. However, future events or conditions may cause the Company to cease to continue as a going concern.
- Evaluate the overall presentation, structure and content of the consolidated financial statements, including the disclosures, and whether the consolidated financial statements represent the underlying transactions and events in a manner that achieves fair presentation.
- Obtain sufficient appropriate audit evidence regarding the consolidated financial information of the entities or business activities within the Company to express an opinion on the consolidated financial statements. We are responsible for the direction, supervision and performance of the group audit. We remain solely responsible for our audit opinion.

We communicate with those charged with governance regarding, among other matters, the planned scope and timing of the audit and significant audit findings, including any significant deficiencies in internal control that we identify during our audit.

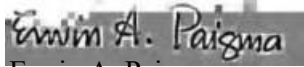
We also provide those charged with governance with a statement that we have complied with relevant ethical requirements regarding independence, and to communicate with them all relationships and other matters that may reasonably be thought to bear on our independence, and where applicable, related safeguards.

From the matters communicated with those charged with governance, we determine matters that were of most significance in the audit of the consolidated financial statements of the current period and are therefore the key audit matters. We describe these matters in our auditor's report unless law on regulation precludes public disclosure about the matters or when, in extremely rare circumstances, we determine that a matter should not be communicated in our report because the adverse consequences of doing so would reasonably be expected to outweigh the public interest benefits of such communication.

The engagement partner on the audit resulting in this independent auditor's report is Erwin A. Paigma.



SYCIP GORRES VELAYO & CO.



Erwin A. Paigma

Partner

CPA Certificate No. 0118576

Tax Identification No. 944-093-568

BOA/PRC Reg. No. 0001, August 25, 2021, valid until April 15, 2024

SEC Partner Accreditation No. 118576-SEC (Group A)

Valid to cover audit of 2021 to 2025 financial statements of SEC covered institutions

SEC Firm Accreditation No. 0001-SEC (Group A)

Valid to cover audit of 2021 to 2025 financial statements of SEC covered institutions

BIR Accreditation No. 08-001998-137-2021, November 10, 2021, valid until November 9, 2024

PTR No. 8854346, January 3, 2022, Makati City

April 12, 2022



**VITARICH CORPORATION AND SUBSIDIARIES**  
**CONSOLIDATED STATEMENTS OF FINANCIAL POSITION**

	<b>December 31</b>	
	<b>2021</b>	<b>2020</b> (Note 25)
<b>ASSETS</b>		
<b>Current Assets</b>		
Cash (Note 6)	<b>₱230,015,919</b>	₱177,304,767
Trade and other receivables (Note 7)	<b>902,390,653</b>	815,329,855
Inventories and livestock (Note 8)	<b>675,486,067</b>	502,928,504
Other current assets (Note 9)	<b>291,732,449</b>	240,756,038
<b>Total Current Assets</b>	<b>2,099,625,088</b>	1,736,319,164
<b>Noncurrent Assets</b>		
Receivable from insurance (Note 10)	<b>70,203,810</b>	70,203,810
Property, plant and equipment - net (Note 11)		
At revalued amount	<b>872,012,237</b>	906,718,914
At cost	<b>45,981,165</b>	29,714,145
Investment properties (Note 12)	<b>973,432,752</b>	931,375,980
Right-of-use assets (Note 13)	<b>38,921,635</b>	32,551,359
Other noncurrent assets (Note 13)	<b>35,120,487</b>	16,078,041
<b>Total Noncurrent Assets</b>	<b>2,035,672,086</b>	1,986,642,249
<b>TOTAL ASSETS</b>	<b>₱4,135,297,174</b>	₱3,722,961,413
<b>LIABILITIES AND EQUITY</b>		
<b>Current Liabilities</b>		
Trade and other payables (Note 14)	<b>₱1,692,447,486</b>	₱1,629,159,192
Loans payable (Note 15)	<b>406,754,258</b>	156,844,958
Current portion of lease liabilities (Note 27)	<b>17,808,894</b>	18,497,266
<b>Total Current Liabilities</b>	<b>2,117,010,638</b>	1,804,501,416
<b>Noncurrent Liabilities</b>		
Loans payable - net of current portion (Note 15)	<b>98,297,470</b>	123,118,899
Cash bond deposits (Note 16)	<b>48,052,089</b>	40,097,279
Lease liabilities - net of current portion (Note 27)	<b>24,196,376</b>	17,140,191
Net retirement liability (Note 22)	<b>166,461,260</b>	132,205,929
Deferred tax liabilities - net (Note 23)	<b>64,180,551</b>	83,674,140
<b>Total Noncurrent Liabilities</b>	<b>401,187,746</b>	396,236,438
<b>Total Liabilities</b>	<b>2,518,198,384</b>	2,200,737,854
<b>Equity</b>		
Capital stock (Note 25)	<b>1,160,646,925</b>	1,160,646,925
Additional paid-in capital (Note 1)	<b>1,470,859</b>	1,470,859
Retained earnings	<b>135,021,722</b>	41,157,542
Other comprehensive income (Notes 11, 22 and 25)	<b>319,959,284</b>	318,948,233
<b>Total Equity</b>	<b>1,617,098,790</b>	1,522,223,559
<b>TOTAL LIABILITIES AND EQUITY</b>	<b>₱4,135,297,174</b>	₱3,722,961,413

*See accompanying Notes to Consolidated Financial Statements.*



**VITARICH CORPORATION AND SUBSIDIARIES**  
**CONSOLIDATED STATEMENTS OF COMPREHENSIVE INCOME**

	Years Ended December 31		
	2021	2020	2019
<b>REVENUE</b>			
Sale of goods, net of discount (Notes 17 and 24)	₱9,649,161,808	₱7,682,430,958	₱8,438,897,411
Fair value adjustment on biological assets (Notes 4 and 17)	55,119,641	199,489,329	479,569,099
	<b>9,704,281,449</b>	<b>7,881,920,287</b>	<b>8,918,466,510</b>
<b>COST OF GOODS SOLD</b>			
Cost of goods sold (Note 18)	(8,769,953,424)	(7,125,724,162)	(7,729,616,389)
Fair value adjustment on biological assets (Notes 4 and 17)	(77,973,862)	(184,396,574)	(471,362,481)
	<b>(8,847,927,286)</b>	<b>(7,310,120,736)</b>	<b>(8,200,978,870)</b>
<b>GROSS PROFIT</b>	<b>856,354,163</b>	<b>571,799,551</b>	<b>717,487,640</b>
Operating expenses (Note 19)	(700,926,732)	(536,760,257)	(588,305,146)
Other operating income (Note 20)	28,564,205	43,970,861	29,398,993
	<b>(672,362,527)</b>	<b>(492,789,396)</b>	<b>(558,906,153)</b>
<b>OPERATING PROFIT</b>	<b>183,991,636</b>	<b>79,010,155</b>	<b>158,581,487</b>
<b>OTHER INCOME (EXPENSES)</b>			
Interest expense (Notes 15, 24, and 27)	(23,051,290)	(34,454,582)	(81,909,050)
Interest income (Notes 6 and 7)	1,293,145	202,303	2,341,144
Gain on fair value changes in investment properties (Note 12)	1,268,133	4,053,232	158,346,757
Other charges - net (Note 21)	(42,895,874)	(23,383,725)	(94,673,217)
	<b>(63,385,886)</b>	<b>(53,582,772)</b>	<b>(15,894,366)</b>
<b>INCOME BEFORE INCOME TAX</b>	<b>120,605,750</b>	<b>25,427,383</b>	<b>142,687,121</b>
<b>PROVISION FOR (BENEFIT FROM) INCOME TAX (Note 23)</b>			
Current	25,793,096	11,629,665	28,333,100
Deferred	5,371,040	4,509,242	(14,469,008)
	<b>31,164,136</b>	<b>16,138,907</b>	<b>13,864,092</b>
<b>NET INCOME</b>	<b>89,441,614</b>	<b>9,288,476</b>	<b>128,823,029</b>
<b>OTHER COMPREHENSIVE INCOME (LOSS)</b>			
<i>Items not to be reclassified to profit or loss:</i>			
Actuarial gain (loss) - net of deferred income tax (Note 22)	(17,757,985)	(19,880,635)	19,220,596
Revaluation increase on property, plant and equipment - net of deferred income tax (Note 11)	23,191,602	15,421,851	—
	<b>5,433,617</b>	<b>(4,458,784)</b>	<b>19,220,596</b>
<b>TOTAL COMPREHENSIVE INCOME</b>	<b>₱94,875,231</b>	<b>₱4,829,692</b>	<b>₱148,043,625</b>
<b>EARNINGS PER SHARE - BASIC AND DILUTED</b>			
(Note 26)	<b>₱0.029</b>	<b>₱0.003</b>	<b>₱0.042</b>

See accompanying Notes to Consolidated Financial Statements



**VITARICH CORPORATION AND SUBSIDIARIES**
**CONSOLIDATED STATEMENTS OF CHANGES IN EQUITY  
FOR THE YEARS ENDED DECEMBER 31, 2021, 2020 AND 2019**

	Capital Stock (Note 25)	Additional Paid-in Capital (Note 1)	Retained Earnings	Other Comprehensive Income (Notes 11, 22 and 25)	Total
Balances at December 31, 2020, as previously reported	<b>₱1,160,646,925</b>	<b>₱1,470,859</b>	<b>₱186,235,489</b>	<b>₱318,948,233</b>	<b>₱1,667,301,506</b>
Prior period adjustments (Note 25)	—	—	(145,077,947)	—	(145,077,947)
Balances at December 31, 2020, as restated	<b>1,160,646,925</b>	<b>1,470,859</b>	<b>41,157,542</b>	<b>318,948,233</b>	<b>1,522,223,559</b>
Net income	—	—	89,441,614	—	89,441,614
Other comprehensive income	—	—	—	5,433,617	5,433,617
Total comprehensive income	—	—	89,441,614	5,433,617	94,875,231
Transfer to retained earnings of revaluation reserve realized through depreciation, net of deferred income tax (Note 11)	—	—	4,422,566	(4,422,566)	—
Balances at December 31, 2021	<b>₱1,160,646,925</b>	<b>₱1,470,859</b>	<b>₱135,021,722</b>	<b>₱319,959,284</b>	<b>₱1,617,098,790</b>

	Capital Stock (Note 25)	Additional Paid-in Capital (Note 1)	Retained Earnings	Other Comprehensive Income (Notes 11, 22 and 25)	Total
Balances at December 31, 2019, as previously reported	₱1,160,646,925	₱1,470,859	₱173,183,434	₱327,170,596	₱1,662,471,814
Prior period adjustments (Note 25)	—	—	(145,077,947)	—	(145,077,947)
Balances at December 31, 2019, as restated	1,160,646,925	1,470,859	28,105,487	327,170,596	1,517,393,867
Net income	—	—	9,288,476	—	9,288,476
Other comprehensive loss	—	—	—	(4,458,784)	(4,458,784)
Total comprehensive income	—	—	9,288,476	(4,458,784)	4,829,692
Transfer to retained earnings of revaluation reserve realized through depreciation, net of deferred income tax (Note 11)	—	—	3,763,579	(3,763,579)	—
Balances at December 31, 2020, as restated	<b>₱1,160,646,925</b>	<b>₱1,470,859</b>	<b>₱41,157,542</b>	<b>₱318,948,233</b>	<b>₱1,522,223,559</b>



	Capital Stock (Note 25)	Additional Paid-in Capital (Note 1)	Retained Earnings (Deficit)	Other Comprehensive Income (Notes 11, 22 and 25)	Total
Balances at January 1, 2019, as previously reported	₱1,160,646,925	₱1,470,859	₱39,162,470	₱313,147,935	₱1,514,428,189
Prior period adjustments (Note 25)	–	–	(145,077,947)	–	(145,077,947)
Balances at January 1, 2019, as restated	1,160,646,925	1,470,859	(105,915,477)	313,147,935	1,369,350,242
Net income	–	–	128,823,029	–	128,823,029
Other comprehensive income	–	–	–	19,220,596	19,220,596
Total comprehensive income	–	–	128,823,029	19,220,596	148,043,625
Transfer to retained earnings of revaluation reserve realized through depreciation, net of deferred income tax (Note 11)	–	–	5,197,935	(5,197,935)	–
Balances at December 31, 2019, as restated	₱1,160,646,925	₱1,470,859	₱28,105,487	₱327,170,596	₱1,517,393,867

See accompanying Notes to Consolidated Financial Statements



**VITARICH CORPORATION AND SUBSIDIARIES**  
**CONSOLIDATED STATEMENTS OF CASH FLOWS**

	Years Ended December 31		
	2021	2020	2019
<b>CASH FLOWS FROM OPERATING ACTIVITIES</b>			
Income before income tax	<b>₱120,605,750</b>	₱25,427,383	₱142,687,121
Adjustments for:			
Depreciation and amortization (Notes 11, 13 and 19)	<b>106,006,621</b>	162,610,786	160,937,330
Interest expense (Notes 15 and 27)	<b>23,051,290</b>	34,454,582	81,909,050
Gain on fair value of biological assets (Note 17)	<b>22,854,221</b>	(15,092,757)	(8,206,618)
Retirement benefit expense (Note 22)	<b>16,993,091</b>	14,327,563	19,571,098
Loss (gain) on fair value changes of investment properties (Note 12)	<b>(1,268,133)</b>	(4,053,232)	(158,346,757)
Loss (gain) on pre-termination of lease contracts (Notes 21 and 27)	—	(3,424,542)	—
Loss (gain) on disposal of property, plant and equipment, and investment property, and right-of-use assets (Notes 11, 12, 13 and 21)	<b>1,060,988</b>	2,269,651	(410,176)
Interest income (Notes 6 and 7)	<b>(1,293,145)</b>	(202,303)	(2,341,144)
Operating income before working capital changes	<b>288,010,683</b>	216,317,131	235,799,904
Decrease (increase) in:			
Trade and other receivables	<b>(85,908,326)</b>	207,112,559	18,025,289
Inventories and livestock	<b>(195,411,784)</b>	78,902,302	377,996,391
Other current assets	<b>(50,976,411)</b>	45,476,240	38,879,053
Other noncurrent assets related to operations	<b>(11,299,126)</b>	(1,655,887)	(23,377,800)
Increase (decrease) in:			
Trade and other payables	<b>63,288,294</b>	29,077,196	(133,320,002)
Cash bond deposits	<b>7,954,810</b>	(857,508)	611,230
Net cash generated from operations	<b>15,658,140</b>	574,372,033	514,614,065
Income tax paid	<b>(25,793,096)</b>	(11,629,665)	(13,355,257)
Retirement benefits paid (Note 22)	<b>(5,868,959)</b>	(2,039,380)	(2,176,724)
Interest received	<b>140,673</b>	202,303	227,913
Net cash provided by (used in) operating activities	<b>(15,863,242)</b>	560,905,291	499,309,997
<b>CASH FLOWS FROM INVESTING ACTIVITIES</b>			
Acquisitions of:			
Property, plant and equipment (Note 11)	<b>(74,036,594)</b>	(70,403,848)	(94,213,429)
Investment properties (Note 12)	<b>(43,610,106)</b>	(125,303,374)	(14,035,188)
Proceeds from sale of property, plant and equipment	<b>1,025,000</b>	—	4,942,934
Net cash used in investing activities	<b>(116,621,700)</b>	(195,707,222)	(103,305,683)
<b>CASH FLOWS FROM FINANCING ACTIVITIES</b>			
Availment of loans (Note 15)	<b>540,681,912</b>	457,507,642	1,069,496,769
Payments of loans (Note 15)	<b>(315,594,041)</b>	(709,878,962)	(1,359,641,576)
Interest paid	<b>(20,665,516)</b>	(35,328,078)	(82,819,923)
Payments of principal lease liabilities (Note 27)	<b>(19,226,261)</b>	(79,839,294)	(61,107,034)
Net cash provided by (used in) financing activities	<b>185,196,094</b>	(367,538,692)	(434,071,764)
<b>NET INCREASE (DECREASE) IN CASH</b>	<b>52,711,152</b>	(2,340,623)	(38,067,450)
<b>CASH AT BEGINNING OF YEAR</b>	<b>177,304,767</b>	179,645,390	217,712,840
<b>CASH AT END OF YEAR</b>	<b>₱230,015,919</b>	₱177,304,767	₱179,645,390

See accompanying Notes to Consolidated Financial Statements



# VITARICH CORPORATION AND SUBSIDIARIES

---

## NOTES TO CONSOLIDATED FINANCIAL STATEMENTS

---

### 1. Corporate Information

Vitarich Corporation (the Parent Company) was incorporated in the Philippines and registered with the Securities and Exchange Commission (SEC) on July 31, 1962 to engage primarily in manufacturing, growing and selling of feeds and livestock. The Parent Company's shares of stock were registered with the Philippine Stock Exchange on February 8, 1995.

The subsidiaries of the Parent Company are as follows:

	Line of Business	Percentage	
		2021	2020
Gromax, Inc. (Gromax)*	Manufacturing	100%	100%
Philippines Favorite Chicken, Inc. (PFCI)**	Distributor	—	—

\*Ceased operations in 2015

\*\*Ceased operations in 2005 and deconsolidated in 2017

The Parent Company and its subsidiaries are collectively referred herein as “the Company”.

On October 16, 2013, the SEC approved the Parent Company's increase in authorized capital stock to ₱3.5 billion and the conversion of Parent Company debts amounting to ₱2.4 billion to Kormasinc, Inc. (Kormasinc) into equity at one share of common stock for every ₱1.00 debt. Of the converted debt, ₱90.0 million was applied as payment for 90,030,236 shares from unissued shares and ₱2.3 billion was applied as payment for additional shares from the increase in authorized capital.

With the debt to equity conversion and significant improvement in the Parent Company's operations, the Regional Trial Court of Malolos, Bulacan (the Rehabilitation Court) approved the Parent Company's exit from corporate rehabilitation on September 16, 2016.

On December 22, 2017, the SEC approved the debt to equity conversion of the remaining payable of ₱407.1 million to Kormasinc at ₱1.52 a share increasing Kormasinc's ownership interest from 69.20% to 71.90% (see Note 25).

On June 30, 2017, the Parent Company's stockholders approved the Parent Company's plan to undergo a quasi-reorganization. The Parent Company reduced the par value of the Parent Company's shares and the existing additional paid-in capital and outstanding revaluation surplus was applied to eliminate the Parent Company's deficit of ₱2.2 billion as at December 31, 2017.

On July 11, 2018, the SEC approved the change in par value which resulted to a decrease in the capital stock of the Parent Company from ₱3.5 billion divided into 3.5 billion shares with par value of ₱1.00 each to ₱1.3 billion divided into 3.5 billion shares with par value of ₱0.38 each. The reduction in par value resulted to recognition of additional paid-in capital of ₱1.9 billion. On July 18, 2018, the Parent Company received the Certificate of Approval of Equity Restructuring to wipe out the deficit as of December 31, 2017 in the amount of ₱2.3 billion against the additional paid in capital of ₱2.3 billion.

On May 31, 2018, the SEC approved the shortening of the corporate life of Gromax until November 10, 2019. Gromax ceased operations since 2015. In 2018, the Company recognized an impairment loss of ₱7.4 million which pertains to assets that are no longer recoverable.





As at December 31, 2021 and 2020, Kormasinc ownership interest is at 48.47% and 48.28%, respectively.

The registered principal place of business of the Parent Company is located at Marilao-San Jose Road, Sta. Rosa I, Marilao, Bulacan. The Parent Company has operating offices in Luzon, Iloilo and Davao, and maintains satellite offices in southern Philippines.

The consolidated financial statements were authorized for issue by the Board of Directors (BOD) on April 12, 2022.

---

## 2. Summary of Significant Accounting Policies

### Basis of Preparation

The consolidated financial statements have been prepared on a going concern basis. All amounts are stated at historical cost, except for property, plant and equipment (excluding transportation equipment and construction in-progress) which are stated at revalued amount, and investment properties and biological assets which are stated at fair value.

The consolidated financial statements of the Company are presented in Philippine Peso, the Company's functional and presentational currency. All values represent absolute amounts except when otherwise stated.

### Statement of Compliance

The accompanying consolidated financial statements have been prepared in compliance with Philippine Financial Reporting Standards (PFRSs) issued by the Philippine Financial Reporting Standards Council (FRSC) as approved by the Financial Reporting Standards Council (FRSC) and Board of Accountancy (BOA) and adopted by the SEC. This financial reporting framework includes all applicable PFRSs, Philippine Accounting Standards (PAS), interpretations from the International Financial Reporting Interpretations Committee (IFRIC), Philippine Interpretations Committee (PIC) and Standing Interpretations Committee (SIC), and SEC provisions.

### Basis of Consolidation

The consolidated financial statements comprise the financial statements of the Parent Company and its subsidiaries as at December 31 of each reporting date. Control is achieved when the Parent Company is exposed, or has rights, to variable returns from its involvement with the investee and has the ability to affect those returns through its power over the investee. Specifically, the Parent Company controls an investee if, and only if, it has:

- Power over the investee (i.e., existing rights that give it the current ability to direct the relevant activities of the investee);
- Exposure, or rights, to variable returns from its involvement with the investee; and
- The ability to use its power over the investee to affect its returns.

Generally, there is a presumption that a majority of voting rights results in control. To support this presumption and when the Parent Company has less than a majority of the voting or similar rights of an investee, it considers all relevant facts and circumstances in assessing whether it has power over an investee, including:

- The contractual arrangement(s) with the other vote holders of the investee;
- Rights arising from other contractual arrangements; or
- The Parent Company's voting rights and potential voting rights.

The Company reassesses whether or not it controls an investee if facts and circumstances indicate that



there are changes to one or more of the three elements of control. Consolidation of a subsidiary begins from the date of acquisition, being the date when the Parent Company obtains control over the subsidiary, and ceases when the Parent Company loses control of the subsidiary. Assets, liabilities, income and expenses of a subsidiary acquired or disposed of during the year are included in the consolidated financial statements from the date the Parent Company gains control until the date it ceases to control the subsidiary.

Profit or loss and each component of other comprehensive income (OCI) are attributed to the equity holders of the Parent Company and to the noncontrolling interests, even if this results in the noncontrolling interests having a deficit balance.

A change in the ownership interest of a subsidiary, without a loss of control, is considered as an acquisition or disposal of noncontrolling interest and is accounted for as an equity transaction. The difference between the amount by which the noncontrolling interest is adjusted and the fair value of the consideration paid or received is recorded directly in equity.

If the Company loses control over a subsidiary, it derecognizes the related assets (including goodwill), liabilities, noncontrolling interest and other components of equity, while any resulting gain or loss is recognized in profit or loss. Any investment retained is recognized at fair value.

The financial statements of the subsidiaries are prepared for the same reporting period as the Parent Company, using consistent accounting policies. All intra-group balances, transactions and gains and losses resulting from intra-group transactions and dividends are eliminated in full during consolidation.

#### Business Combinations

Business combinations are accounted for using the acquisition method. The cost of an acquisition is measured as the aggregate of the consideration transferred, which is measured at acquisition date fair value, and the amount of any noncontrolling interests in the acquiree. For each business combination, the Parent Company elects whether to measure the noncontrolling interests in the acquiree at fair value or at the proportionate share of the acquiree's identifiable net assets.

Acquisition-related costs are expensed as incurred and included in administrative expenses.

When the Parent Company acquires a business, it assesses the financial assets and liabilities assumed for appropriate classification and designation in accordance with the contractual terms, economic circumstances and pertinent conditions as at the acquisition date. This includes the separation of embedded derivatives in host contracts by the acquiree.

Any contingent consideration to be transferred by the acquirer will be recognized at fair value at the acquisition date. Contingent consideration classified as equity is not remeasured and its subsequent settlement is accounted for within equity. Contingent consideration classified as an asset or liability that is a financial instrument and within the scope of PFRS 9, *Financial Instruments*, is measured at fair value with the changes in fair value recognized in the consolidated statement of comprehensive income in accordance with PFRS 9. Other contingent consideration that is not within the scope of PFRS 9 is measured at fair value at each reporting date with changes in fair value recognized the consolidated statement of comprehensive income.

Goodwill is initially measured at cost, being the excess of the aggregate of the consideration transferred and the amount recognized for noncontrolling interests and any previous interest held over the net identifiable assets acquired and liabilities assumed. If the fair value of the net assets acquired is in excess of the aggregate consideration transferred, the Company re-assesses whether it has



correctly identified all of the assets acquired and all of the liabilities assumed and reviews the procedures used to measure the amounts to be recognized at the acquisition date. If the reassessment still results in an excess of the fair value of net assets acquired over the aggregate consideration transferred, then the gain is recognized in the consolidated statement of comprehensive income.

After initial recognition, goodwill is measured at cost less any accumulated impairment losses. For the purpose of impairment testing, goodwill acquired in a business combination is, from the acquisition date, allocated to each of the Company's cash generating units (CGUs) that are expected to benefit from the combination, irrespective of whether other assets or liabilities of the acquiree are assigned to those units.

Where goodwill has been allocated to a CGU and part of the operation within that unit is disposed of, the goodwill associated with the disposed operation is included in the carrying amount of the operation when determining the gain or loss on disposal. Goodwill disposed in these circumstances is measured based on the relative values of the disposed operation and the portion of the CGU retained.

#### Current versus Noncurrent Classification

The Company presents assets and liabilities in the consolidated statements of financial position based on current/noncurrent classification.

An asset is current when:

- It is expected to be realized or intended to be sold or consumed in the normal operating cycle;
- It is held primarily for the purpose of trading;
- It is expected to be realized within 12 months after the reporting period; or
- It is cash or cash equivalent unless restricted from being exchanged or used to settle a liability for at least 12 months after the reporting period.

All other assets are classified as noncurrent.

A liability is current when:

- It is expected to be settled in the normal operating cycle
- It is held primarily for the purpose of trading
- It is due to be settled within 12 months after the reporting period, or
- There is no unconditional right to defer the settlement of the liability for at least 12 months after the reporting period.

The Company classifies all other liabilities as noncurrent.

Deferred tax assets and liabilities are classified as noncurrent assets and liabilities, respectively.

#### Fair Value Measurement

Fair value is the price that would be received to sell an asset or paid to transfer a liability in an orderly transaction between market participants at the measurement date. The fair value measurement is based on the presumption that the transaction to sell the asset or transfer the liability takes place either:

- In the principal market for the asset or liability; or
- In the absence of a principal market, in the most advantageous market for the asset or liability.

The principal or the most advantageous market must be accessible to the Company.

The fair value of an asset or a liability is measured using the assumptions that market participants would use when pricing the asset or liability, assuming that market participants act in their economic



best interest. A fair value measurement of a nonfinancial asset takes into account a market participant's ability to generate economic benefits by using the asset in its highest and best use or by selling it to another market participant that would use the asset in its highest and best use.

The Company uses valuation techniques that are appropriate in the circumstances and for which sufficient data are available to measure fair value, maximizing the use of relevant observable inputs and minimizing the use of unobservable inputs.

All assets and liabilities for which fair value is measured or disclosed in the consolidated financial statements are categorized within the fair value hierarchy, described as follows, based on the lowest level input that is significant to the fair value measurement as a whole:

- Level 1 - Quoted (unadjusted) market prices in active markets for identical assets or liabilities.
- Level 2 - Valuation techniques for which the lowest level input that is significant to the fair value measurement is directly or indirectly observable.
- Level 3 - Valuation techniques for which the lowest level input that is significant to the fair value measurement is unobservable.

For assets and liabilities that are recognized in the consolidated financial statements on a recurring basis, the Company determines whether transfers have occurred between levels in the hierarchy by reassessing categorization (based on the lowest level input that is significant to the fair value measurement as a whole) at the end of each reporting period.

The Company determines the policies and procedures for fair value measurements on financial instruments, biological assets, property, plant and equipment and investment properties.

External valuers are involved for valuation of significant assets, such as property, plant and equipment and investment properties. The involvement of external valuers is determined annually by management. Selection criteria include market knowledge, reputation, independence and whether professional standards are maintained. The Company decides, after discussions with the external valuers, which valuation techniques and inputs to use for each case.

At each reporting date, management analyzes the movements in the values of assets and liabilities which are required to be remeasured or reassessed per the Company's accounting policies. For this analysis, the Company verifies the major inputs applied in the latest valuation by agreeing the information in the valuation computation to contracts and other relevant documents.

The Company, in conjunction with the external valuers, also compares the change in the fair value of each asset and liability with relevant external sources to determine whether the change is reasonable.

For the purpose of fair value disclosures, the Company has determined classes of assets and liabilities on the basis of the nature, characteristics and risks of the asset or liability and the level of the fair value hierarchy as explained above.

#### Cash

Cash includes cash on hand and in banks. Cash in banks earn interest at prevailing bank deposit rates.

#### Financial Instruments

A financial instrument is any contract that gives rise to a financial asset of one entity and a financial liability or equity instrument of another entity.



### Financial Assets

*Initial Recognition and Measurement.* Financial assets are classified, at initial recognition, as subsequently measured at amortized cost, fair value through OCI (FVOCI), and fair value through profit or loss (FVTPL).

The classification of financial assets at initial recognition depends on the financial asset's contractual cash flow characteristics and the Company's business model for managing them. With the exception of trade receivables that do not contain a significant financing component or for which the Company has applied the practical expedient, the Company initially measures a financial asset at its fair value plus, in the case of a financial asset not at FVTPL, transaction costs. Trade receivables that do not contain a significant financing component or for which the Company has applied the practical expedient are measured at the transaction price determined under PFRS 15, *Revenue from Contracts with Customers*.

In order for a financial asset to be classified and measured at amortized cost or FVOCI, it needs to give rise to cash flows that are solely payments of principal and interest (SPPI) on the principal amount outstanding. This assessment is referred to as the SPPI test and is performed at an instrument level.

The Company's business model for managing financial assets refers to how it manages its financial assets in order to generate cash flows. The business model determines whether cash flows will result from collecting contractual cash flows, selling the financial assets, or both.

Purchases or sales of financial assets that require delivery of assets within a time frame established by regulation or convention in the marketplace (regular way trades) are recognized on the trade date, i.e., the date that the Company commits to purchase or sell the asset.

*Subsequent Measurement.* For purposes of subsequent measurement, financial assets are classified in four categories: financial assets at amortized cost (debt instruments), financial assets at FVOCI with recycling of cumulative gains and losses (debt instruments), financial assets designated at FVOCI with no recycling of cumulative gains and losses upon derecognition (equity instruments) and financial assets at FVTPL.

- *Financial Assets at Amortized Cost (Debt Instruments).* This category is the most relevant to the Company. The Company measures financial assets at amortized cost if both of the following conditions are met:
  - the financial asset is held within a business model with the objective to hold financial assets in order to collect contractual cash flows; and
  - the contractual terms of the financial asset give rise on specified dates to cash flows that are SPPI on the principal amount outstanding.

Financial assets at amortized cost are subsequently measured using the effective interest rate (EIR) method and are subject to impairment. Gains and losses are recognized in the consolidated statements of comprehensive income when the asset is derecognized, modified or impaired.

Financial assets at amortized cost are classified as current assets when the Group expects to realize the asset within 12 months from reporting date. Otherwise, these are classified as noncurrent assets.

As at December 31, 2021 and 2020, the Company's cash, trade and other receivables, receivable from insurance and security deposits (presented under "Other noncurrent assets") are classified under this category.



The Company has no debt and equity instruments at FVOCI and at FVTPL as at December 31, 2021 and 2020.

*Impairment of Financial Assets.* The Company recognizes an allowance for expected credit losses (ECLs) for all debt instruments not held at FVTPL. ECLs are based on the difference between the contractual cash flows due in accordance with the contract and all the cash flows that the Company expects to receive, discounted at an approximation of the original EIR. The expected cash flows will include cash flows from the sale of collateral held or other credit enhancements that are integral to the contractual terms.

*Determining the Stage for Impairment.* At each reporting date, the Company assesses whether there has been a significant increase in credit risk (SICR) for financial assets since initial recognition by comparing the risk of a default occurring over the expected life between the reporting date and the date of initial recognition. When determining whether the credit risk of a financial asset has increased significantly since initial recognition and when estimating ECLs, the Company considers reasonable and supportable information that is relevant and available without undue cost or effort. This includes both quantitative and qualitative information and analysis, based on the Company's historical experience and informed credit assessment and including forward-looking information.

The Company assumes that the credit risk on a financial asset has increased significantly if it is more than 30 days past due.

*Staging Assessment.* PFRS 9 establishes a three-stage approach for impairment of financial assets, based on whether there has been SICR of a financial asset. Three stages are established to determine the amount of impairment to be recognized:

- Stage 1 is comprised of all financial instruments which have not experienced SICR since initial recognition. The Company is required to recognize 12-month ECL for stage 1 financial instruments.
- Stage 2 is comprised of all financial instruments which have experienced SICR since initial recognition. The Company is required to recognize lifetime ECL for stage 2 financial instruments. In subsequent reporting periods, if the credit risk of the financial instrument improves such that there is no longer SICR since initial recognition, then the Company shall revert to recognizing 12-month ECL.
- Financial instruments are classified as stage 3 when there is objective evidence of impairment as a result of one or more loss events that have occurred after initial recognition with negative impact on the estimated future cash flows of a financial instrument or portfolio of financial instruments. The ECL model requires that lifetime ECL be recognized for impaired financial instruments, which is similar to the requirements under PAS 39, *Financial Instruments: Recognition and Measurement*, for impaired financial instruments.

*General Approach for Cash, Other Receivables, Receivable from Insurance, and Security Deposit.* For cash, other receivables, receivable from insurance and security deposits, the Company applies a general approach in calculating ECLs. The Company recognizes a loss allowance based on either 12-month ECL or lifetime ECL, depending on whether there has been SICR on its cash, other receivables, receivable from insurance and security deposits since initial recognition.

For cash in banks, the Company assessed that placements are with reputable counterparty banks that possess good credit ratings. For receivable from insurance, the Company assessed the timing and amount of expected net recoveries in calculating the ECL. For other receivables and security deposits, the Company used external benchmarking which compares the internal credit risk rating of certain debtor with the external rating agencies and use the latter's estimate of probability of default (PD) for similar credit risk rating.



*Simplified Approach for Trade Receivables.* For trade receivables, the Company applies a simplified approach in calculating ECLs. Therefore, the Company does not track changes in credit risk, but instead recognizes a loss allowance based on lifetime ECL at each reporting date. The Company has established a provision matrix that is based on its historical credit loss experience, adjusted for forward-looking factors specific to the debtors and the economic environment.

The Company considers a financial asset in default when contractual payments are 120 days past due. However, in certain cases, the Company may also consider a financial asset to be in default when internal or external information indicates that the Company is unlikely to receive the outstanding contractual amounts in full before taking into account any credit enhancements held by the Company. A financial asset is written off when there is no reasonable expectation of recovering the contractual cash flows.

Further disclosures relating to impairment of financial assets are also provided in the following notes:

- Note 4, *Significant Judgment, Accounting Estimates and Assumptions*
- Note 7, *Trade and Other Receivables*

*Derecognition of Financial Assets.* A financial asset (or, when applicable, a part of a financial asset or part of a group of similar financial assets) is primarily derecognized when:

- the right to receive cash flows from the asset has expired;
- the Company retains the right to receive cash flows from the asset but has assumed an obligation to pay them in full without material delay to a third party under a 'pass through' arrangement; or
- the Company has transferred its right to receive cash flows from the asset and either (a) has transferred substantially all the risks and rewards of ownership of the asset, or (b) has neither transferred nor retained substantially all the risks and rewards of ownership of the asset but has transferred control of the asset.

When the Company has transferred its rights to receive cash flows from an asset or has entered into a pass-through arrangement, it evaluates if and to what extent it has retained the risks and rewards of ownership. When it has neither transferred nor retained substantially all of the risks and rewards of ownership of the asset, nor transferred control of the asset, the Company continues to recognize the transferred asset to the extent of the Company's continuing involvement. In that case, the Company also recognizes an associated liability. The transferred asset and the associated liability are measured on a basis that reflects the rights and obligations that the Company has retained. Continuing involvement that takes the form of a guarantee over the transferred asset is measured at the lower of the original carrying amount of the asset and the maximum amount of consideration that the Company could be required to repay.

### Financial Liabilities

*Initial Recognition and Measurement.* Financial liabilities are classified, at initial recognition, as financial liabilities at FVTPL, loans and borrowings or as derivatives designated as hedging instruments in an effective hedge, as appropriate.

All financial liabilities are recognized initially at fair value and, in the case of loans and borrowings, net of directly attributable transaction costs.

*Subsequent Measurement.* For purposes of subsequent measurement, financial liabilities are classified in two categories: financial liabilities at amortized cost and financial liabilities at FVTPL.

- *Financial Liabilities at Amortized Cost.* This is the category most relevant to the Company. After initial recognition, loans and borrowings are subsequently measured at amortized cost using the EIR method. Gains and losses are recognized in the consolidated statements of



comprehensive income when the liabilities are derecognized as well as through the EIR amortization process.

Amortized cost is calculated by taking into account any discount or premium on acquisition and fees or costs that are an integral part of the EIR. The EIR amortization is included as finance costs in the consolidated statement of comprehensive income.

As at December 31, 2021 and 2020, the Company's trade and other payables (excluding statutory payables), loans payable, lease liabilities and cash bond deposits are classified under this category.

The Company has no financial liabilities at FVTPL and derivatives designated as hedging instruments in an effective hedge as at December 31, 2021 and 2020.

*Derecognition of Financial Liabilities.* A financial liability is derecognized when the obligation under the liability is discharged, cancelled or has expired.

When an existing financial liability is replaced by another from the same lender on substantially different terms, or the terms of an existing liability are substantially modified, such an exchange or modification is treated as a derecognition of the original liability and the recognition of a new liability, and the difference in the respective carrying amounts is recognized in the consolidated statement of comprehensive income.

A modification is considered substantial if the present value of the cash flows under the new terms, including net fees paid or received and discounted using the original EIR, is different by at least 10% from the discounted present value of remaining cash flows of the original liability.

The fair value of the modified financial liability is determined based on its expected cash flows, discounted using the interest rate at which the Company could raise debt with similar terms and conditions in the market. The difference between the carrying value of the original liability and fair value of the new liability is recognized in the consolidated statement of comprehensive income. On the other hand, if the difference does not meet the 10% threshold, the original debt is not extinguished but merely modified. The gross carrying amount of the financial liability is recalculated as the present value of the modified contractual cash flows discounted at the original EIR and recognizes modification gain or loss. Cost or fees incurred adjust the carrying amount of the financial liability and are amortized over the remaining term of the modified financial liability.

#### Offsetting of Financial Instruments

Financial assets and financial liabilities are offset with the net amount reported in the consolidated statement of financial position if, and only if, there is a currently enforceable legal right to offset the recognized amounts and there is an intention to settle on a net basis, or to realize the assets and settle the liabilities simultaneously.

The Company assesses that it has a currently enforceable right of offset if the right is not contingent on a future event and is legally enforceable in the normal course of business, event of default, and event of insolvency or bankruptcy of the Company and all of the counterparties.

#### Inventories

The Company recognizes inventories when the risk and rewards of ownership are transferred to the Company (i.e., usually upon receipt from local suppliers and upon delivery of the goods to the carrier from importation).





Inventories are valued at the lower of cost and net realizable value (NRV). The purchase price and costs incurred in bringing each product to its present location are accounted for as follows:

*Raw Materials and Feeds Supplements, Supplies and Animal Health Products - Weighted Average Method.* All costs directly attributable to acquisition such as the purchase price, import duties and other taxes that are not subsequently recoverable from taxing authorities are included as part of costs of these inventories.

*Finished Goods and Factory Stocks and Supplies Inventories - Weighted Average Method.* All costs directly attributable to acquisition such as the purchase price, import duties and other taxes that are not subsequently recoverable from taxing authorities are included as part of costs of these inventories. Included also are the costs of direct materials, labor and manufacturing overhead.

NRV of finished goods is based on the estimated selling price in the ordinary course of business, less the estimated costs necessary to make the sale. NRV of raw materials and supplies is the current replacement cost.

#### Livestock

Livestock consist of biological assets such as day-old chicks after undergoing hatching process, chicks which are grown as chicken broilers, hatching eggs which are recorded under raw materials, and live, fresh, frozen and cut-ups chicken which are recorded under finished goods.

*Day-old Chicks and Chicken Broilers.* These are accounted for as biological assets in accordance with PAS 41, *Agriculture*. The Company recognized the amount of fair value adjustment on agricultural produce that are in the inventory and sold during the year. The valuation takes into consideration input based on hatchability rate of eggs, mortality of chicks being grown as chicken broilers and estimated future cash flows to be incurred in hatching the eggs and growing the chicks. The market prices are derived from unobservable market prices. The prices are reduced for costs incurred in dressing the chicken and freight costs to market, to arrive at a net fair value at farm gate. The fair value adjustments of livestock that are sold during the year is presented as part of revenues and cost of goods sold.

*Raw Materials (Hatching Eggs).* All costs directly attributable to acquisition such as the purchase price and taxes that are not subsequently recoverable from taxing authorities are included as part of costs of these inventories.

*Finished Goods (Live, Fresh, Frozen and Cut Ups Chicken) - Weighted Average Method.* The costs include all costs of the chicken broilers, labor and manufacturing overhead costs.

#### Other Current and Noncurrent Assets

Other current assets consist of creditable withholding taxes (CWT), prepayments, input value-added taxes (VAT) and advances to suppliers.

*CWT.* CWT represents the amount withheld at source by the Company's customers in relation to its income. These are recognized upon collection and are utilized as tax credits against income tax due as allowed by the Philippine taxation laws and regulations. CWT is stated at its estimated NRV.

*Advances to Suppliers.* Advances to suppliers consist of payments in advance of raw materials, supply labor tools, subscriptions, memberships, and other fees.

*Prepayments.* Prepayments represent expenses not yet incurred but already paid in cash. Prepayments are initially recorded as assets and measured at the amount of cash paid. Subsequently,



these are charged to expense as these are consumed in operations or expire with the passage of time.

Prepayments are classified as current asset when the cost of goods or services related to the prepayment are expected to be incurred within one year or the Company's normal operating cycle, whichever is longer. Otherwise, prepayments are classified as noncurrent assets.

*VAT.* Input value-added taxes (VAT) represent VAT imposed on the Company by its suppliers for the acquisition of goods and services. Output VAT represents indirect tax on consumption levied on the sale of goods and services, which is passed on by the Company to its customers. Where VAT incurred on the purchase of an asset or services is not recoverable from the taxation authority, such VAT is recognized as part of the cost of acquisition of the asset or part of the expense item, as applicable.

When output VAT exceeds input VAT, the excess is recognized as payable in the statement of financial position. When input VAT exceeds output VAT, the excess is recognized as an asset (presented under "Other current assets") in the statement of financial position to the extent of the recoverable amount.

Other noncurrent assets consist of right-of-use asset, project development costs, security deposits and computer software.

*Project Development Costs.* These costs represent capitalized development costs which are accounted for under the cost model. The cost of the asset is the amount of cash paid or the fair value of the other considerations given to acquire an asset at the time of its acquisition or production.

Costs associated with research activities are recognized as expense in the consolidated statement of comprehensive income as these are incurred. Costs that are directly attributable to the development phase of the Company's aqua feeds and aqua culture projects are recognized as project development cost provided, they meet the following recognition requirements:

- a. there is a demonstration of technical feasibility of the prospective product for internal use or sale;
- b. the intangible asset will generate probable economic benefits through internal use or sale;
- c. sufficient technical, financial and other resources are available for completion; and
- d. the intangible asset can be reliably measured.

All other development costs are expensed as incurred.

*Security Deposits.* These represent rental deposits paid by the Company and will be returned at the end of the lease term. These qualify as financial assets.

*Computer Software.* Computer software acquired is measured on initial recognition at cost. Subsequent to initial recognition, computer software is carried at cost less any accumulated amortization and any impairment losses. Internally generated computer software, excluding capitalized development costs, is not capitalized and expenditure is charged against the consolidated statement of comprehensive income in the year in which the expenditure is incurred.

Computer software is amortized on the straight-line basis over the economic useful life of three years and assessed for impairment whenever there is an indication that the computer software may be impaired. The amortization period and method for computer software are reviewed at least at each reporting date. Changes in the expected useful life or the expected pattern of consumption of future economic benefits embodied in the asset is accounted for by changing the amortization period or method, as appropriate, and treated as a change in accounting estimates.



Gains or losses arising from disposition of computer software measured as the difference between the disposal proceeds and the carrying amount of the asset, are recognized in the consolidated statement of comprehensive income when the asset is derecognized.

#### Property, Plant and Equipment

Property, plant and equipment (except for transportation equipment and construction in-progress) are stated at revalued amount as determined by an independent firm of appraisers. Transportation equipment is stated at cost less accumulated depreciation and any impairment in value.

The cost of an asset at initial recognition comprises its purchase price and directly attributable costs of bringing the asset to working condition and location for its intended use. Expenditures for major additions, improvements and renewals are capitalized. Expenditures for repairs and maintenance are charged to expense as incurred.

Subsequent to initial recognition at cost, property, plant and equipment (except for transportation equipment and construction in-progress) are carried at revalued amount less any subsequent accumulated depreciation, amortization and any accumulated impairment losses. Fair market value is determined by reference to market-based evidence, which is the amount for which the assets could be exchanged between a knowledgeable willing buyer and a knowledgeable willing seller in an arm's length transaction as at the valuation date. Any revaluation reserve is credited to "Revaluation reserve" account presented under the "Other comprehensive income" section of the consolidated statement of financial position. Any decrease in the revaluation surplus of the same asset is charged to OCI to the extent of any credit balance existing in the revaluation surplus in respect of that asset and the remaining decline, if any, is recognized in the consolidated statement of comprehensive income.

Annually, an amount from the "Revaluation reserve" account is transferred to "Retained earnings" under the "Equity" section in the consolidated statement of financial position for the depreciation relating to the revaluation reserve, net of related taxes. Upon disposal, any revaluation reserve relating to the particular asset sold is transferred to "Retained earnings." Revaluations are performed every three to five years ensuring that the carrying amount does not differ materially from that which would be determined using fair value at the end of the reporting period.

Depreciation and amortization are computed on the straight-line basis over the estimated useful lives of the assets (except for land).

The depreciation and amortization periods for property, plant and equipment, based on the above policies, are as follows:

<u>Asset Type</u>	<u>Number of Years</u>
Machinery and equipment	10 to 20 years
Buildings	20 years
Leasehold and land improvements	2 to 5 years or lease term, whichever is shorter
Office furniture, fixtures and equipment	3 to 10 years
Transportation equipment	4 to 5 years

An asset's carrying amount is written down immediately to its recoverable amount if the asset's carrying amount is greater than its estimated recoverable amount.



The estimated useful lives of property, plant and equipment are reviewed, and adjusted if appropriate, at the end of each reporting period.

Construction in-progress (CIP) pertains to properties under construction and is stated at cost. Cost includes costs of construction, labor and other direct costs. CIP is not depreciated until such time that the relevant assets are completed and available for operational use.

Fully depreciated assets are retained in the accounts until these are no longer in use and no further charge for depreciation and amortization is made in respect of those assets.

An item of property, plant and equipment is derecognized upon disposal or when no future economic benefits are expected to arise from the continued use of the asset. Any gain or loss arising on derecognition of the asset (calculated as the difference between the net disposal proceeds and the carrying amount of the item) is included in the consolidated statement of comprehensive income in the year the item is derecognized.

#### Investment Properties

Investment properties, accounted for under the fair value model, are property held either to earn rental income or for capital appreciation or for both, but not for sale in the ordinary course of business, use in the production or supply of goods or services or for administrative purposes.

Investment properties are measured initially at acquisition cost, including transaction costs. Subsequently, investment properties are stated at fair value as determined by independent appraisers on an annual basis. The carrying amount recognized in the consolidated statement of financial position reflects the prevailing market conditions at the end of each reporting period.

Any gain or loss resulting from either a change in the fair value or the sale of an investment property is immediately recognized in the consolidated statement of comprehensive income.

No depreciation charges are recognized on investment properties accounted for under the fair value method.

Investment properties are derecognized upon disposal or when permanently withdrawn from use and no future economic benefit is expected from its disposal.

Rental income and operating expenses from investment properties are reported as part of "Other operating income" and "Operating expenses," respectively, in the consolidated statements of comprehensive income.

Transfers are made to investment properties when, and only when, there is a change in use, evidenced by ending of owner-occupation, commencement of an operating lease to another party or ending of construction or development. For a transfer from investment property to owner-occupied property, the deemed cost for subsequent accounting is the fair value at the date of change in use. If owner-occupied property becomes an investment property, the Company accounts for such property in accordance with the policy stated under "Property, plant and equipment" up to the date of change in use.



### Impairment of Nonfinancial Assets

Nonfinancial assets consisting of property, plant and equipment, investment properties, right-of-use assets, computer software and project development costs are reviewed for impairment whenever events or changes in circumstances indicate that the carrying amount of an asset may not be recoverable. If any such indication exists and where the carrying amount of an asset exceeds its recoverable amount, the asset or CGU is written down to its recoverable amount. The estimated recoverable amount is the higher of an asset's fair value less costs to sell and value in use.

The fair value less cost to sell is the amount obtainable from the sale of an asset in an arm's-length transaction, while value in use is the present value of estimated future cash flows expected to arise from continuing use of an asset and from its disposal at the end of its useful life. In assessing value in use, the estimated future cash flows are discounted to their present value using a pre-tax discount rate that reflects current market assessments of time value of money and the risks specific to the asset. For an asset that does not generate largely independent cash inflows, the recoverable amount is determined for the CGU to which the asset belongs. Impairment losses are recognized in the consolidated statement of comprehensive income.

An assessment is made at each reporting date as to whether there is any indication that previously recognized impairment losses may no longer exist or may have decreased. If such indication exists, the recoverable amount is estimated. A previously recognized impairment loss is reversed only if there has been a change in the estimates used to determine the asset's recoverable amount since the last impairment loss was recognized. If that is the case, the carrying amount of the asset is increased to its recoverable amount. That increased amount cannot exceed the carrying amount that would have been determined, net of depreciation and amortization, had no impairment loss been recognized for the asset in prior years. Such reversal is recognized in the consolidated statement of comprehensive income. After such a reversal, the depreciation charge is adjusted in future periods to allocate the asset's revised carrying amount, less any residual value, on a systematic basis over remaining useful life.

### Equity

*Capital Stock and Additional Paid-in Capital (APIC).* Capital stock is measured at par value for all shares issued. Proceeds and/or fair value of considerations received in excess of par value, if any, are recognized as APIC. Incremental costs incurred directly attributable to the issuance of new shares are recognized in equity as deduction from proceeds, net of tax. Unpaid subscriptions are recognized as a reduction of subscribed capital shares.

*OCI.* OCI comprises of items of income and expense that are not recognized in profit or loss for the year in accordance with PFRSs. OCI of the Company pertains to revaluation reserve on property, plant and equipment and accumulated remeasurement gains and losses on retirement liability - net.

*Retained Earnings.* Retained earnings represents the accumulated net income or losses, net of any dividend declaration. Retained earnings may also include effect of changes in accounting policy as may be required by a standard's transitional provisions.

### Revenue Recognition

The Company is engaged in the growing, production and distribution of chicken broilers, either as live or dressed, manufacture and distribution of animal feeds, animal health and nutritional products, and feed supplements and production of day-old chicks and pullets. Revenue from contracts with customers is recognized when control of the goods or services are transferred to the customer at an amount that reflects the consideration to which the Company expects to be entitled in exchange for those goods or services. The Company has generally concluded that it is the principal in its revenue arrangements.



Revenue from sale of live or dressed chicken, animal feeds, animal health and nutritional products, and feed supplements and day-old chicks is recognized at the point in time when control of the asset is transferred to the customer, generally on delivery. The normal credit term is 30 to 90 days upon delivery.

The Company considers whether there are other promises in the contract that are separate performance obligations to which a portion of the transaction price needs to be allocated. In determining the transaction price, the Company considers the effects of variable consideration, the existence of significant financing components, noncash consideration, and consideration payable to the customer, if any.

The variable consideration is estimated at contract inception and constrained until it is highly probable that a significant revenue reversal in the amount of cumulative revenue recognized will not occur when the associated uncertainty with the variable consideration is subsequently resolved.

The following specific recognition criteria must also be met before revenue is recognized.

*Sale of Goods.* Revenue is recognized at point in time when control of the goods is transferred to the customer at an amount that reflects the consideration to which the Company expects to be entitled in exchange for those goods.

*Tolling.* Revenue is recognized over time when the performance of contractually agreed tasks have been substantially rendered.

*Other Income.* Other income is recognized when earned. Revenue is measured at the fair value of the consideration received.

#### Rights of Return

For sale of animal feeds, certain contracts provide a customer with a right to return the goods within a specified period. The Company uses the expected value method to estimate the goods that will not be returned because this method best predicts the amount of variable consideration to which the Company will be entitled. The requirements in PFRS 15 on constraining estimates of variable consideration are also applied in order to determine the amount of variable consideration that can be included in the transaction price. For goods that are expected to be returned, instead of revenue, the Company recognizes a refund liability. A right of return asset (and corresponding adjustment to cost of sales) is also recognized for the right to recover products from a customer.

#### Contract Balances

*Contract Assets.* A contract asset is the right to consideration in exchange for goods or services transferred to the customer. If the Company performs by transferring goods or services to a customer before the customer pays consideration or before payment is due, a contract asset is recognized for the earned consideration that is conditional.

*Trade Receivables.* A receivable represents the Company's right to an amount of consideration that is unconditional (i.e., only the passage of time is required before payment of the consideration is due).

*Contract Liabilities.* A contract liability is the obligation to transfer goods or services to a customer for which the Company has received consideration (or an amount of consideration is due) from the customer. If a customer pays consideration before the Company transfers goods to the customer, a contract liability is recognized when the payment is made, or the payment is due (whichever is earlier). Contract liabilities are recognized as revenue when the Company performs under the contract.



As at December 31, 2021 and 2020, the Company does not have contract assets and contract liabilities.

*Right of Return Assets.* Right of return asset represents the Company's right to recover the goods expected to be returned by customers. The asset is measured at the former carrying amount of the inventory, less any expected costs to recover the goods, including any potential decreases in the value of the returned goods. The Company updates the measurement of the asset recorded for any revisions to its expected level of returns, as well as any additional decreases in the value of the returned products.

*Refund Liabilities.* A refund liability is the obligation to refund some or all of the consideration received (or receivable) from the customer and is measured at the amount the Company ultimately expects it will have to return to the customer. The Company updates its estimates of refund liabilities (and the corresponding change in the transaction price) at the end of each reporting period.

As at December 31, 2021 and 2020, the Company's estimated right of return assets and refund liabilities are not material.

#### Revenue Outside the Scope of PFRS 15

*Interest income.* Interest income is recognized as the interest accrues on a time proportion basis taking into account the principal amount outstanding and effective yield on the assets.

*Rentals.* Revenue from operating leases is recognized on a straight-line basis over the lease term.

#### Cost and Expense Recognition

Costs and expenses are decreases in economic benefits during the accounting period in the form of outflows or decrease of assets or incurrence of liabilities that result in decrease in equity, other than those relating to distributions to equity participants. These are recognized in the consolidated statement of comprehensive income in the period these are incurred and are measured at the fair value of the consideration paid or payable.

#### Leases

The Company assesses at contract inception whether a contract is, or contains, a lease - that is, if the contract conveys the right to control the use of an identified asset for a period of time in exchange for consideration.

#### Company as a Lessee

The Company applies a single recognition and measurement approach for all leases, except for short-term leases and leases of low-value assets. The Company recognizes lease liabilities to make lease payments and right-of-use assets representing the right to use the underlying assets.

*Right-of-Use Assets.* The Company recognizes right-of-use assets at the commencement date of the lease (i.e., the date the underlying asset is available for use). Right-of-use assets are measured at cost, less any accumulated amortization and impairment losses, and adjusted for any remeasurement of lease liabilities. The cost of right-of-use assets includes the amount of lease liabilities recognized, initial direct costs incurred, and lease payments made at or before the commencement date less any lease incentives received. Right-of-use assets are amortized on a straight-line basis over the shorter of the lease term and the estimated useful lives of the assets. If ownership of the leased asset transfers to the Company at the end of the lease term or the cost reflects the exercise of a purchase option, amortization is calculated using the estimated useful life of the assets.



The amortization periods for the right-of-use asset, based on the above policies, are as follows:

<u>Asset Type</u>	<u>Number of Years</u>
Right-of-use asset - transportation equipment	5 years
Right-of-use asset - building	2 to 5 years
Right-of-use asset - machineries	2 to 3 years

*Lease Liabilities.* At the commencement date of the lease, the Company recognizes lease liabilities measured at the present value of lease payments to be made over the lease term. The lease payments include fixed payments (including in-substance fixed payments) less any lease incentives receivable, variable lease payments that depend on an index or a rate, and amounts expected to be paid under residual value guarantees. The lease payments also include the exercise price of a purchase option reasonably certain to be exercised by the Company and payments of penalties for terminating a lease, if the lease term reflects the Company exercising the option to terminate. The variable lease payments that do not depend on an index or a rate are recognized as expense in the period on which the event or condition that triggers the payment occurs.

In calculating the present value of lease payments, the Company uses the incremental borrowing rate at the lease commencement date if the interest rate implicit in the lease is not readily determinable. After the commencement date, the amount of lease liabilities is increased to reflect the accretion of interest and reduced for the lease payments made. In addition, the carrying amount of lease liabilities is remeasured if there is a modification, a change in the lease term, a change in the in-substance fixed lease payments or a change in the assessment to purchase the underlying asset.

*Short-term Leases and Leases of Low-value Assets.* The Company applies the short-term lease recognition exemption to its short-term leases of machinery and equipment (i.e., those leases that have a lease term of 12 months or less from the commencement date and do not contain a purchase option). It also applies the leases of low-value assets recognition exemption to leases of office equipment that are considered of low value. Lease payments on short-term leases and leases of low-value assets are recognized as expense on a straight-line basis over the lease term.

*Pre-termination of Lease Contracts.* The Company, as a lessee, reassesses whether it is reasonably certain not to exercise a termination option upon the occurrence of either a significant event or a significant change in circumstances that: (a) is within the control of the Company; and (b) affects whether the Company is reasonably certain to exercise an option not previously included in its determination of lease term, or not to exercise an option previously included in its determination of the lease term. Pre-termination of the lease will result in the derecognition of the right-of-use assets and lease liability and recognition of a pre-termination gain or loss.

#### Company as a Lessor

Leases where the Company retains substantially all the risks and benefits of ownership of the asset are classified as operating leases. Initial direct costs incurred in negotiating an operating lease are added to the carrying amount of the leased asset and recognized on a straight-line basis over the lease term on the same basis as rental income. Contingent rents are recognized as revenue in the period in which these are earned.

#### Employee Benefits

*Short-term benefits.* The Company provides short-term benefits to its employees in the form of basic pay, 13<sup>th</sup> month pay, bonuses, employer's share on government contribution, and other short-term benefits.





*Retirement Benefits.* The Company has a partially funded, noncontributory retirement plan, administered by trustees, covering their permanent local employees. Costs of retirement benefits are actuarially determined using the projected unit credit method. This method reflects service rendered by employees to the date of valuation and incorporates assumptions concerning employees' projected salaries.

The Company recognizes service costs, comprising of current service costs, past service costs, gains and losses on curtailments and non-routine settlements; and net interest expense or income in the consolidated statement of comprehensive income.

Past service costs are recognized in the statements of comprehensive income on the earlier of the date of the plan amendment or curtailment and the date that the Company recognizes restructuring-related costs.

Net interest on the net retirement liability or asset is the change during the period in the net retirement liability or asset that arises from the passage of time which is determined by applying the discount rate based on government bonds to the net retirement liability or asset.

Remeasurements comprising actuarial gains and losses, return on plan assets and any change in the effect of the asset ceiling (excluding net interest on defined benefit liability) are recognized immediately in OCI in the period in which they arise. Remeasurements are not reclassified to profit or loss in subsequent periods.

Plan assets are assets that are held in trust and managed by a trustee bank. Plan assets are not available to the creditors of the Company, nor can they be paid directly to the Company. The fair value of plan assets (FVPA) is based on market price information. When no market price is available, the FVPA is estimated by discounting expected future cash flows using a discount rate that reflects both the risk associated with the plan assets and the maturity or expected disposal date of those assets (or, if they have no maturity, the expected period until the settlement of the related obligations). If the FVPA is higher than the present value of the defined benefit obligation (DBO), the measurement of the resulting defined benefit asset is limited to the present value of economic benefits available in the form of refunds from the plan or reductions in future contributions to the plan.

The defined benefit asset or liability is the aggregate of the present value of the DBO and FVPA on which the liabilities are to be settled directly. The present value of the DBO is determined by discounting the estimated future cash outflows using interest rate on government bonds that have terms to maturity approximating the terms of the related retirement liability.

Actuarial valuations are made with sufficient regularity that the amounts recognized in the consolidated financial statements do not differ materially from the amounts that would be determined at the reporting date.

#### Borrowing Costs

Borrowing costs are capitalized if they are directly attributable to the acquisition, construction or production of a qualifying asset. Qualifying assets are assets that necessarily take a substantial period of time to get ready for its intended use or sale. Capitalization of borrowing costs commences when the activities necessary to prepare the asset are in progress and expenditures and borrowing costs are being incurred. Borrowing costs are capitalized until the assets are available for their intended use. If the resulting carrying amount of the asset exceeds its recoverable amount, an impairment loss is recognized. Borrowing costs include interest charges and other costs incurred in connection with the



borrowing of funds, as well as exchange differences arising from foreign currency borrowings used to finance these projects to the extent that they are regarded as an adjustment to interest cost.

Interest expense are expensed as incurred.

#### Income Taxes

Income tax is recognized in the consolidated statement of comprehensive income, except to the extent that it relates to items recognized directly in equity or recognized in OCI.

*Current Tax.* Current income tax assets and liabilities for the current and prior years are measured at the amount expected to be recovered from or paid to the taxation authorities. The tax rates and tax laws used to compute the amount are those that are enacted or substantively enacted at the reporting period.

*Deferred Tax.* Deferred tax is provided on all temporary differences at the reporting date between the tax bases of assets and liabilities and their carrying amounts for financial reporting purposes.

Deferred tax liabilities are recognized for all taxable temporary differences except: (1) when the deferred tax liability arises from the initial recognition of goodwill or of an asset or liability in a transaction that is not a business combination and, at the time of the transaction, affects neither the accounting profit nor taxable profit or loss; and (2) in respect of taxable temporary differences associated with investments in subsidiaries, associates and interests in joint ventures, where the timing of the reversal of the temporary differences can be controlled and it is probable that the temporary differences will not reverse in the foreseeable future.

Deferred tax assets are recognized for all deductible temporary differences, the carryforward benefits of unused tax credits from excess minimum corporate income tax (MCIT) over regular corporate income tax (RCIT) and unused net operating loss carry-over (NOLCO) to the extent that it is probable that taxable income will be available against which the deductible temporary differences and the carryforward benefit of unused tax credits and unused tax losses can be utilized except: (1) when the deferred income tax asset relating to the deductible temporary difference arises from the initial recognition of an asset or liability in a transaction that is not a business combination and, at the time of the transaction, affects neither the accounting profit nor taxable profit or loss; and (2) in respect of deductible temporary differences associated with investments in subsidiaries, associates and interests in joint ventures, deferred tax assets are recognized only to the extent that it is probable that the temporary differences will reverse in the foreseeable future and taxable income will be available against which the temporary differences can be utilized.

The carrying amount of deferred tax assets is reviewed at each reporting date and reduced to the extent that it is no longer probable that sufficient future taxable income will be available to allow all or part of the deferred income tax assets to be utilized. Unrecognized deferred tax assets are reassessed at each reporting period and are recognized to the extent that it has become probable that future taxable income will allow the deferred tax asset to be recovered.

Deferred tax assets and liabilities are measured at the tax rate that are expected to apply to the period when the asset is realized or the liability is settled, based on tax rate (and tax laws) in effect at the reporting date.

Deferred tax assets and liabilities are offset if a legally enforceable right exists to set off current tax assets against current tax liabilities and the deferred taxes relate to the same taxable entity and the same taxation authority.



#### Foreign Currency Transactions

The Company determines its own functional currency and items included in the consolidated financial statements are measured using that functional currency. Transactions in foreign currencies are initially recorded in the functional currency exchange rate ruling at the transaction date.

Monetary assets and liabilities denominated in foreign currencies are retranslated at the functional currency rate of exchange ruling at the reporting date. All differences are taken to the consolidated statement of comprehensive income. Nonmonetary items that are measured in terms of historical cost in a foreign currency are translated using the exchange rates as at the dates of the initial transactions. Nonmonetary items measured at fair value in a foreign currency are translated using the exchange rates at the date when the fair value was determined. The gain or loss arising on translation of nonmonetary items measured at fair value is treated in line with the recognition of the gain or loss on the change in fair value of the item.

#### Related Party Transactions

Related party relationship exists when one party has the ability to control, directly, or indirectly through one or more intermediaries, or exercise significant influence over the other party in making financial and operating decisions. Such relationships also exist between and/or among entities which are under common control with the reporting entity, or between, and/or among the reporting entity and its key management personnel, directors or its stockholders. In considering each possible related party relationship, attention is directed to the substance of the relationship, and not merely to the legal form.

#### Provisions and Contingencies

Provisions for legal claims are recognized when (1) the Company has a present legal or constructive obligation as a result of past events, (2) it is probable that an outflow of resources embodying economic benefits will be required to settle the obligation; and (3) a reliable estimate can be made of the amount of the obligation. Restructuring provisions comprise lease termination penalties and employee termination payments. Provisions are not recognized for future operating losses.

Provisions are measured at the present value of the expenditures expected to be required to settle the obligation using a pre-tax rate that reflects current market assessments of the time value of money and the risks specific to the obligation. The increase in the provision due to passage of time is recognized as interest expense.

Provisions are reviewed at the end of each reporting year and adjusted to reflect the current best estimate.

Contingent liabilities are not recognized in the consolidated financial statements. These are disclosed in the notes to consolidated financial statements unless the possibility of an outflow of resources embodying economic benefits is remote. A contingent asset is not recognized in the consolidated financial statements but disclosed in the notes to consolidated financial statements when an inflow of economic benefits is probable.

#### Earnings Per Share

The Company presents basic and diluted earnings per share rate for its shares.

Basic earnings per share (EPS) is calculated by dividing net income for the year attributable to equity holders of the Company by the weighted average number of shares outstanding during the year, excluding common shares purchased by the Company and held as treasury shares, if any, and after giving retroactive effect to any stock dividend declarations.



Diluted EPS is computed in the same manner, adjusted for the effect of the shares issuable to qualified officers and employees under the Company's stock incentive plan which are assumed to be exercised at the date of grant. Where the effect of the vesting of stock under the stock incentive plan is anti-dilutive, basic and diluted earnings per share are stated at the same amount.

#### Segment Reporting

Operating segments are components of the Company: (a) that engage in business activities from which they may earn revenue and incur expenses (including revenues and expenses relating to transactions with other components of the Company); (b) whose operating results are regularly reviewed by the Company's senior management, its chief operating decision maker, to make decisions about resources to be allocated to the segment and assess its performance; and (c) for which discrete financial information is available.

For purposes of management reporting, the Company's operating businesses are organized and managed separately based on the nature of the business segment, with each business representing a strategic business segment.

#### Events After the Reporting Period

Post year-end events that provide additional information about the Company's financial position at the end of reporting year (adjusting events) are reflected in the consolidated financial statements. Post year-end events that are non-adjusting events are disclosed in the notes to consolidated financial statements when material.

---

### 3. New and Amended Standards and Interpretations

#### Adoption of Amendments to Standards and Interpretation

The accounting policies adopted are consistent with those of the previous financial year, except that the Company has adopted the following new accounting pronouncements starting January 1, 2021. The adoption of these amended standards did not have an impact on the Company's consolidated financial statements.

- Amendment to PFRS 16, *COVID-19-related Rent Concessions beyond 30 June 2021*
- Amendments to PFRS 9, PAS 39, PFRS 7, PFRS 4 and PFRS 16, *Interest Rate Benchmark Reform - Phase 2*

#### Standard and Amendments to Standards Issued but Not Yet Effective

Pronouncements issued but not yet effective are listed below. The Company does not expect that the future adoption of the said pronouncements will have a significant impact on its consolidated financial statements. The Company intends to adopt the following pronouncements when they become effective.

#### *Effective beginning on or after January 1, 2022*

- Amendments to PFRS 3, *Reference to the Conceptual Framework*
- Amendments to PAS 16, *Plant and Equipment: Proceeds before Intended Use*
- Amendments to PAS 37, *Onerous Contracts - Costs of Fulfilling a Contract*
- *Annual Improvements to PFRSs 2018-2020 Cycle*
  - Amendments to PFRS 1, *First-time Adoption of Philippine Financial Reporting Standards, Subsidiary as a First-time Adopter*
  - Amendments to PFRS 9, *Financial Instruments, Fees in the '10 Per Cent' Test for Derecognition of Financial Liabilities*
  - Amendments to PAS 41, *Agriculture, Taxation in Fair Value Measurements*



*Effective beginning on or after January 1, 2023*

- Amendments to PAS 12, *Deferred Tax related to Assets and Liabilities arising from a Single Transaction*
- Amendments to PAS 8, *Definition of Accounting Estimates*
- Amendments to PAS 1 and PFRS Practice Statement 2, *Disclosure of Accounting Policies*

*Effective beginning on or after January 1, 2024*

- Amendments to PAS 1, *Classification of Liabilities as Current or Noncurrent*

*Effective beginning on or after January 1, 2025*

- PFRS 17, *Insurance Contracts*

*Deferred effectivity*

- Amendments to PFRS 10, *Consolidated Financial Statements*, and PAS 28, *Sale or Contribution of Assets between an Investor and its Associate or Joint Venture*

---

#### 4. Significant Judgments, Accounting Estimates and Assumptions

The preparation of the Company's consolidated financial statements requires management to make judgment, estimates and assumptions that affect the reported amounts of revenues, expenses, assets and liabilities and disclosure of contingent liabilities, at the end of the reporting period. However, uncertainty about these assumptions and estimates could result in outcome that could require a material adjustment to the carrying amount of the asset or liability affected in the future.

##### Judgments

In the process of applying the Company's accounting policies, management has made the following judgments, apart from those involving estimations, which have the most significant effect on the amounts recognized in the consolidated financial statements:

*Determination of Operating Segments.* Determination of operating segments is based on the information about components of the Company that management uses to make decisions about operating matters. Operating segments use internal reports that are regularly reviewed by the Company's chief operating decision maker, which is defined to be the Company's BOD, in order to allocate resources to the segment and assess its performance. The Company reports separate information about an operating segment that meets any of the following quantitative thresholds: (a) its reported revenue, including both sales to external customers and intersegment sales or transfers, is 10% or more of the combined revenue, internal and external, of all operating segments; (b) the absolute amount of its reported profit or loss is 10% or more of the greater, in absolute amount, of (i) the combined reported profit of all operating segments that did not report a loss and (ii) the combined reported loss of all operating segments that reported a loss; and (c) the assets of the segment are 10% or more of the combined assets of all operating segments.

The Company has three reportable operating segments which are its foods, feeds and farms segments, and one geographical segment as the Company's operations are located in the Philippines. The Company operates and derives all its revenue from domestic operations. Thus, no further disclosures of geographical segments are necessary.

*Assessment of Legal Contingencies.* The estimate of the probable costs for the resolution of possible claims have been developed in consultation with external counsel handling the Company's defense in these matters and is based upon an analysis of potential results.



There are ongoing litigations filed against the Company that management believes would not have a material adverse impact on the Company's financial condition and results of operations.

Disclosure of additional details beyond the present disclosures may seriously prejudice the Company's position. Thus, as allowed by PAS 37, *Provisions, Contingent Liabilities and Contingent Assets*, only general descriptions were provided.

*Classification of Properties.* The Company classifies its property as owner-occupied based on its current intentions where the property will be used. When the property is held for capital appreciation or when management is still undecided as to its future use, land is classified as investment property. Property used in operations are classified as owner-occupied property and included as part of property, plant and equipment.

#### Estimates and Assumptions

The key assumptions concerning the future and other key sources of estimation uncertainty at the reporting date, that have a significant risk of causing a material adjustment to the carrying amounts of assets and liabilities within the next financial year, are described below. The Company based its assumptions and estimates on parameters available when the consolidated financial statements were prepared. Existing circumstances and assumptions about future developments, however, may change due to market changes or circumstances arising that are beyond the control of the Company. Such changes are reflected in the assumptions when they occur.

*Estimation of ECL of Receivable from Insurance.* As discussed in Note 10, the Company has an outstanding claim for typhoon damages from an insurance company. The Company is currently involved in legal proceedings to pursue the collection of the remaining balance of receivable from insurance. The determination of whether the insurance claims receivable is realizable requires management's estimate of the amount and timing of the future cash inflows from this receivable and the related EIR used to discount the cashflows.

Management and its legal counsel believe that the ongoing litigation on the remaining claims will not result in any significant adverse impact on the Company's financial condition and results of operations.

Receivable from insurance amounted to ₱70.2 million as at December 31, 2021 and 2020. Allowance for ECL related to receivable from insurance amounted to ₱71.5 million as at December 31, 2021 and 2020 (see Note 10).

*Estimation of Fair Value of Biological Assets.* The fair values of the Company's livestock are based on the most reliable estimate of market prices at the point of harvest.

The following table provides a description of the various biological asset types, shows the valuation techniques used in measuring Level 3 fair values, as well as the significant unobservable inputs used.

Description	Valuation technique	Significant unobservable inputs	Interrelationship between key unobservable inputs and fair value measurement
Day-old chicks - These are hatched from eggs with hatching period of 21 days.	Income approach. The valuation model considers the net cash flows expected to be generated from the sale of day-old	Inclusive of: <ul style="list-style-type: none"> <li>Estimated future sale price of day-old chicks</li> </ul>	The estimated fair value would increase (decrease) if:



Description	Valuation technique	Significant unobservable inputs	Interrelationship between key unobservable inputs and fair value measurement
	chicks. The cash flow projections include specific estimates for the hatching period. The valuation model also considers the hatchability rate. Due to the short hatching period, discounting is generally ignored.	<ul style="list-style-type: none"> <li>Estimated hatchability and mortality rate</li> <li>Estimated volume of production</li> <li>Estimated costs to be incurred in the hatching process</li> </ul>	<ul style="list-style-type: none"> <li>the estimated sale price was higher (lower);</li> <li>the estimated cash inflows based on forecasted sales were higher (lower);</li> <li>the estimated; hatchability rate was higher (lower);</li> <li>the estimated volume of production was higher (lower) or</li> <li>the estimated costs to be incurred in the hatching process were lower (higher).</li> </ul>
Growing broilers - These are grown from chicks for a period of 30 days	Income approach. The valuation model considers the net cash flows expected to be generated from the sale of fully-grown broilers as dressed chickens. The cash flow projections include specific estimates for the volume of harvest considering the mortality rates. Due to the short growing period of chicks into broilers, discounting is generally ignored.	Inclusive of: <ul style="list-style-type: none"> <li>Estimated future sale price of dressed chicken (growing broilers) or breeder chicken (parent stock)</li> <li>Estimated mortality rate</li> <li>Estimated volume of production</li> <li>Estimated costs to be incurred in the growing process</li> </ul>	The estimated fair value would increase (decrease) if: <ul style="list-style-type: none"> <li>the estimated sale price was higher (lower);</li> <li>the estimated cash inflows based on forecasted sales were higher (lower);</li> <li>the estimated mortality rate was lower (higher);</li> <li>the estimated volume of production was higher (lower); or</li> <li>the estimated costs to be incurred in the growing process were lower (higher).</li> </ul>
Parent stock	Income approach. The valuation model considers the net cash flows expected to be generated from the day-old chicks that will be born. The cash flow projections include specific estimates for the volume of harvest	Inclusive of: <ul style="list-style-type: none"> <li>Estimated future sale price of breeder chicken (parent stock)</li> <li>Estimated mortality rate</li> <li>Estimated volume of raised breeder</li> </ul>	The estimated fair value would increase (decrease) if: <ul style="list-style-type: none"> <li>the estimated sale price was higher (lower);</li> <li>the estimated cash inflows based on forecasted</li> </ul>



Description	Valuation technique	Significant unobservable inputs	Interrelationship between key unobservable inputs and fair value measurement
	considering the mortality rates. Due to the short growing period of chicks into parent stock, discounting is generally ignored.	<ul style="list-style-type: none"> <li>chicken (parent stock)</li> <li>▪ Estimated costs to be incurred in the growing process</li> </ul>	<ul style="list-style-type: none"> <li>purchased were higher (lower);</li> <li>▪ the estimated mortality rate was lower (higher);</li> <li>▪ the estimated volume of raised breeder chicken was higher (lower); or</li> <li>▪ the estimated costs to be incurred in the growing process were lower (higher).</li> </ul>

The changes in fair value of biological assets are recognized under sales amounting to ₱55.1 million, ₱199.5 million and ₱479.6 million in 2021, 2020 and 2019, respectively, and under cost of sales amounting to ₱78.0 million, ₱184.4 million and ₱471.4 in 2021, 2020 and 2019, respectively (see Note 17).

*Revaluation of Property, Plant and Equipment (excluding Transportation Equipment and CIP) and Investment Properties.* The Company carries its investment properties at fair value, with changes in fair value being recognized in the consolidated statements of comprehensive income. In addition, the Company measures property, plant and equipment (excluding transportation equipment and CIP) at revalued amounts, with changes in fair value being recognized in OCI.

In determining the appraised values of the property, plant and equipment and investment properties, the Company hired independent firms of appraisers as at December 31, 2021 and 2020. In order to arrive at a reasonable valuation, the appraisers personally inspected the properties, requested information from reputable sources and considered the following: (a) utility and market value of the land; (b) cost of reproduction of the replaceable property; (c) current prices for similar-use property in the second-hand market; (d) age, condition, past maintenance, and present and prospective serviceability in comparison with new assets of similar kind; (e) accumulated depreciation; (f) lease rates and, (g) recent trends and development in the industry concerned.

The fair values of the land classified as part of investment properties and under property, plant and equipment were derived using the sales comparison approach. Under this approach, the value of the land is based on the sales and listings of comparable properties registered within the vicinity. This approach requires the establishment of comparable properties by reducing reasonable comparative sales and listings to a common denominator. This is done by adjusting the differences between the subject property to those actual sales and listings regarded as comparable. The properties used as bases of comparison are situated within the immediate vicinity of the subject property. The comparison was premised on factors such as location, size and shape of the land, and time element which are the most significant unobservable inputs on the valuation. Although this input is subjective, management considers that the overall valuation would not be materially affected by reasonable and possible alternative assumptions.





The fair values of property, plant and equipment (except for land) and investment properties (except for land and the Bulacan and Davao dressing plants) were arrived at using the cost reproduction approach as there is a lack of comparable market data because of the nature of the properties. Under this approach, the most significant inputs are estimates of the current cost of reproduction of the replaceable property in accordance with the current market prices for materials, labor, manufactured equipment, contractor's overhead and profit and fees, but without prior provision for overtime or bonuses for labor and premiums for materials. Adjustments are then made to reflect depreciation resulting from physical deterioration and obsolescence to arrive at a reasonable valuation which is an unobservable input.

The fair values of the Company's dressing plants in Bulacan and Davao which is classified as investment properties were arrived at using the income approach. Under this approach, the value of an asset is determined by reference to the value of income, cash flow, or cost savings generated by the asset. Assumptions are made including base rental, rental growth, statutory and operating expenses, and sale price and disposal of the property at the end of the investment period. Although this input is subjective, management considers that the overall valuation would not be materially affected by reasonable and possible alternative assumptions.

In 2020 and 2018, the Company's property, plant and equipment (except transportation equipment and CIP) were reappraised by an independent firm of appraisers resulting to an additional revaluation gain of ₱22.0 million and ₱90.7 million before tax effect, respectively. The carrying value of property, plant and equipment at revalued amount amounted to ₱872.0 million and ₱906.7 million as at December 31, 2021 and 2020, respectively. No revaluation was made in 2021 and 2019 (see Note 11).

In 2021, 2020 and 2019, the Company's investment properties were reappraised by independent firms of appraisers resulting to an additional fair value gain of ₱1.3 million, ₱4.1 million and ₱158.3 million, respectively (see Note 12). The carrying value of investment properties amounted to ₱973.4 million and ₱931.4 million as at December 31, 2021 and 2020 respectively (see Note 12).

*Estimating ECL on Trade and Other Receivables.* The Company uses a provision matrix to calculate ECLs for trade receivables. The provision rates are based on days past due.

The provision matrix is initially based on the Company's historical observed default rates. The Company will calibrate the matrix to adjust the historical credit loss experience with forward-looking information. To search the most relevant macroeconomic variable with a strong linear relationship on the past due behavior of the portfolio, regression analysis was applied to the following: inflation, unemployment, movement of Philippine peso against the US dollar, percentage change in gross domestic product and consumer price index. Among these factors, the forward-looking information on percentage change in gross domestic product was determined to have a strong and symmetrical relationship with the past due behavior of the Company's trade receivable portfolio. For instance, if forecast economic conditions (i.e., gross domestic product) are expected to deteriorate over the next year which can lead to an increased number of defaults, the historical default rates are adjusted. At every reporting date, the historical observed default rates are updated and changes in the forward-looking estimates are analyzed.

The assessment of the correlation between historical observed default rates, forecast economic conditions and ECL is a significant estimate. The amount of ECL is sensitive to changes in circumstances and of forecast economic conditions. The Company's historical credit loss experience and forecast of economic conditions may also not be representative of customer's actual default in the future. The information about the ECL on the Company's receivables is disclosed in Notes 7 and 31.



The Company did not provide any extension or reduction in payment, except for very few customers, as a result of the COVID-19 pandemic. Management has considered the impact of the COVID-19 pandemic on its ECL calculation and assessed the impact to be not significant.

The Company recognized provision for ECL on trade and other receivables amounting to ₱10.2 million, ₱10.7 million and ₱23.1 million in 2021, 2020 and 2019, respectively (see Note 21). Trade and other receivables amounting to ₱104.6 million was written-off in 2021 (nil in 2020 and 2019) (see Note 7).

The carrying value of trade and other receivables amounted to ₱902.4 million and ₱815.3 million as at December 31, 2021 and 2020, respectively. Allowance for ECL on trade and other receivables as at December 31, 2021 and 2020 amounted to ₱213.3 million and ₱307.8 million, respectively (see Note 7).

*Estimating Retirement Benefits.* The cost of the defined benefit pension plan and the present value of the DBO are determined using actuarial valuations. An actuarial valuation involves making various assumptions that may differ from actual developments in the future. These include the determination of the discount rate, future salary increases and mortality rates. Due to the complexities involved in the valuation and its long-term nature, the DBO is highly sensitive to changes in these assumptions. All assumptions are reviewed at each reporting date.

The parameter most subject to change is the discount rate. In determining the appropriate discount rate, management considers the interest rates of government bonds. The mortality rate is based on publicly available mortality tables for the Philippines. Those mortality tables tend to change only at intervals in response to demographic changes. Future salary increases and pension increases consider historical rate increases as well as expected future inflation rates.

Further details about pension obligations are provided in Note 22.

The Company's net retirement liability amounted to ₱166.5 million and ₱132.2 million as at December 31, 2021 and 2020, respectively (see Note 22).

*Realizability of Deferred Tax Assets.* The Company's assessment on the recognition of deferred tax assets on deductible temporary differences is based on the forecasted taxable income of the following reporting period. This forecast is based on the Company's past results and future expectations on revenues and expenses as well as future tax planning strategies.

No deferred tax assets were recognized on certain deductible temporary differences and carryforward benefits of MCIT as at December 31, 2021 and 2020, respectively (see Note 23). Management has assessed that it may not be probable that future taxable profit will be available in the near future against which these deferred tax assets can be utilized.

Deferred tax assets recognized by the Company amounted to ₱101.4 million and ₱137.8 million as at December 31, 2021 and 2020, respectively (see Note 23).

---

## 5. Segment Reporting

### Business Segments

For management purposes, the Company is organized and managed separately according to the nature of products and services provided, with each segment representing a strategic business unit that offers different products and serves different markets.



The industry segments where the Company operates are as follows:

- The Food segment is engaged in the growing, production and distribution of chicken broilers, either as live or dressed. Its products are distributed to wet markets and supermarkets.
- The Feeds segment caters to the feed requirement of the poultry growers' industry. It is engaged in the manufacture and distribution of animal feeds, animal health and nutritional products, and feed supplements.
- The Farms segment is involved in the production of day-old chicks and pullets.
- The Corporate and Others segment includes general and corporate income and expense items which are not specifically identifiable to a particular segment.

#### Segment Assets and Liabilities

Segment assets include all operating assets used by a segment and consist principally of operating cash, receivables, inventories and property, plant and equipment. Segment liabilities include all operating liabilities and consist principally of accounts, wages, taxes currently payable and accrued liabilities. Segment assets and liabilities do not include deferred tax assets and liabilities.

#### Intersegment Transactions

Segment revenues, expenses and performance include sales and purchases between business segments and between geographical segments. Such sales and purchases are eliminated in consolidation. The Company generally accounts for intersegment sales and transfers at cost.

#### Segment Financial Information

The segment financial information is presented as follows (in thousands):

	December 31, 2021					
	Foods	Feeds	Farms	Corporate & Others	Eliminations	Consolidated
<b>REVENUES</b>						
Sale of goods, net of discount	₱4,231,571	₱4,694,677	₱722,913	₱—	₱—	₱9,649,161
Fair value adjustment on biological assets	—	—	55,120	—	—	55,120
	4,231,571	4,694,677	778,033	—	—	9,704,281
<b>COST AND OTHER</b>						
<b>OPERATING EXPENSES AND OTHER OPERATING INCOME</b>						
Cost of goods sold excluding depreciation	₱3,754,268	₱4,157,247	₱864,396	₱—	₱—	₱8,775,911
Operating expenses excluding depreciation	91,489	150,911	13,210	411,326	—	666,936
Depreciation and amortization	4,582	84,744	—	16,680	—	106,006
Other operating income	—	(17,468)	—	(11,096)	—	(28,564)
	3,850,339	4,375,434	877,606	416,910	—	9,520,289
<b>SEGMENT OPERATING PROFIT (LOSS)</b>						
	₱381,232	₱319,243	(₱99,573)	(₱416,910)	₱—	₱183,992
Other charges -net						(63,386)
Income before income tax						120,606
Tax expense						(31,164)
Net income						₱89,442
<b>ASSETS AND LIABILITIES</b>						
Segment assets	₱895,912	₱1,933,004	₱191,327	₱1,115,054	₱—	₱4,135,297
Segment liabilities	₱111,659	₱1,198,038	₱42,655	₱1,165,846	₱—	₱2,518,198
<b>OTHER INFORMATION</b>						
Capital expenditures	₱43,610	₱64,750	₱—	₱9,287	₱—	₱117,647
Non-cash expenses other than depreciation and impairment losses	₱7,452	₱8,268	₱173	₱1,100	₱—	₱16,993



	December 31, 2020					
	Foods	Feeds	Farms	Corporate & Others	Eliminations	Consolidated
<b>REVENUES</b>						
Sale of goods, net of discount	₱3,118,889	₱4,108,529	₱455,013	₱—	₱—	₱7,682,431
Fair value adjustment on biological assets	—	—	199,489	—	—	199,489
	3,118,889	4,108,529	654,502	—	—	7,881,920
<b>COST AND OTHER OPERATING EXPENSES AND OTHER OPERATING INCOME</b>						
Cost of goods sold excluding depreciation	₱3,060,313	₱3,398,395	₱723,093	₱—	₱—	₱7,181,801
Operating expenses excluding depreciation	93,407	135,602	9,715	263,745	—	502,469
Depreciation and amortization	4,554	137,886	32	20,139	—	162,611
Other operating income	—	(32,074)	—	(11,897)	—	(43,971)
	3,158,274	3,639,809	732,840	271,987	—	7,802,910
<b>SEGMENT OPERATING PROFIT (LOSS)</b>	(₱39,385)	₱468,720	(₱78,338)	(₱271,987)	₱—	₱79,010
Other charges -net						(53,583)
Income before income tax						25,427
Tax expense						(16,139)
Net income						₱9,288

	December 31, 2020					
	Foods	Feeds	Farms	Corporate & Others	Eliminations	Consolidated
<b>ASSETS AND LIABILITIES</b>						
Segment assets, as restated	₱809,953	₱1,638,296	₱193,209	₱1,081,503	₱—	₱3,722,961
Segment liabilities	₱96,474	₱1,034,108	₱36,854	₱1,033,302	₱—	₱2,200,738
<b>OTHER INFORMATION</b>						
Capital expenditures	₱135,952	₱34,943	₱1,255	₱23,557	₱—	₱195,707
Non-cash expenses other than depreciation and impairment losses	₱5,903	₱7,142	₱654	₱629	₱—	₱14,328

	December 31, 2019					
	Foods	Feeds	Farms	Corporate & Others	Eliminations	Consolidated
<b>REVENUES</b>						
Sale of goods, net of discount	₱4,031,723	₱3,941,107	₱466,067	₱—	₱—	₱8,438,897
Fair value adjustment on biological assets	266,646	—	212,923	—	—	479,569
	₱4,298,369	₱3,941,107	₱678,990	₱—	₱—	₱8,918,466
<b>COST AND OTHER OPERATING EXPENSES AND OTHER OPERATING INCOME</b>						
Cost of goods sold excluding depreciation	3,605,643	3,538,406	933,972	—	—	8,078,021
Operating expenses excluding depreciation	94,671	146,615	—	309,040	—	550,326
Depreciation and amortization	4,279	69,417	358	86,883	—	160,937
Other operating income	—	(18,162)	—	(11,237)	—	(29,399)
	3,704,593	3,736,276	934,330	384,686	—	8,759,885



	December 31, 2019					
	Foods	Feeds	Farms	Corporate & Others	Eliminations	Consolidated
<b>SEGMENT OPERATING</b>						
<b>PROFIT (LOSS)</b>	₱593,776	₱204,831	(₱255,340)	(₱384,686)	₱—	₱158,581
Other income -net						(15,894)
Income before tax						142,687
Tax expense						(13,864)
Net income						₱128,823
<b>ASSETS AND LIABILITIES</b>						
Segment assets, as restated	₱861,996	₱1,837,500	₱207,847	₱1,150,824	₱—	₱4,058,167
Segment liabilities	₱107,465	₱1,241,241	₱41,052	₱1,151,016	₱—	₱2,540,774
<b>OTHER INFORMATION</b>						
Capital expenditures	₱16,373	₱53,726	₱1,930	₱36,220	₱—	₱108,249
Non-cash expenses other than depreciation and impairment losses	₱8,063	₱9,756	₱893	₱859	₱—	₱19,571

Currently, the Company's operation is only in the Philippines, hence it has no geographical segment. The Company, however, has manufacturing plants in different regions of the country.

## 6. Cash

	2021	2020
Cash on hand	₱2,487,637	₱2,379,620
Cash in banks	227,528,282	174,925,147
	<b>₱230,015,919</b>	<b>₱177,304,767</b>

Cash in banks earn interest at prevailing bank deposit interest rates of 0.1% to 1.3% in 2021, 2020 and 2019. Interest income on cash in banks amounted to ₱0.1 million, ₱0.2 million and ₱0.2 million in 2021, 2020 and 2019, respectively.

## 7. Trade and Other Receivables

	December 31, 2021	December 31, 2020 (Note 25)	January 1, 2020 (Note 25)
Trade:			
Third parties	₱565,508,598	₱708,621,981	₱904,708,420
Related parties (Note 24)	262,799,719	195,651,548	228,610,377
Nontrade	241,271,819	151,535,626	142,403,739
Advances to officers and employees (Note 24)	12,474,296	12,000,448	12,276,664
Receivable from government	4,059,611	4,046,563	3,538,405
Others	29,584,276	51,245,763	28,003,726
	<b>1,115,695,319</b>	<b>1,123,101,929</b>	<b>1,319,541,331</b>
Allowance for ECL	(213,307,666)	(307,772,074)	(297,098,917)
	<b>₱902,390,653</b>	<b>₱815,329,855</b>	<b>₱1,022,442,414</b>

The restatement in trade and other receivables is discussed in Note 25.



Trade receivables are usually due within 30 to 90 days and are noninterest-bearing (see Note 24).

Advances to officers and employees are unsecured, noninterest-bearing and subject to salary deduction or liquidation for a specified period of time of about one year (see Notes 14 and 24).

Nontrade receivables comprise mainly of receivables arising from incidental income of the Company such as tolling, rentals, hatching, hauling and laboratory analysis charges. These are settled within 30 to 90 days and are noninterest-bearing.

Other receivables comprise mainly of unsecured and noninterest-bearing short term deposits and claims from Philippine Social Security System.

Trade and other receivables collected after due date earned an interest income amounting to ₱1.2 million, nil and ₱2.1 million in 2021, 2020 and 2019, respectively .

Movements in the allowance for ECL account as at December 31 are shown below:

	Trade	Others	Total
Balance as at January 1, 2021, as previously reported	<b>₱161,126,222</b>	<b>₱123,014,839</b>	<b>₱284,238,779</b>
Prior period adjustments (Note 25)	<b>97,718</b>	<b>23,533,295</b>	<b>23,631,013</b>
Balance as at January 1, 2021, as restated	<b>161,223,940</b>	<b>146,548,134</b>	<b>307,772,074</b>
Provision (Note 21)	<b>10,157,719</b>	<b>–</b>	<b>10,157,719</b>
Accounts written-off	<b>–</b>	<b>(104,622,127)</b>	<b>(104,622,127)</b>
Balance as at December 31, 2021	<b>₱171,381,659</b>	<b>₱41,926,007</b>	<b>₱213,307,666</b>

	Trade	Others	Total
Balance as at January 1, 2020, as previously reported	<b>₱150,777,196</b>	<b>₱122,690,708</b>	<b>₱273,467,904</b>
Prior period adjustments (Note 25)	<b>97,718</b>	<b>23,533,295</b>	<b>23,631,013</b>
Balance as at January 1, 2020, as restated	<b>150,874,914</b>	<b>146,224,003</b>	<b>297,098,917</b>
Provision (Note 21)	<b>10,349,026</b>	<b>324,131</b>	<b>10,673,157</b>
Balance as at December 31, 2020	<b>₱161,223,940</b>	<b>₱146,548,134</b>	<b>₱307,772,074</b>



## 8. Inventories and Livestock

	2021	2020
Inventories:		
At net realizable value - Finished goods	<b>₱184,305,798</b>	₱109,898,787
At cost:		
Raw materials and feeds supplements	<b>315,027,658</b>	240,102,927
Supplies and animal health products	<b>64,126,465</b>	73,190,787
Hatching eggs	<b>36,849,974</b>	31,212,283
Finished goods	<b>22,708,402</b>	6,191,253
	<b>623,018,297</b>	460,596,037
Livestock:		
Day-old chicks and growing broilers	<b>38,086,778</b>	42,332,467
Parent stock	<b>14,380,992</b>	—
	<b>52,467,770</b>	42,332,467
	<b>₱675,486,067</b>	₱502,928,504

### Inventories

Inventories are valued at lower of cost and NRV as at December 31, 2021 and 2020. The cost of finished goods carried at NRV amounted to ₱185.2 million and ₱110.8 million as at December 31, 2021 and 2020, respectively. Inventories charged to cost of goods sold amounted to ₱7,645.0 million, ₱5,982.6 million and ₱6,650.6 million in 2021, 2020 and 2019, respectively (see Note 18).

### Livestock

The Company's biological assets pertain to its livestock consisting of day-old chicks, broilers and parent stock.

Day-old chicks and broilers	2021	2020
Opening balance	<b>₱42,332,469</b>	₱51,300,581
Increase due to production	<b>4,014,182,626</b>	2,888,296,655
Fair value adjustment due to production	<b>48,631,208</b>	199,489,329
Decrease due to sales, harvest and mortality	<b>(3,989,265,663)</b>	(2,912,357,524)
Fair value adjustment due to sales, harvest and mortality	<b>(77,793,862)</b>	(184,396,574)
	<b>₱38,086,778</b>	₱42,332,467
Parent stock	2021	2020
Opening balance	<b>₱—</b>	₱—
Increase due to purchase	<b>7,892,559</b>	—
Fair value adjustment due to growth	<b>6,488,433</b>	—
	<b>₱14,380,992</b>	₱—

Movements in the allowance for inventory obsolescence account as at December 31 are shown below:

	2021	2020
Balance at beginning of year	<b>₱896,315</b>	₱4,039
Provision (Note 21)	<b>—</b>	892,276
	<b>₱896,315</b>	₱896,315



## 9. Other Current Assets

This account consists of:

	2021	2020
Advances to suppliers	<b>₱176,344,063</b>	₱140,877,487
CWT	<b>88,608,614</b>	77,860,449
Prepayments	<b>26,382,863</b>	22,018,102
Input VAT	<b>3,488,442</b>	3,091,532
	<b>294,823,982</b>	243,847,570
Allowance for impairment losses	<b>(3,091,532)</b>	(3,091,532)
	<b>₱291,732,450</b>	₱240,756,038

Advances to suppliers pertain to advance payments on purchases of goods and services to be purchased in the Company's normal course of business. These goods and services are expected to be delivered within a year.

CWT represents the amount withheld by the Company's customers in relation to its sale of goods and services. These are recognized upon collection of the related billings and are utilized as tax credits against income tax due as allowed by the Philippine taxation laws and regulations.

Prepayments mainly pertain to insurance and bond premiums, among others, which are amortized within a year. The allowance for impairment losses pertain to input VAT which is no longer recoverable by the Company.

## 10. Receivable from Insurance

The Company has an outstanding claim for typhoon damages from Charter Ping An Insurance Corporation. Pursuant to the Insurance Code, the Company is entitled to interest on its claim at a rate twice the ceiling prescribed by the Monetary Board beginning March 12, 2010, 90 days from the date the Company has filed the claim. On August 17, 2016, the Company received ₱58.9 million as partial settlement. The Company continues to legally pursue the remaining outstanding balance of ₱141.6 million as at December 31, 2021. The court proceedings for the remaining claims were remanded to the Regional Trial Court of Malolos City in accordance with the resolution issued by the Court of Appeals on February 13, 2018. Management and its legal counsel believe that the ongoing litigation on the remaining claims will not result in any significant adverse impact on the Company's financial condition and results of operations.

The composition of receivable from insurance are as follows:

	December 31, 2021	December 31, 2020 (Note 25)	January 1, 2020 (Note 25)
Cost	<b>₱141,664,583</b>	₱141,664,583	₱141,664,583
Allowance for ECL	<b>71,460,773</b>	71,460,773	71,460,773
	<b>₱70,203,810</b>	₱70,203,810	₱70,203,810

No provisions for and write off of allowance for receivable from insurance were recognized in the statement of comprehensive income for the years ended December 31, 2021, 2020 and 2019. As at January 1, 2019, the Company recognized additional provision for ECL on receivable from insurance as discussed in Note 25.





## 11. Property, Plant and Equipment

### At Revalued Amount

The composition and movements of this account are presented below:

2021						
	Land	Machinery and Equipment	Buildings	Leasehold and Land Improvements	Office Furniture, Fixtures and Equipment	Total
<b>Cost</b>						
Balance at beginning of year	₱439,712,887	₱569,729,900	₱167,127,587	₱29,939,642	₱82,558,444	₱1,289,068,460
Additions	–	19,891,913	5,554,310	2,228,341	10,159,526	37,834,090
Disposals	–	(3,253,425)	–	–	(35,000)	(3,288,425)
Reclassification	–	(2,186,450)	760,892	4,405,713	(60,675)	2,919,480
Transfer to investment properties	(5,543,000)	–	–	–	–	(5,543,000)
Adjustments	–	(961,950)	–	(47,698)	–	(1,009,648)
Balance at end of year	434,169,887	583,219,988	173,442,789	36,525,997	92,622,295	1,319,980,956
<b>Accumulated Depreciation and Amortization</b>						
Balance at beginning of year	–	246,977,446	65,170,245	12,605,328	57,596,527	382,349,546
Depreciation and amortization (Notes 18 and 19)	–	55,155,948	7,081,549	3,280,276	14,809,549	80,327,322
Reclassification	–	(10,969,434)	(874,508)	(189,288)	(60,675)	(12,093,905)
Disposals	–	(2,607,438)	–	–	(6,806)	(2,614,244)
Balance at end of year	–	288,556,522	71,377,286	15,696,316	72,338,595	447,968,719
<b>Net carrying amount</b>	<b>₱434,169,887</b>	<b>₱294,663,466</b>	<b>₱102,065,503</b>	<b>₱20,829,681</b>	<b>₱20,283,700</b>	<b>₱872,012,237</b>

2020						
	Land	Machinery and Equipment	Buildings	Leasehold and Land Improvements	Office Furniture, Fixtures and Equipment	Total
<b>Cost</b>						
Balance at beginning of year	₱386,767,894	₱521,415,893	₱210,211,827	₱32,189,597	₱64,486,178	₱1,215,071,389
Additions	–	37,415,918	1,907,000	1,330,272	15,900,266	56,553,456
Revaluation gain	52,944,993	14,819,545	(46,872,240)	(2,913,336)	4,052,250	22,031,212
Reclassification and adjustments	–	(3,921,456)	1,881,000	(666,891)	(1,799,350)	(4,506,697)
Disposals	–	–	–	–	(80,900)	(80,900)
Balance at end of year	439,712,887	569,729,900	167,127,587	29,939,642	82,558,444	1,289,068,460
<b>Accumulated Depreciation and Amortization</b>						
Balance at beginning of year	–	207,564,305	54,865,526	13,521,636	47,832,102	323,783,569
Depreciation and amortization (Notes 18 and 19)	–	46,944,675	10,054,254	3,238,253	11,964,485	72,201,667
Reclassification and adjustments	–	(7,531,534)	250,465	(4,154,561)	(2,139,385)	(13,575,015)
Disposals	–	–	–	–	(60,675)	(60,675)
Balance at end of year	–	246,977,446	65,170,245	12,605,328	57,596,527	382,349,546
<b>Net carrying amount</b>	<b>₱439,712,887</b>	<b>₱322,752,454</b>	<b>₱101,957,342</b>	<b>₱17,334,314</b>	<b>₱24,961,917</b>	<b>₱906,718,914</b>

If all the property, plant and equipment were measured at cost model, the carrying amounts will be as follows:

2021						
	Land	Machinery and Equipment	Buildings	Leasehold and Land Improvements	Office Furniture, Fixtures and Equipment	Total
Cost	₱14,159,490	₱497,902,014	₱190,421,988	₱35,282,493	₱83,211,132	₱820,977,117
Accumulated depreciation and impairment	—	(266,429,519)	(62,608,559)	(12,641,339)	(65,220,773)	(406,900,190)
Net carrying amount	₱14,159,490	₱231,472,495	₱127,813,429	₱22,641,154	₱17,990,359	₱414,076,927

2020						
	Land	Machinery and Equipment	Buildings	Leasehold and Land Improvements	Office Furniture, Fixtures and Equipment	Total
Cost as at year end	₱19,702,490	₱484,411,926	₱184,106,786	₱28,696,138	₱73,147,281	₱790,064,621
Accumulated depreciation and impairment	—	(230,714,608)	(54,063,595)	(9,452,634)	(52,946,926)	(347,177,763)
Net carrying amount	₱19,702,490	₱253,697,318	₱130,043,191	₱19,243,504	₱20,200,355	₱442,886,858

The Company's property, plant and equipment (except transportation equipment and construction in-progress) was appraised in 2020 and 2018.

#### Fair Value Measurement

The Company's property, plant and equipment (except for transportation equipment and construction in-progress) were appraised by an independent firm of appraisers. The latest appraisal report is at December 31, 2020. The fair value measurement for property, plant and equipment has been categorized as level 3 (significant unobservable inputs).

The description of valuation techniques used and key inputs to valuation on property, plant and equipment follows:

#### *Market approach*

Sales comparison approach involves the comparison of the land to those that are more or less located within the vicinity of the appraised property and are subject of recent sales and offerings.

Adjustments were made to arrive at the market value by considering the location, size, shape, utility, desirability and time element.

	Valuation Technique	Significant Unobservable Inputs	Range	
			2021	2020
Land	Sales Comparison Approach	Price per square meter	₱1,493-₱1,857	₱1,493-₱1,857
		Value adjustments	35%-48%	35%-48%

Significant increases (decreases) in estimated price per square meter in isolation would result in a significantly higher (lower) fair value on a linear basis.



*Replacement cost less accumulated depreciation*

Replacement cost approach is a method under the cost approach that indicates the value by calculating the current replacement cost of an asset less deductions for physical deterioration and all relevant forms of obsolescence. Depreciation is estimated as evidence by the observed condition and present and prospective serviceability in comparison with new units of like kind.

	Valuation Technique	Significant Unobservable Inputs	Remaining economic life
Machinery and Equipment	Cost Reproduction Approach	Replacement cost less accrued depreciation	3 - 5 years remaining economic life
Buildings	Cost Reproduction Approach	Replacement cost less accrued depreciation	7 - 25 years remaining economic life
Land Improvements	Cost Reproduction Approach	Replacement cost less accrued depreciation	2 - 4 years remaining economic life
Office Furniture, Fixtures and Equipment	Cost Reproduction Approach	Replacement cost less accrued depreciation	2 - 4 years remaining economic life
Leasehold Improvements	Cost Reproduction Approach	Replacement cost less accrued depreciation	2 - 4 years remaining economic life

This approach is applied by estimating the amount that currently would be required to construct a substitute asset of comparable utility.

Significant increases (decreases) in the replacement cost in isolation would result in a significantly higher (lower) fair value on a linear basis.

At Cost

The composition and movements of this account are presented below:

	2021		
	Transportation Equipment	CIP	Total
<b>Cost</b>			
Balance at beginning of year	₱51,158,960	₱17,510,838	₱68,669,798
Additions	—	36,202,504	36,202,504
Reclassification	—	(15,013,385)	(15,013,385)
Disposals	(2,998,000)	—	(2,998,000)
Balance at end of year	₱48,160,960	₱38,699,957	₱86,860,917
<b>Accumulated Depreciation, and Amortization</b>			
Balance at beginning of year	38,955,653	—	38,955,653
Depreciation and amortization (Notes 18 and 19)	4,922,099	—	4,922,099
Disposals	(2,998,000)	—	(2,998,000)
Balance at end of year	40,879,752	—	40,879,752
<b>Net carrying amount</b>	<b>₱7,281,208</b>	<b>₱38,699,957</b>	<b>₱45,981,165</b>



	2020		
	Transportation Equipment	CIP	Total
Cost			
Balance at beginning of year	₱57,894,027	₱14,787,329	₱72,681,356
Additions	1,054,340	12,796,052	13,850,392
Reclassification	(2,234,513)	(10,072,543)	(12,307,056)
Disposals	(5,554,894)	—	(5,554,894)
Balance at end of year	₱51,158,960	₱17,510,838	₱68,669,798
Accumulated Depreciation and Amortization			
Balance at beginning of year	₱39,095,330	₱—	₱39,095,330
Depreciation and amortization (Notes 18 and 19)	7,692,669	—	7,692,669
Reclassification	(2,277,452)	—	(2,277,452)
Disposals	(5,554,894)	—	(5,554,894)
Balance at end of year	38,955,653	—	38,955,653
Net carrying amount	₱12,203,307	₱17,510,838	₱29,714,145

In 2021 and 2020, the Company sold property, plant and equipment for a cash consideration of ₱1.0 million and nil, resulting to a loss on disposal amounting to ₱1.0 million and ₱2.3 million, respectively.

Construction in-progress represents cost incurred in the construction of the Company's offices, cabling installation, piping, bagging system installation, and other developments. Costs primarily include raw materials procurement, general construction works and installation costs.

As at December 31, 2021 and 2020, there are no significant contractual commitments entered into by the Company.

Depreciation and amortization expense follow:

	2021	2020	2019
Property, plant and equipment:			
At revalued amount	<b>₱80,327,323</b>	₱72,201,667	₱70,357,023
At cost	<b>4,922,099</b>	7,692,669	22,522,996
Right-of-use asset (Note 13)	<b>17,079,097</b>	79,038,348	64,379,209
Computer software (Note 13)	<b>3,678,102</b>	3,678,102	3,678,102
	<b>₱106,006,621</b>	₱162,610,786	₱160,937,330

## 12. Investment Properties

Investment properties comprise of the Company's hatchery buildings, and dressing and rendering plants that are held to earn rentals and parcels of land which are either for lease or foreclosed by the Company to settle customers' liabilities. These foreclosed parcels of land are being held for capital appreciation only.



Movements in this account are summarized below:

<b>December 31, 2021</b>			
	<b>Land</b>	<b>Building</b>	<b>Total</b>
Balance at beginning of year	<b>₱554,272,573</b>	<b>₱377,103,407</b>	<b>₱931,375,980</b>
Gain (loss) on fair value changes	<b>7,830,673</b>	<b>(6,562,540)</b>	<b>1,268,133</b>
Additions	<b>—</b>	<b>43,610,106</b>	<b>43,610,106</b>
Transfer from property, plant and equipment	<b>5,543,000</b>	<b>—</b>	<b>5,543,000</b>
Disposals	<b>(1,870,779)</b>	<b>—</b>	<b>(1,870,779)</b>
Write-offs	<b>(6,493,688)</b>	<b>—</b>	<b>(6,493,688)</b>
Balance at end of year	<b>₱559,281,779</b>	<b>₱414,150,973</b>	<b>₱973,432,752</b>

<b>2020</b>			
	<b>Land</b>	<b>Building</b>	<b>Total</b>
Balance at beginning of year	<b>₱545,128,167</b>	<b>₱257,138,422</b>	<b>₱802,266,589</b>
Gain on fair value changes	<b>3,992,855</b>	<b>60,377</b>	<b>4,053,232</b>
Additions	<b>5,398,766</b>	<b>119,904,608</b>	<b>125,303,374</b>
Disposals	<b>(247,215)</b>	<b>—</b>	<b>(247,215)</b>
Balance at end of year	<b>₱554,272,573</b>	<b>₱377,103,407</b>	<b>₱931,375,980</b>

The composition of investment properties as at December 31 are as follows:

	<b>2021</b>	<b>2020</b>
Cost	<b>₱597,716,371</b>	<b>₱556,927,732</b>
Cumulative gain on fair value changes	<b>375,716,381</b>	<b>374,448,248</b>
	<b>₱973,432,752</b>	<b>₱931,375,980</b>

Rental income earned from the dressing plant in Bulacan amounted to ₱11.1 million, ₱11.9 million and ₱11.2 million for the years ended December 31, 2021, 2020 and 2019, respectively (see Note 20). Direct costs related to properties that generate rental income amounted to ₱0.9 million, ₱0.6 million and ₱0.6 million in 2021, 2020 and 2019, respectively.

#### Fair Value Measurement

Investment properties are revalued periodically at fair values as determined by an independent firm of appraisers. The latest appraisal reports are at December 31, 2021. The Company recognized fair value gain of ₱1.3 million, ₱4.1 million and ₱158.3 million in 2021, 2020 and 2019, respectively. The fair value measurement for investment properties has been categorized as Level 3 (significant unobservable inputs).

Description of valuation techniques used and key inputs to valuation on investment properties follows:



### *Market approach*

Sales comparison approach involves the comparison of the land to those that are more or less located within the vicinity of the appraised property and are subject of recent sales and offerings. Adjustments were made to arrive at the market value by considering the location, size, shape, utility, desirability and time element.

	Valuation Technique	Significant Unobservable Inputs	Range	
			2021	2020
Land	Sales Comparison Approach	Price per square meter Value adjustments	<b>₱200-12,000</b> <b>5%-21%</b>	₱200-₱12,000 5%-21%

### *Replacement cost less accumulated depreciation*

Replacement cost approach is a method under the cost approach that indicates the value by calculating the current replacement cost of an asset less deductions for physical deterioration and all relevant forms of obsolescence. Depreciation is estimated as evidence by the observed condition and present and prospective serviceability in comparison with new units of like kind.

	Valuation Technique	Significant Unobservable Inputs	Remaining economic life
Improvements	Cost Reproduction Approach	Replacement cost less accrued depreciation	7 - 33 years remaining economic life

### *Income approach*

Income approach is a form of analysis allows an investor or owner to make an assessment of the long-term return that is likely to be derived from a property with a combination of rental and capital growth over an assumed investment horizon.

	Valuation Technique	Significant Unobservable Inputs
Bulacan and Davao dressing plants	Income Approach	Price per square meter, value adjustments, discount rate, lease rates, escalation rate, and vacancy and bad debt allowance

The significant unobservable inputs to fair valuation are as follows:

*Price per square meter:* estimated value prevailing in the real estate market depending on the location, area, shape and time element.

*Value adjustments:* adjustments are made to bring the comparative values in approximation to the investment property taking into account the location, size, architectural features and etc.

*Discount rate:* This was arrived at by summing up the risk-free rate and management /liquidity rate. Management/liquidity rate refers to the estimated premium to compensate for the burden of management and the ease with which an investment can be sold.

*Lease rates:* estimated rental rates prevailing in the real estate market depending on the location of the properties.

*Escalation rate:* adjustments are made to account for the increase in rental rates in the subsequent periods.

*Vacancy and bad debt allowance:* adjustments made to consider that the properties may experience vacancies (even in a strong rental market) due to the time lag between successive tenants (e.g., remodeling, maintenance). Collection losses can result from a tenant's inability or refusal to pay rent.



Significant increases (decreases) in estimated price per square meter, value adjustments, discount rates, lease rates, escalation rate, and vacancy and bad debt allowance in isolation would result in a significantly higher (lower) fair value on a linear basis. Significant increases (decreases) in discount rates and vacancy and bad debt allowance in isolation would result in a significantly lower (higher) fair value on a linear basis.

### 13. Right-of-Use Assets and Other Noncurrent Assets

#### Right-of-use Assets

Movements in right-of-use assets are as follows:

December 31, 2021			
	Building	Transportation Equipment	Total
<b>Cost</b>			
Balance at beginning of year	₱12,065,912	₱71,138,213	₱83,204,125
Additions	—	23,194,616	23,194,616
Reclassification	—	254,756	254,756
<b>Balance at end of year</b>	<b>12,065,912</b>	<b>94,587,585</b>	<b>106,653,497</b>
<b>Accumulated Amortization</b>			
Balance at beginning of year	5,550,319	45,102,446	50,652,765
Depreciation	2,895,819	14,183,278	17,079,097
<b>Balance at end of year</b>	<b>8,446,138</b>	<b>59,285,724</b>	<b>67,731,862</b>
<b>Net carrying value</b>	<b>₱3,619,774</b>	<b>₱35,301,861</b>	<b>₱38,921,635</b>

December 31, 2020				
	Building	Transportation Equipment	Machineries	Total
<b>Cost</b>				
Balance at beginning of year	₱21,455,220	₱73,847,259	₱174,905,773	₱270,208,252
Pre-termination of lease contract (see Note 27)	(9,389,308)	—	(174,905,773)	(184,295,081)
Disposals	—	(2,709,046)	—	(2,709,046)
<b>Balance at end of year</b>	<b>12,065,912</b>	<b>71,138,213</b>	<b>—</b>	<b>83,204,125</b>
<b>Accumulated Amortization</b>				
Balance at beginning of year	6,426,192	32,390,718	43,726,443	82,543,353
Depreciation	7,226,572	14,379,852	57,431,924	79,038,348
Pre-termination of lease contract (see Note 27)	(8,102,445)	—	(101,158,367)	(109,260,812)
Disposals	—	(1,668,123)	—	(1,668,123)
<b>Balance at end of year</b>	<b>5,550,319</b>	<b>45,102,447</b>	<b>—</b>	<b>50,652,766</b>
<b>Net carrying value</b>	<b>₱6,515,593</b>	<b>₱26,035,766</b>	<b>₱—</b>	<b>₱32,551,359</b>

#### Other Noncurrent Assets

	2021	2020
Project development costs	₱31,368,395	₱31,368,396
Security deposits	15,459,460	9,729,018
Computer software	19,661,027	6,349,023
	66,488,882	47,446,437
Allowance for impairment losses	(31,368,395)	(31,368,396)
	₱35,120,487	₱16,078,041



Project development costs represent expenses incurred on the Company's aqua feeds and aqua culture projects. Based on management's evaluation, these costs may no longer be recoverable. Accordingly, the project development cost amounting to ₱31.4 million was provided with full valuation allowance as at December 31, 2021 and 2020.

Security deposits represent rental and other deposits paid by the Company and will be returned at the end of the lease term (see Note 27).

Movements in computer software are as follows:

	2021	2020
<b>Cost</b>		
Balance at beginning of year	<b>₱26,354,542</b>	₱23,867,955
Additions	<b>16,990,106</b>	2,486,587
Balance at end of year	<b>43,344,648</b>	26,354,542
<b>Accumulated Depreciation and Amortization</b>		
Balance at beginning of year	<b>20,005,519</b>	16,327,417
Depreciation and amortization	<b>3,678,102</b>	3,678,102
Balance at end of year	<b>23,683,621</b>	20,005,519
<b>Net Book Value</b>	<b>₱19,661,027</b>	₱6,349,023

Computer software is amortized over the economic life of three years with an average remaining useful life of two to three years.

#### 14. Trade and Other Payables

	2021	2020
Trade payables		
Third parties	<b>₱1,170,645,926</b>	₱1,202,401,796
Related parties (Note 24)	<b>89,707,830</b>	41,918,534
Accrued expenses		
Selling and administrative	<b>218,454,340</b>	79,318,075
Outside services	<b>31,336,924</b>	77,195,148
Others	<b>66,319,172</b>	35,663,921
Nontrade payables	<b>88,002,512</b>	145,102,863
Customers' deposits	<b>12,035,187</b>	27,670,921
Statutory liabilities	<b>15,945,595</b>	19,887,934
	<b>₱1,692,447,486</b>	₱1,629,159,192

Trade payables primarily consist of liabilities arising from purchases of raw materials in the normal course of business. These are noninterest-bearing and are generally on a 90-day credit term.

Accrued expenses mainly pertain to salaries and wages, freight and handling, outside services, rebates, taxes and licenses, commission, plant and office supplies. Accrued expenses are normally settled within one year.

Nontrade payables are liabilities arising from purchases of goods, other than raw materials, and various services giving rise to expenses such as trucking fees, utilities, security services and inspection fees, among others. These are settled within one year.





Customers' deposits are amounts received from animal and aqua feeds' customers. These serve as collateral for any unpaid balances.

Other payables consist of social security premiums payable and other statutory liabilities. These are normally settled within a month.

## 15. Loans Payable

This account consists of the following:

	2021	2020
Short-term loans	<b>₱381,932,829</b>	₱132,023,529
Long-term loans	<b>123,118,899</b>	147,940,328
	<b>₱505,051,728</b>	₱279,963,857
	2021	2020
Short-term loans	<b>₱381,932,829</b>	₱132,023,529
Current portion of long-term loans	<b>24,821,429</b>	24,821,429
Current portion	<b>406,754,258</b>	156,844,958
Noncurrent portion of long-term loans	<b>98,297,470</b>	123,118,899
	<b>₱505,051,728</b>	₱279,963,857

Total availment of loans payable amounted to ₱540.7 million and ₱457.5 million in 2021 and 2020, respectively. Total payments of loans payable amounted to ₱315.6 million and ₱709.9 million in 2021 and 2020, respectively.

Interest expense on loans payable amounted to ₱20.7 million, ₱23.4 million and ₱60.7 million in 2021, 2020 and 2019, respectively.

The Company's short-term and long-term loans are not subject to any debt covenants.

### Short-Term Loans

In 2021 and 2020, the Company obtained unsecured Peso-denominated short-term loans from local banks to finance working capital requirements. The Company's short-term loans bear interest at rates ranging from 6.00% to 6.50%.

In 2020, the Company also obtained short-term loan amounting to ₱87.4 million from one of its stockholders bearing an interest rate of 3% per annum (see Note 24). The carrying value of this short-term loan as at December 31, 2020 is ₱76.6 million. This short-term loan was fully paid in 2021.

### Long-Term Loans

Long-term loans of the Company have remaining terms of five years. The Company's long-term loans bear interest at repriced interest rates ranging from 6.13% to 6.25%.

#### a. ₱86.9 million promissory note

On October 31, 2018, the Parent Company entered into an aggregate of ₱86.9 million, eight-year loan with China Bank Savings, Inc. ("CBS") payable in 28 quarterly installments with an interest rate of 7.875% per annum, repriced annually. Debt issue cost related to the promissory note



pertaining to documentary stamp tax of ₱0.7 million was capitalized as part of the carrying amount of the loan amortized over the loan term using the effective interest method.

b. ₱86.9 million promissory note

On December 6, 2018, the Parent Company entered into an aggregate of ₱86.9 million, eight-year loan with CBS payable in 28 quarterly installments with an interest rate of 8.125% per annum, repriced annually. Debt issue cost related to the promissory note pertaining to documentary stamp tax of ₱0.7 million was capitalized as part of the carrying amount of the loan amortized over the loan term using the effective interest method.

## 16. Cash Bond Deposits

Cash bond deposits amounting to ₱48.1 million and ₱40.1 million as at December 31, 2021 and 2020, respectively, substantially consist of surety bond deposits obtained from contract growers, contract breeders, customers and salesmen. These will be refunded upon termination of the contract.

The carrying amounts of the cash bond deposits are at nominal values because the timing of the refund or settlement of the deposits could not be reasonably estimated.

## 17. Revenue

	2021	2020	2019
Sales			
Feeds	<b>₱4,821,057,084</b>	₱4,218,925,663	₱4,027,789,349
Foods	<b>4,236,179,697</b>	3,133,270,647	4,046,782,155
Farms	<b>742,624,261</b>	462,852,599	477,343,897
Sales discount, returns and allowances	<b>(150,699,234)</b>	(132,617,951)	(113,017,990)
	<b>9,649,161,808</b>	7,682,430,958	8,438,897,411
Changes in fair values of biological assets	<b>55,119,641</b>	199,489,329	479,569,099
	<b>₱9,704,281,449</b>	₱7,881,920,287	₱8,918,466,510

The changes in fair values of biological assets are recognized for (see Note 8):

	2021	2020	2019
Day-old chicks and broilers	<b>₱48,631,208</b>	₱199,489,329	₱479,569,099
Parent stock	<b>6,488,433</b>	—	—
	<b>₱55,119,641</b>	₱199,489,329	₱479,569,099



## 18. Cost of Goods Sold

	2021	2020	2019
Inventories used (Note 8)	<b>₱7,645,035,746</b>	₱5,982,643,379	₱6,650,598,455
Outside services	<b>712,164,921</b>	785,219,089	783,154,116
Contractual services	<b>258,517,601</b>	92,865,024	40,779,898
Depreciation (Notes 11 and 13)	<b>72,016,730</b>	128,319,828	122,958,110
Salaries and employee benefits (Note 19)	<b>38,472,730</b>	63,574,816	78,170,496
Communication, light and water	<b>31,797,494</b>	45,151,999	39,894,661
Repairs and maintenance	<b>8,216,556</b>	25,618,917	9,665,810
Others	<b>3,731,646</b>	2,331,110	4,394,843
	<b>₱8,769,953,424</b>	₱7,125,724,162	₱7,729,616,389

## 19. Operating Expenses

Operating expenses in the consolidated statements of comprehensive income are classified as follows:

	2021	2020	2019
Administrative expenses	<b>₱452,654,119</b>	₱260,967,587	₱286,028,208
Selling and distribution expenses	<b>248,272,613</b>	275,792,670	302,276,938
	<b>₱700,926,732</b>	₱536,760,257	₱588,305,146

The details of operating expenses by nature are shown below:

	2021	2020	2019
Salaries and employee benefits (Note 24)	<b>₱209,487,866</b>	₱146,160,261	₱189,624,710
Transportation, travel and freight and handling	<b>207,879,032</b>	193,871,823	164,130,588
Publications and subscriptions	<b>38,877,116</b>	921,458	3,139,567
Depreciation and amortization (Notes 11 and 13)	<b>33,989,891</b>	34,290,958	37,979,220
Advertising and promotions	<b>30,852,722</b>	17,087,198	23,013,540
Professional fees	<b>29,894,725</b>	22,931,396	21,522,711
Representation and entertainment	<b>24,959,164</b>	5,243,696	16,688,758
Commissions	<b>21,476,608</b>	9,748,116	15,298,296
Contractual services	<b>20,517,627</b>	20,539,027	20,175,914
Taxes and licenses	<b>17,764,542</b>	14,632,394	30,794,775
Rentals (Note 27)	<b>8,526,711</b>	21,106,429	21,626,674
Communications, light and water	<b>8,374,622</b>	8,774,538	9,693,809
Supplies	<b>7,437,118</b>	4,629,887	4,479,922
Insurance	<b>4,383,834</b>	4,364,799	4,483,422
Repairs and maintenance	<b>4,121,943</b>	8,272,443	4,141,570
Others	<b>32,383,211</b>	24,185,834	21,511,670
	<b>₱700,926,732</b>	₱536,760,257	₱588,305,146

Other expenses include, among others, association dues, contributions, training and seminar costs and inspections fees.



### Employee Benefits

Breakdown of employee benefits is presented below:

	2021	2020	2019
Salaries and wages	<b>₱218,104,366</b>	₱182,391,552	₱233,914,570
Retirement benefits (Note 22)	<b>16,993,091</b>	14,327,563	19,571,098
Other short-term benefits	<b>12,863,139</b>	13,015,962	14,309,538
	<b>₱247,960,596</b>	₱209,735,077	₱267,795,206

Salaries and employee benefits is allocated as follows:

	2021	2020	2019
Cost of goods sold (see Note 18)	<b>₱38,472,730</b>	₱63,574,816	₱78,170,496
Operating expenses:			
Administrative expenses	<b>166,331,166</b>	105,090,755	101,155,581
Selling and distribution expenses	<b>43,156,700</b>	41,069,506	88,469,129
	<b>209,487,866</b>	146,160,261	189,624,710
	<b>₱247,960,596</b>	₱209,735,077	₱267,795,206

### Depreciation and Amortization

Depreciation and amortization are allocated as follows (see Notes 11 and 13):

	2021	2020	2019
Cost of goods sold (Note 18)	<b>₱72,016,730</b>	₱128,319,828	₱122,958,110
Operating expenses:			
Administrative expenses	<b>16,680,045</b>	16,996,891	18,825,040
Selling and distribution expenses	<b>17,309,846</b>	17,294,067	19,154,180
	<b>33,989,891</b>	34,290,958	37,979,220
	<b>₱106,006,621</b>	₱162,610,786	₱160,937,330

## **20. Other Operating Income**

	2021	2020	2019
Miscellaneous sales (scrap materials, etc.)	<b>₱17,467,801</b>	₱19,449,045	₱18,161,672
Rentals (Notes 24 and 27)	<b>11,096,404</b>	11,895,676	11,237,321
Tolling services	–	12,626,140	–
	<b>₱28,564,205</b>	₱43,970,861	₱29,398,993



## 21. Other Income (Charges)

	2021	2020	2019
Impairment losses on:			
Receivables (Note 7)	(P10,157,719)	(P10,673,157)	(P23,124,961)
Inventory (Note 8)	—	(892,276)	—
Deficiency tax settlement	(10,000,000)	(15,073,202)	(56,517,505)
Loss on chicken mortalities	(7,024,740)	—	—
Foreign exchange gain (loss)	(5,714,952)	2,455,497	1,516,061
Gain (loss) on disposal of property, plant and equipment, and investment property	(1,060,988)	(2,269,651)	410,176
Gain on pre-termination of lease contracts	—	3,424,542	—
Professional fees	—	—	(57,720,854)
Gain on reversal of long-outstanding payables	—	—	34,264,507
Recovery of accounts written-off	—	—	5,295,695
Gain on reversal of allowance for inventory losses	—	—	2,382,824
Others - net	(8,937,475)	(355,478)	(1,179,160)
	<b>(P42,895,874)</b>	<b>(P23,383,725)</b>	<b>(P94,673,217)</b>

Deficient tax settlement pertains to the Company's payments to Bureau of Internal Revenue to settle tax assessments (including accruals).

Professional expense pertains to one-time consultancy made during 2019. This pertains to payments to local and international consultants for the operational efficiency of the Company.

## 22. Net Retirement Liability

The Company maintains a partially funded, noncontributory post-employment defined benefit plan covering all of its regular full-time employees. The defined benefit plan is being administered by a trustee bank which is responsible for the administration of the plan assets and for the definition of the investment strategy. The Company's retirement benefits are based on years of service and one and one-fourth month's salary for every year of continuous service.

The plan is exposed to interest rate risks and changes in the life expectancy of qualified employees. The plan is not exposed to significant concentrations of risk on the plan assets.

Actuarial valuations are made periodically to update the retirement liability and the amount of contributions. The latest actuarial valuation of the plan is as at December 31, 2021.



Breakdown of retirement expense recognized in the consolidated statements of comprehensive income is as follows:

	2021	2020	2019
Current service costs	<b>₱11,956,045</b>	₱9,321,592	₱11,749,402
Interest expense	<b>5,187,339</b>	5,215,260	8,096,322
Interest income	<b>(150,293)</b>	(209,289)	(274,626)
	<b>₱16,993,091</b>	₱14,327,563	₱19,571,098

The amounts of net retirement liability recognized in the consolidated statements of financial position are determined as follows:

	2021	2020
Present value of the DBO	<b>₱170,439,444</b>	₱136,150,631
FVPA	<b>(3,978,184)</b>	(3,944,702)
	<b>₱166,461,260</b>	₱132,205,929

Movements in the present value of the DBO are as follows:

	2021	2020
Balance at beginning of year	<b>₱136,150,631</b>	₱95,342,964
Remeasurement loss recognized in OCI	<b>23,014,388</b>	28,310,195
Current service costs	<b>11,956,045</b>	9,321,592
Interest expense	<b>5,187,339</b>	5,215,260
Benefits paid	<b>(5,868,959)</b>	(2,039,380)
Balance at end of year	<b>₱170,439,444</b>	₱136,150,631

Movements in the FVPA are presented below:

	2021	2020
Balance at beginning of year	<b>₱3,944,702</b>	₱3,826,125
Interest income	<b>150,293</b>	209,289
Remeasurement loss	<b>(116,811)</b>	(90,712)
	<b>₱3,978,184</b>	₱3,944,702

Remeasurement loss on retirement liability, net of tax presented in the consolidated statements of comprehensive income for the years ended December 31 were are follows:

	2021	2020	2019
Remeasurement loss (gain)	<b>₱23,131,199</b>	₱28,400,907	(₱27,457,993)
Deferred income tax effect			
Current year	<b>(5,782,800)</b>	(8,520,272)	8,237,397
Impact of CREATE	<b>409,586</b>	—	—
	<b>(5,373,214)</b>	(8,520,272)	8,237,397
Remeasurement loss (gain)	<b>₱17,757,985</b>	₱19,880,635	(₱19,220,596)



Actual returns on plan assets amounted to ₱33,482 and ₱118,577 in 2021 and 2020, respectively. The categories of plan assets of the Company are as follows:

	2021	2020
Cash and cash equivalents	<b>₱1,992,275</b>	₱1,631,262
Equity instruments	<b>502,047</b>	501,924
Debt instruments	<b>1,487,840</b>	1,801,697
Others	<b>(3,978)</b>	9,819
	<b>₱3,978,184</b>	₱3,944,702

There are no expected future contributions in the plan in 2022.

The schedule below presents a projection of benefit payments expected to be paid out of the retirement fund.

	2021	2020
Less than one year	<b>₱18,757,732</b>	₱8,067,134
Between one and five years	<b>46,202,735</b>	41,849,209
Over five years	<b>103,855,449</b>	74,331,793
	<b>₱168,815,916</b>	₱124,248,136

For the determination of retirement liability, the following actuarial assumptions were used:

	2021	2020
Discount rate	<b>5.07%</b>	3.81%
Expected rate of salary increase	<b>5.00%</b>	5.00%
Average remaining working life of an employee retiring at the age of 60:		
Male	<b>39</b>	39
Female	<b>34</b>	34

The weighted average duration of the present value of defined benefit obligation is 9.1 and 9.8 years in 2021 and 2020, respectively.

A quantitative sensitivity analysis for changes in assumptions as at December 31, 2021 and 2020 are shown below (amounts in thousands):

		Impact on Defined Benefit Obligation	
	Change in Assumptions	2021	2020
Discount rate	+100 bps	<b>(₱14,073)</b>	(₱12,335)
	-100 bps	<b>16,277</b>	14,346
Salary rate	+100 bps	<b>16,122</b>	14,026
	-100 bps	<b>(14,207)</b>	(12,314)



## 23. Income Tax

The components of provision for (benefit from) income tax as reported in the consolidated statements of comprehensive income are as follows:

	2021	2020	2019
RCIT (25% in 2021; 30% in 2020 and 2019)	<b>₱28,700,503</b>	₱—	₱28,333,100
MCIT (1% in 2021; 2% in 2020 and 2019)	—	11,629,665	—
Impact of CREATE Act on current income tax	<b>(2,907,407)</b>	—	—
Deferred income tax expense (benefit)	<b>5,371,040</b>	4,509,242	(14,469,008)
	<b>₱31,164,136</b>	₱16,138,907	₱13,864,092

The reconciliation of tax on pretax income computed at the applicable statutory rates to tax expense (benefit) reported in the consolidated statements of comprehensive income is as follows:

	2021	2020	2019
Income tax expense at statutory tax rate	<b>₱30,151,438</b>	₱7,628,103	₱42,954,040
Change in unrecognized deferred tax assets	<b>(3,700,188)</b>	6,146,121	(14,977,843)
Tax effects of:			
Nondeductible expenses	<b>3,966,426</b>	4,310,507	35,410,668
Depreciation on investment properties at cost	<b>(5,145,889)</b>	(1,885,133)	—
Adjustment on CREATE Act for 2020 recognized in 2021	<b>5,928,920</b>	—	—
Income already subjected to final tax	<b>(36,572)</b>	(60,691)	(65,596)
Nontaxable income	—	—	(49,966,013)
Reversal of deferred tax asset	—	—	508,836
	<b>₱31,164,136</b>	₱16,138,907	₱13,864,092

The components of the recognized net deferred tax assets and liabilities as at December 31 are as follows:

	2021	2020
<i>Deferred tax assets:</i>		
Allowance for impairment loss on:		
Trade and other receivables	<b>₱47,419,163</b>	₱86,420,270
Project development costs	<b>7,842,099</b>	9,410,519
Property, plant and equipment	<b>4,494,042</b>	5,392,850
Inventory	<b>224,079</b>	268,895
Retirement liability	<b>40,617,264</b>	39,075,932
Excess of lease liability over right-of-use asset	<b>770,909</b>	(2,775,761)
	<b>101,367,556</b>	137,792,705





	2021	2020
<i>Deferred tax liabilities:</i>		
Revaluation reserve on property, plant and equipment	(P114,483,826)	(P139,149,616)
Changes in fair value of investment properties	(50,952,993)	(71,838,070)
Changes in fair value of biological assets	(111,288)	(9,451,797)
Gain on pre-termination of contract	—	(1,027,362)
	(165,548,107)	(221,466,845)
Net deferred tax liabilities	(P64,180,551)	(P83,674,140)

Details of MCIT, which can be claimed as deduction from future RCIT due within three years from the year the MCIT was incurred, is shown below.

Year Incurred	Beginning Balance	Incurred	Applied	Ending Balance	Valid Until
2020	P6,146,121	P—	(3,700,188)	P—	2023
2020 CREATE impact	(2,445,933)	—	—	—	2023
2018	3,346,948	—	(3,346,948)	—	2021
2016	11,630,895	—	(11,630,895)	—	2019
	P18,678,031	P—	(P18,678,031)	P—	

The amount of MCIT and other deductible temporary differences as at December 31 which the related deferred tax assets have not been recognized are shown below.

	2021		2020	
	Amount	Tax Effect	Amount	Tax Effect
Allowance for ECL on:				
Receivable from insurance	P71,460,773	P17,865,193	P71,460,773	P21,438,232
Trade and other receivables	23,631,013	5,907,753	19,704,509	5,911,353
Retirement liability	3,992,203	998,051	3,992,203	1,197,661
MCIT	—	—	6,146,121	6,146,121
	P99,083,989	P24,770,997	P101,303,606	P34,693,367

## 24. Related Party Transactions

The Company engages, in the normal course of business, in various transactions with its related parties which include stockholders, entities under common control, key management and others, as described below. Unless otherwise indicated, settlement of related party transactions is made thru cash.

### Payable to a Stockholder

*Settlement of Restructured Debt.* Payable to a stockholder resulted mainly from the acquisition by Kormasinc of the Company's restructured debt from creditors. Of the restructured debt of P3.2 billion acquired by Kormasinc (including interest of P200.0 million), P2.4 billion was converted to equity in 2013.

On December 22, 2017, the SEC approved the debt to equity conversion of the remaining payable of P407.1 million to Kormasinc at P1.52 a share. Consequently, Kormasinc's ownership interest increased from 69.2% to 71.90% (see Notes 1 and 25).



Due to and from related parties

*Trade Receivables.* The Company sells animal feeds, raw materials, feed supplements and dressed chicken to related parties, which are due within 90 days and are noninterest bearing (see Note 7).

*Advances to and from Related Parties.* The Company grants unsecured advances to its related parties for working capital requirements. These are payable on demand, hence, are classified under current assets in the consolidated statements of financial position.

*Trade Payable.* The Company buys raw materials, hogs, and breeder flocks from related parties. These are noninterest-bearing and are generally on a 90-day credit term (see Note 14).

*Operating leases - the Company as lessor.* The Company is a lessor to related party leases covering the lease of a dressing plant, ice plant and rendering plant in Bulacan (i.e., dressing and rendering), which has a remaining lease term of around 3 years.

Summarized below are the outstanding accounts arising from these transactions (see Notes 7, 14 and 20):

		2021		2020	
Related Parties	Nature of Transactions	Amount of Transactions	Outstanding Balances	Amount of Transactions	Outstanding Balances
Trade and other receivables					
Entities under common control	Sales	₱1,426,066,299		₱1,072,194,796	
	Collections	(1,358,918,127)	₱262,799,719	(1,105,153,625)	₱195,651,548
Trade and other payables					
Entities under common control	Purchases	₱1,744,904,273		₱1,429,424,720	
	Payments	(1,697,114,977)	₱89,707,830	(1,481,354,755)	₱41,918,534
Operating lease					
Entities under common control	Rental income	₱11,096,404		₱11,895,676	
	Collection	(5,835,411)	5,260,993	(11,895,676)	₱-

The Company also availed of interest-bearing advances from a shareholder which are payable within a year. On September 28, 2020 to November 27, 2020, the Company was granted a series of advances (term: 90 day; interest rate: 3% per annum) amounting to ₱89.9 million from one of the Company's stockholders.

Related Party	Nature of Transactions	2021		2020	
		Amount of Transactions	Outstanding Balances	Amount of Transactions	Outstanding Balances
Stockholder	Advances for working capital	₱-		₱89,905,000	
	Interest	-	-	407,532	₱76,633,329

Advances to Officers

The Company grants unsecured, noninterest-bearing advances to its officers which are normally collected within one year through salary deduction (see Note 7). Certain officers also pay operating expenses on behalf of the Company which are payable upon demand (see Note 14). Shown below are the movements in the accounts.

	Nature of Transactions	2021		2020	
		Amount of Transactions	Outstanding Balances	Amount of Transactions	Outstanding Balances
Advances to officers	Net transactions	₱473,848	₱12,474,296	(₱137,572)	₱12,000,448



### Compensation of Key Management Personnel

The compensation includes the following:

	2021	2020	2019
Short-term employee benefits	<b>₱43,561,950</b>	₱41,524,264	₱38,616,323
Retirement benefits	<b>5,872,830</b>	2,984,183	3,909,370
Others	<b>2,784,789</b>	2,303,769	2,201,141
	<b>₱52,219,569</b>	₱46,812,216	₱44,726,834

## 25. Equity

### Capital Stock

As of December 31, 2021, the Company has authorized capital stock of 3.5 billion shares at ₱0.38 par value equivalent to ₱1.3 billion. Details of authorized and issued and outstanding shares are as follows:

	2021	2020
Authorized	<b>3,500,000,000</b>	3,500,000,000
Issued and outstanding	<b>3,054,334,014</b>	3,054,334,014

The following summarizes the information on the Company's registration of securities under the Securities Regulation Code:

Date of SEC Approval	Authorized Shares	No. of Shares Issued
December 22, 2017	3,500,000,000	267,836,113
October 16, 2013	3,500,000,000	2,286,497,901
February 9, 1989	200,000,000	200,000,000
August 11, 1986	200,000,000	200,000,000
December 5, 1982	33,000,000	33,000,000
December 5, 1977	45,000,000	45,000,000
October 31, 1974	7,000,000	7,000,000
May 2, 1973	10,000,000	10,000,000
October 2, 1972	5,000,000	5,000,000

On December 22, 2017, the SEC approved the debt to equity conversion of the remaining payable of ₱407.1 million to Kormasinc at ₱1.52 a share. Consequently, Kormasinc's ownership interest increased from 69.2% to 71.90% (see Notes 1 and 25).



The following summarizes the information on the Company's issued and outstanding shares as at December 31, 2021 and 2020:

	2021		2020	
	Number of shares issued and outstanding	Percentage of shares	Number of shares issued and outstanding	Percentage of shares
Issued and outstanding	<b>3,054,334,014</b>	<b>100.00%</b>	3,054,334,014	100.00%
Listed shares:				
Owned by related parties	<b>2,186,198,604</b>	<b>71.58%</b>	2,178,892,604	71.34%
Owned by public	<b>787,146,032</b>	<b>25.77%</b>	799,289,412	26.17%
Owned by directors and officers	<b>80,989,378</b>	<b>2.65%</b>	76,151,998	2.49%
Total	<b>3,054,334,014</b>	<b>100.00%</b>	3,054,334,014	100.00%

Of the total shares owned by the public, 120 million and 121.7 million shares are foreign-owned as at December 31, 2021 and 2020.

The total number of shareholders of the Company is 4,126 and 4,131 as at December 31, 2021 and 2020.

#### Other Comprehensive Income

The components and movements of other comprehensive income not to be reclassified to profit or loss are presented below:

	Revaluation Reserve (Note 11)	Accumulated Actuarial Loss (Note 22)	Total
Balance as at January 1, 2021	<b>₱324,682,440</b>	<b>(₱5,734,207)</b>	<b>₱318,948,233</b>
Actuarial loss, net of tax	—	<b>(17,348,399)</b>	<b>(17,348,399)</b>
Impact of change in tax rate	<b>23,191,604</b>	<b>(409,586)</b>	<b>22,782,016</b>
Transfer to retained earnings of revaluation reserve realized through depreciation, net of tax	<b>(4,422,566)</b>	—	<b>(4,422,566)</b>
Balance as at December 31, 2021	<b>₱343,451,478</b>	<b>(₱23,492,192)</b>	<b>₱319,959,284</b>
Balance as at January 1, 2020	₱313,024,168	₱14,146,428	₱327,170,596
Revaluation increase on property, plant and equipment, net of deferred income tax	15,421,851	—	15,421,851
Transfer to retained earnings of revaluation reserve realized through depreciation, net of tax	<b>(3,763,579)</b>	—	<b>(3,763,579)</b>
Actuarial loss, net of tax	—	<b>(19,880,635)</b>	<b>(19,880,635)</b>
Balance as at December 31, 2020	<b>₱324,682,440</b>	<b>(₱5,734,207)</b>	<b>₱318,948,233</b>

As of December 31, 2021, there are no available amounts for dividend declaration based on Parent Company balances.



### Prior Period Adjustments

The Company has receivables that are carried at amortized cost. In 2021, the Company conducted a detailed review of these receivables and has discovered that certain receivables were already credit-impaired as at January 1, 2019 but no provision for ECL has been recognized and for certain receivables, the probability-weighted outcome was not considered in recognizing the ECL as at January 1, 2019.

The effects of the prior period adjustments on the Company's financial statements are as follows:

	December 31, 2020	January 1, 2020
<u>Statements of financial position</u>	(in millions)	
Decrease in:		
Trade and other receivables:		
Trade		
Third parties	₱35.1	₱35.1
Nontrade receivables	54.7	54.7
	89.8	89.8
Increase in:		
Allowance for impairment losses - trade and other receivables	23.6	23.6
	113.4	113.4
Increase in:		
Allowance for impairment losses - receivable from insurance	31.7	31.7
Decrease in:		
Total assets	145.1	145.1
Impact on equity - retained earnings	145.1	145.1

	December 31, 2020	December 31, 2019	January 1, 2019
<u>Statements of changes in equity</u>	(In millions)		
Decrease in:			
Retained earnings	₱145.1	₱145.1	₱145.1

Based on the detailed review performed by the Company in 2021, the following prior period adjustments have been made:

- Additional provision for ECL amounting to ₱23.6 million related to credit-impaired trade and other receivables and write off of trade and other receivables amounting to ₱89.8 million; and
- Additional provision for ECL on receivable from insurance amounting to ₱31.7 million.

The prior period adjustments have no impact on the Company's statements of comprehensive income, statements of cash flows and basic and diluted earnings per share in 2020 and 2019.



## 26. Earnings Per Share

Basic and diluted earnings per share were computed as follows:

	2021	2020	2019
Net income for the period	<b>₱89,441,614</b>	₱9,288,476	₱128,823,029
Divided by the weighted average number of outstanding shares	<b>3,054,334,014</b>	3,054,334,014	3,054,334,014
Earnings per share - basic and diluted	<b>₱0.029</b>	₱0.003	₱0.042

Diluted earnings per share is equal to the basic earnings per share because the Company does not have potential dilutive shares.

## 27. Significant Agreements

### Company as Lessor

The Company is a party under cancellable leases covering certain hatcheries and plants (i.e., dressing and rendering), which have remaining lease terms of between two to three years. All leases include a clause to enable upward revision of rental charges on an annual basis based on prevailing market conditions.

Total rent income from these operating leases amounted to ₱11.1 million, ₱11.9 million and ₱11.2 million in 2021, 2020 and 2019, respectively, and are shown as part of “Other operating income” account in the consolidated statements of comprehensive income (see Note 20).

Future minimum rentals receivable under non-cancellable operating leases as at December 31 are as follows:

	2021	2020
Within one year	<b>₱6,298,929</b>	₱9,806,597
After one year but not more than five years	<b>1,127,321</b>	14,644,000
	<b>₱7,426,250</b>	₱24,450,597

### Company as Lessee - Short-term or lease of Low-value Assets

The Company leases its warehouses under operating lease agreements. The terms of the lease contracts are not exceeding one year and renewable upon mutual agreement by the parties. Security deposits amounted to ₱15.5 million and ₱9.7 million as at December 31, 2021 and 2020, respectively. Rent expense amounted to ₱8.5 million, ₱21.1 million and ₱21.6 million in 2021, 2020 and 2019, respectively (see Note 19).

### Company as Lessee - Finance lease agreement

The Company entered into finance lease arrangements for the acquisition of Company vehicles. The arrangements bear annual interest rate ranging from 2% to 4% and are payable in 60 equal monthly installments.



As at December 31, the details of the finance lease liabilities follow:

	2021	2020
Current	<b>₱14,482,439</b>	₱15,557,762
Noncurrent	<b>23,316,602</b>	12,933,963
	<b>₱37,799,041</b>	₱28,491,725

#### Lease Liabilities

The following are the amounts recognized in the consolidated statements of comprehensive income:

	2021	2020	2019
Depreciation expense of right-of-use assets	<b>₱17,079,097</b>	₱79,038,348	₱64,379,210
Interest expense on lease liabilities	<b>2,385,774</b>	11,098,247	7,854,616
Expenses relating to short-term leases (see Note 19)	<b>8,526,711</b>	21,106,429	21,626,674
Total amount recognized in the consolidated statement of comprehensive income	<b>₱27,991,582</b>	₱111,243,024	₱93,860,500

The rollforward analysis of lease liabilities follows:

	2021	2020
As at January 1	<b>₱35,637,457</b>	₱193,935,562
Additions	<b>23,208,300</b>	—
Interest expense	<b>2,385,774</b>	11,098,247
Payments	<b>(19,226,261)</b>	(90,937,541)
Pre-termination of lease contract	—	(78,458,811)
As at December 31	<b>₱42,005,270</b>	₱35,637,457

As at December 31, 2021 and 2020, the details of the lease liabilities follow:

	2021	2020
Current	<b>₱17,808,894</b>	₱18,497,266
Noncurrent	<b>24,196,376</b>	17,140,191
	<b>₱42,005,270</b>	₱35,637,457

Future minimum lease payments under these lease agreements as of December 31, 2021 and 2020 are as follows:

	2021	2020
Within one year	<b>₱17,808,894</b>	₱18,908,405
More than one year but not more than five years	<b>24,196,376</b>	17,342,279
	<b>₱42,005,270</b>	₱36,250,684

#### Tolling Agreements

The Company has entered into various toll arrangements, mainly for the manufacture of feeds, hatching of eggs and dressing of poultry livestock. The Company's payment is fixed per unit of output.



Total payments for this type of arrangements amounted to ₱712.2 million and ₱423.3 million in 2021 and 2020, respectively, and is recorded as part of “Cost of goods sold” account under “Outside services” in the consolidated statements of comprehensive income.

#### Usufruct Agreement

In 2018, the Company entered into a usufruct agreement with Barbatos Ventures, Corporation (BVC) authorizing the latter to the right of usufruct over the Parent Company’s Davao dressing plant for a period of five (5) years beginning January 2018 in consideration for the capital investment by BVC for the additional dressing line and improvements amounting to approximately ₱68.0 million.

In 2019, the dressing plant ceased operations by virtue of a closure order by the local government unit of Davao City, and to avoid any conflict, both parties agreed to terminate the memorandum of agreement. Considering the abrupt termination, the Company agreed to pay BVC the amount of ₱11.6 million in 2020 for final and full settlement of all claims and obligations.

## 28. Note to Consolidated Statements of Cash Flows

The changes in the Company’s liabilities arising from financing activities are as follows:

	January 1, 2021	Proceeds/ Additions	Payments	Interest expense	December 31, 2021
Loans payable	₱279,963,857	₱540,681,912	(₱315,594,041)	–	₱505,051,728
Accrued interest payable	1,451,680	–	(23,051,290)	26,254,939	4,655,329
Lease liabilities	35,637,457	23,208,300	(16,840,487)	–	42,005,270
Total liabilities from financing activities	₱317,052,994	₱563,890,212	(₱355,485,818)	₱26,254,939	₱551,712,327

	January 1, 2020	Proceeds/ Additions	Payments	Interest expense	Pre-termination of lease contract	December 31, 2020
Loans payable	₱532,335,177	₱457,507,642	(₱709,878,962)	₱–	₱–	₱279,963,857
Accrued interest payable	2,325,176	–	(35,328,078)	34,454,582	–	1,451,680
Lease liabilities	193,935,562	–	(79,839,294)	–	(78,458,811)	35,637,457
Total liabilities from financing activities	₱728,595,915	₱457,507,642	(₱825,046,334)	₱34,454,582	(₱78,458,811)	₱317,052,994

The Company’s additions to lease liabilities and right-of use assets amounted to ₱23.2 million and ₱198.3 million for the years ended December 31, 2021 and 2020, respectively.

## 29. Contingencies

There are outstanding warranty and legal claims against the Company. The Company and its legal counsel believe that the other pending claims will be settled favorably and will not result to a material loss or impairment, if any.





### 30. Fair Value Information

The carrying amounts and fair values of the categories of financial assets and liabilities presented in the consolidated statements of financial position are shown below:

	2021		2020	
	Carrying Values	Fair Values	Carrying Values	Fair Values
<b>Financial Assets at Amortized Cost</b>				
Cash in banks	₱227,528,282	₱227,528,282	₱174,925,147	₱174,925,147
Trade and other receivables*	889,916,357	889,916,357	803,329,407	803,329,407
Security deposits	15,459,460	15,459,460	9,729,018	9,729,018
Receivable from insurance	70,203,810	70,203,810	70,203,810	70,203,810
	<b>₱1,203,107,909</b>	<b>₱1,203,107,909</b>	<b>₱1,058,187,382</b>	<b>₱1,058,187,382</b>
<b>Financial Liabilities at Amortized Cost</b>				
Trade and other payables**	₱1,676,501,891	₱1,676,501,891	₱1,609,271,258	₱1,609,271,258
Loans payable	505,051,728	512,144,709	279,963,857	279,963,857
Cash bond deposits	48,052,089	48,052,089	40,097,279	40,097,279
	<b>₱2,229,605,708</b>	<b>₱2,236,698,689</b>	<b>₱1,929,332,394</b>	<b>₱1,929,332,394</b>

\*Excluding advances to officers and employees amounting to ₱12.5 million and ₱12.0 million as at December 31, 2021 and 2020, respectively

\*\*Excluding statutory liabilities amounting to ₱15.9 million and ₱19.8 million as at December 31, 2021 and 2020, respectively

The following methods and assumptions were used to estimate the fair value of each class of financial instruments for which it is practicable to estimate such value:

*Long-term Debt.* The estimated fair value is based on the discounted value of the future cash flows using the prevailing interest rate. As at December 31, 2021, the discount rates used ranged from 3.8% to 4.2% while as at December 31, 2020, the fair value of long-term debt approximates its carrying value as they carry interest rates of comparable instruments in the market.

*Cash Bond Deposits.* Cash bond deposits are presented at nominal values because the timing of the refund or settlement of the deposits could not be reasonably estimated.

The carrying values of the following financial assets and financial liabilities approximate their values as at December 31, 2021 and 2020.

*Cash in banks, trade and other receivables, security deposits, and trade and other payables.*

As at December 31, 2021 and 2020, the carrying amounts of these financial instruments approximate their fair values due to the short-term nature of these accounts.

As at December 31, 2021 and 2020, the Company's financial assets, liabilities, biological assets, property, plant and equipment and investment properties are categorized under Level 3 in the fair value hierarchy. There has been no transfer from Level 3 to other levels in 2021 and 2020.

### 31. Financial Risk Management Objectives and Policies

The Company is exposed to a variety of financial risks which result from its operating, financing and investing activities. The Company's overall risk management program focuses on the unpredictability of the markets and seeks to minimize potential adverse effects on the Company's performance.



The Company does not engage in the trading of financial assets for speculative purposes nor does it write options. The financial risks, which the Company is exposed to, are described below and in the succeeding pages.

#### Foreign Currency Risk

To a certain extent, the Company has an exposure to foreign currency risks as some of its raw materials purchases are sourced outside the Philippines and are therefore denominated in foreign currencies. However, the Company has not yet experienced significant losses due to the effect of foreign currency fluctuations because purchases denominated in foreign currency are kept at a minimum.

#### Interest Rate Risk

As at December 31, 2021 and 2020, the Company has no significant floating rate financial assets or liabilities. The Company's operating cash flows are substantially independent of changes in market interest rates.

The Company has no borrowings that carry variable interest rates, which released the Company from any cash flow interest rate risk.

#### Credit Risk

Credit risk arises because the counterparty may fail to perform its obligations. With respect to credit risk arising from the financial assets of the Company, the exposure to credit risk arises from default of the counterparty.

#### *Gross Maximum Exposure to Credit Risk*

Generally, the maximum credit risk exposure of the financial assets is the carrying amount of the financial assets as shown in the consolidated statements of financial position (or in the detailed analysis provided in the notes to the consolidated financial statements) as summarized below.

	2021	2020
Cash in banks	<b>₱227,528,282</b>	₱174,925,147
Trade and other receivables	<b>889,916,357</b>	803,329,407
Security deposits	<b>15,459,460</b>	9,729,018
Receivable from insurance	<b>70,203,810</b>	70,203,810
	<b>₱1,203,107,909</b>	₱1,058,187,382

The Company continuously monitors defaults of counterparties, identified either individually or by group, and incorporates this information into its credit risk controls. When available at a reasonable cost, external credit ratings and/or reports on counterparties are obtained and used. The Company's policy is to deal only with creditworthy counterparties.

The Company's trade and other receivables are not exposed to a concentration of credit risk as the Company deals with a number of customers. The trade and other receivables are actively monitored and assessed, and when necessary an adequate level of provision is maintained. In addition, to minimize credit risk, the Company requires collateral, generally land and real estate, from its customers.

The Company's management considers that trade and other receivables that are not impaired nor past due for each reporting periods are of good credit quality.



*Credit Quality per Class of Financial Asset.* The tables below show the credit quality by class of financial assets based on the Company's credit rating system as at December 31, 2021 and 2020:

	2021				
	General Approach			Simplified Approach	Total
	Stage 1	Stage 2	Stage 3		
Cash in banks	₱227,528,282	₱—	₱—	₱—	₱227,528,282
Trade and other receivables	263,856,707	—	23,631,013	828,210,599	1,115,698,319
Security deposits	15,459,460	—	—	—	15,459,460
Receivable from insurance	—	141,664,583	—	—	141,664,583
	₱506,844,449	₱141,664,583	₱23,631,013	₱828,210,599	₱1,500,350,644

	2020				
	General Approach			Simplified Approach	Total
	Stage 1	Stage 2	Stage 3		
Cash in banks	₱174,925,147	₱—	₱—	₱—	₱174,925,147
Trade and other receivables	195,295,105	—	23,631,013	904,175,811	1,123,101,929
Security deposits	9,729,018	—	—	—	9,729,018
Receivable from insurance	—	141,664,583	—	—	141,664,583
	₱379,949,270	₱141,664,583	₱23,631,013	₱904,175,811	₱1,449,420,677

An impairment analysis is performed at each reporting date using a provision matrix to measure expected credit losses. The provision rates are based on days past due. The calculation reflects the probability-weighted outcome, the time value of money and reasonable and supportable information that is available at the reporting date about past events, current conditions and forecasts of future economic conditions. Generally, receivables are written-off if past due for more than one year and are not subject to enforcement activity.

Set out below is the information about the credit risk exposure on the Company's trade receivables using a provision matrix:

	2021								
	Days Past Due								
	Current	<30 days	30-60 days	61-90 days	91-120 days	More than 120 days	Total	Accounts with full provision	Total
Expected credit loss rate	0.00%	0.01%	0.04%	0.07%	0.10%	5.43%			
Estimated total gross carrying amount at default	₱489.7	₱99.6	₱18.2	₱13.3	₱14.6	₱23.1	₱658.5	₱169.7	₱828.2
Expected credit loss	₱0.0	₱0.0	₱0.0	₱0.00	₱0.2	₱1.3	₱1.7	₱169.7	₱171.4
	2020								
	Days Past Due								
	Current	<30 days	30-60 days	61-90 days	91-120 days	More than 120 days	Total	Accounts with full provision	Total
Expected credit loss rate	0.00%	0.00%	0.00%	0.00%	0.00%	2.93%			
Estimated total gross carrying amount at default	₱620.4	₱114.0	₱12.2	₱6.6	₱2.3	₱7.4	₱762.9	₱160.6	₱904.3
Expected credit loss	₱0.01	₱0.01	₱0.00	₱0.00	₱0.00	₱0.4	₱0.4	₱160.6	₱161

#### Cash Deposits

Credit risk from balances with banks and financial institutions is managed by the Company's treasury department in accordance with the Company's policy. Investments of surplus funds are made only with approved counterparties and within credit limits assigned to each counterparty. Counterparty credit limits are reviewed by the Company's BOD on an annual basis and may be updated throughout



the year. The limits are set to minimize the concentration of risks and therefore mitigate financial loss through a counterparty's potential failure to make payments.

#### Liquidity Risk

The Company manages its liquidity profile to be able to service debt as this falls due by maintaining sufficient cash from operations. The Company maintains cash to meet its liquidity requirements for up to 30-day periods.

As at December 31, 2021 the Company's financial liabilities have contractual maturities which are presented below:

	Current		Noncurrent	
	Within 6 Months	6 to 12 Months	1 to 5 Years	Later than 5 Years
Trade and other payables*	₱1,676,501,891	₱—	₱—	₱—
Loans payable	394,343,543	12,410,715	98,297,470	—
Lease liabilities	8,904,447	8,904,447	24,196,376	—
Cash bond deposits	—	—	48,052,089	—
Future interest on long term debt	3,774,947	3,425,303	13,221,623	—
	<b>₱2,083,524,828</b>	<b>₱24,740,465</b>	<b>₱183,767,558</b>	<b>₱—</b>

\*Excluding statutory liabilities amounting to ₱15.9 million as at December 31, 2021

As at December 31, 2020 the Company's financial liabilities have contractual maturities which are presented below:

	Current		Noncurrent	
	Within 6 Months	6 to 12 Months	1 to 5 Years	Later than 5 Years
Trade and other payables*	₱1,609,271,258	₱—	₱—	₱—
Loans payable	144,434,244	12,410,714	98,297,470	24,821,429
Lease liabilities	9,248,633	9,248,633	17,342,279	—
Cash bond deposits	—	—	40,097,279	—
Future interest on long term debt	5,799,413	5,357,690	25,575,391	—
	<b>₱1,768,753,548</b>	<b>₱27,017,037</b>	<b>₱181,312,419</b>	<b>₱24,821,429</b>

\*Excluding statutory liabilities amounting to ₱19.8 million as at December 31, 2020

#### Price Risk

The Company is exposed to commodity price risk as the raw materials of its main products are subject to price swings. The Company's management actively seeks means to minimize exposure to such risk.

### **32. Capital Management Objectives, Policies and Procedures**

The Company's capital management objectives are to ensure the Company's ability to continue as a going concern and significantly improve its operations.

On December 22, 2017, the SEC approved the Company's debt to equity conversion improving debt to equity ratio from 2.29 in 2016 to 1.26 in 2017. Moreover, the Company's stockholders approved a quasi-reorganization plan to eliminate Company deficit and generate retained earnings to provide returns to its stockholders and maximize shareholder value.



The Company's liabilities and equity are shown below:

	2021	2020 (Note 25)
Total liabilities	₱2,518,198,384	₱2,200,737,854
Total equity	1,617,098,790	1,522,223,559

---

### 33. Subsequent Event

In January 2022, the Parent Company consolidated 100% ownership of BVC. On January 11, 2022, it entered into a subscription agreement with BVC to acquire 43,242 shares of the latter's capital stock. On January 31, 2022, it acquired the remaining 25 million shares of stock held by other stockholders. Corresponding shares of stock were duly issued on the said dates after payment of the corresponding documentary stamp taxes. The Parent Company has assessed that it has control over BVC on the date of acquisition. As at April 12, 2022, the initial accounting for the business combination is still incomplete since the Parent Company is still in the process of quantifying the added value, synergy and efficiency that will reflect the fair value of the assets acquired and liabilities assumed in the business combination.



**VITARICH CORPORATION AND SUBSIDIARIES****SUPPLEMENTARY SCHEDULE OF RETAINED EARNINGS AVAILABLE  
FOR DIVIDEND DECLARATION  
DECEMBER 31, 2021**

		Amount
Retained earnings as at beginning of year		₱35,835,133
Adjustments in previous year's reconciliation		
Deferred tax assets as of January 1, 2021		(137,792,705)
Cumulative gain on fair value changes of investment properties		(374,448,248)
Cumulative gain on fair value changes of biological assets		(23,299,373)
Deficit, as adjusted, at beginning of year		(499,705,193)
Add net income actually earned/realized during the year		
Net income during the year closed to retained earnings	₱94,758,038	
Realized fair value changes on biological assets	22,854,222	
Gain on fair value changes of investment properties	(1,268,133)	
Movement in deferred tax assets	36,425,149	152,769,276
Deficit as adjusted at end of the year		(₱346,935,917)




## **INDEPENDENT AUDITOR'S REPORT ON SUPPLEMENTARY SCHEDULES**

The Stockholders and the Board of Directors  
Vitarich Corporation and Subsidiaries  
Marilao-San Jose Road, Sta. Rosa I  
Marilao, Bulacan

We have audited in accordance with Philippine Standards on Auditing, the consolidated financial statements of Vitarich Corporation and Subsidiaries (the Company) as at December 31, 2021 and 2020 and for each of the three years in the period ended December 31, 2021, included in this Form 17-A and have issued our report thereon dated April 12, 2022. Our audits were made for the purpose of forming an opinion on the basic consolidated financial statements taken as a whole. The schedules listed in the Index to the Supplementary Schedules are the responsibility of the Company's management. These schedules are presented for purposes of complying with the Revised Securities Regulation Code Rule 68, and are not part of the basic consolidated financial statements. These schedules have been subjected to the auditing procedures applied in the audit of the basic consolidated financial statements and, in our opinion, fairly state, in all material respects, the financial information required to be set forth therein in relation to the basic consolidated financial statements taken as a whole.

**SYCIP GORRES VELAYO & CO.**



Erwin A. Paigma

Partner

CPA Certificate No. 0118576

Tax Identification No. 944-093-568

BOA/PRC Reg. No. 0001, August 25, 2021, valid until April 15, 2024

SEC Partner Accreditation No. 118576-SEC (Group A)

Valid to cover audit of 2021 to 2025 financial statements of SEC covered institutions

SEC Firm Accreditation No. 0001-SEC (Group A)

Valid to cover audit of 2021 to 2025 financial statements of SEC covered institutions

BIR Accreditation No. 08-001998-137-2021, November 10, 2021, valid until November 9, 2024

PTR No. 8854346, January 3, 2022, Makati City

April 12, 2022




## **INDEPENDENT AUDITOR'S REPORT ON COMPONENTS OF FINANCIAL SOUNDNESS INDICATORS**

The Stockholders and the Board of Directors  
Vitarich Corporation and Subsidiaries  
Marilao-San Jose Road, Sta. Rosa I  
Marilao, Bulacan

We have audited in accordance with Philippine Standards on Auditing, the consolidated financial statements of Vitarich Corporation and Subsidiaries (the Company) as at December 31, 2021 and 2020 and for each of the three years in the period ended December 31, 2021, and have issued our report thereon dated April 12, 2022. Our audits were made for the purpose of forming an opinion on the basic consolidated financial statements taken as a whole. The Supplementary Schedule on Financial Soundness Indicators, including their definitions, formulas, calculation, and their appropriateness or usefulness to the intended users, are the responsibility of the Company's management. These financial soundness indicators are not measures of operating performance defined by Philippine Financial Reporting Standards (PFRSs) and may not be comparable to similarly titled measures presented by other companies. This schedule is presented for the purpose of complying with the Revised Securities Regulation Code Rule 68 issued by the Securities and Exchange Commission, and is not a required part of the basic consolidated financial statements prepared in accordance with PFRSs. The components of these financial soundness indicators have been traced to the Company's consolidated financial statements as at December 31, 2021 and 2020 and for each of the three years in the period ended December 31, 2021 and no material exceptions were noted.

SYCIP GORRES VELAYO & CO.



Erwin A. Paigma

Partner

CPA Certificate No. 0118576

Tax Identification No. 944-093-568

BOA/PRC Reg. No. 0001, August 25, 2021, valid until April 15, 2024

SEC Partner Accreditation No. 118576-SEC (Group A)

Valid to cover audit of 2021 to 2025 financial statements of SEC covered institutions

SEC Firm Accreditation No. 0001-SEC (Group A)

Valid to cover audit of 2021 to 2025 financial statements of SEC covered institutions

BIR Accreditation No. 08-001998-137-2021, November 10, 2021, valid until November 9, 2024

PTR No. 8854346, January 3, 2022, Makati City

April 12, 2022





## **VITARICH CORPORATION AND SUBSIDIARIES**

---

### **INDEX TO THE SUPPLEMENTARY SCHEDULES**

Annex I: Reconciliation of Retained Earnings Available for Dividend Declaration

Annex II: Supplementary Schedules Required by Annex 68-J

- Schedule A. Financial Assets
- Schedule B. Amounts Receivable from Directors, Officers, Employees, Related Parties, and Principal Stockholders (Other than Related Parties)
- Schedule C. Amounts Receivable from Related Parties which are Eliminated During the Consolidation of Financial Statements
- Schedule D. Long-term Debt
- Schedule E. Indebtedness to Related Parties
- Schedule F. Guarantees of Securities of Other Issuers
- Schedule G. Capital Stock

Annex III: Map Showing the Relationship Between and Among the Group

**VITARICH CORPORATION AND SUBSIDIARIES**

---

**SCHEDULE OF FINANCIAL SOUNDNESS INDICATORS**

**AS AT DECEMBER 31, 2021**

Below is a schedule showing financial soundness indicators for the period ended:

<b>RATIO</b>	<b>FORMULA</b>	<b>Audited December 2021</b>	<b>Audited December 2020</b>
<b>Current Ratio</b>			
	Current assets	<b>2,099,625,088</b>	1,736,319,164
	Divided by current liabilities	<b>2,117,010,638</b>	1,804,501,416
	<b>Current ratio</b>	<b>0.99</b>	0.96
<b>Debt-to-equity Ratio</b>			
	Total liabilities	<b>2,518,198,384</b>	2,200,737,854
	Divided by total equity	<b>1,617,098,790</b>	1,522,223,559
	<b>Debt-to-equity ratio</b>	<b>1.56</b>	1.45
<b>Asset-to-equity Ratio</b>			
	Total assets	<b>4,135,297,174</b>	3,722,961,413
	Divided by total equity	<b>1,617,098,790</b>	1,522,223,559
	<b>Asset-to-equity ratio</b>	<b>2.56</b>	2.45
<b>Solvency Ratio</b>			
	Net income before depreciation and amortization	<b>195,448,235</b>	171,899,262
	Divided by total liabilities	<b>2,518,198,384</b>	2,200,737,854
	<b>Solvency ratio</b>	<b>0.08</b>	0.08
<b>Interest rate coverage Ratio</b>			
	Pretax income before interest	<b>143,657,040</b>	59,881,965
	Divided by interest expense	<b>23,051,290</b>	34,454,582
	<b>Interest rate coverage ratio</b>	<b>6.23</b>	1.74
<b>Profitability Ratio</b>			
	Net income	<b>89,441,614</b>	9,288,476
	Divided by total equity	<b>1,617,098,790</b>	1,522,223,559
	<b>Profitability ratio</b>	<b>6%</b>	1%

<b>RATIO</b>	<b>FORMULA</b>	<b>Audited December 2021</b>	<b>Audited December 2020</b>
<b>Gross Profit Margin</b>			
	Gross Profit	<b>856,354,163</b>	571,799,551
	Divided by Net Sales Revenue	<b>9,649,161,808</b>	7,682,430,958
	<b>Gross Profit Margin</b>	<b>9%</b>	7%
<b>Net Profit Margin</b>			
	Net Income	<b>89,441,614</b>	9,288,476
	Divided by Net Sales Revenue	<b>9,649,161,808</b>	7,682,430,958
	<b>Net Profit Margin</b>	<b>1.0%</b>	0.1%
<b>Earnings before Interest, Tax, Depreciation &amp; Amortization (EBITDA)</b>			
	Net Income	<b>89,441,614</b>	9,288,476
	Add: Interest Expense	<b>23,051,290</b>	34,454,582
	Add: Taxes	<b>31,164,136</b>	16,138,907
	Add: Depreciation & amortization	<b>106,006,621</b>	162,610,786
	<b>EBITDA</b>	<b>249,663,661</b>	222,492,751
<b>EBITDA Margin</b>			
	EBITDA	<b>249,663,661</b>	222,492,751
	Net Sales Revenue	<b>9,649,161,808</b>	7,682,430,958
	<b>EBITDA Margin</b>	<b>3%</b>	3%
<b>Price Earnings Ratio (Last twelve months)</b>			
	Market Value per share	<b>0.74</b>	0.91
	Divided by Earnings per share	<b>0.03</b>	0.003
	<b>Price earnings ratio</b>	<b>24.67</b>	303.33
<b>Return on Average Equity (Last twelve months)</b>			
	Net income	<b>89,441,614</b>	9,288,476
	Divided by average total equity	<b>1,569,661,175</b>	1,664,886,662
	<b>Return on Average Equity</b>	<b>0.06</b>	0.01

<b>RATIO</b>	<b>FORMULA</b>	<b>Unaudited December 2021</b>	<b>Audited December 2020</b>
<b>Quick Ratio</b>			
	Quick assets	<b>1,132,406,572</b>	992,634,622
	Divided by current liabilities	<b>2,117,010,638</b>	1,804,501,416
	Quick ratio	<b>0.53</b>	0.55
<b>Debt to EBITDA</b>			
	Total liabilities	<b>2,518,198,384</b>	2,200,737,854
	Divided by EBITDA	<b>249,663,661</b>	222,492,751
	Debt-to-EBITDA	<b>10.09</b>	9.89
<b>Receivable Days Turnover</b>			
	Average accounts receivable	<b>866,290,923</b>	1,018,796,163
	Multiply by Number of Days	<b>365</b>	365
	Divided by Net sales	<b>9,649,161,808</b>	7,682,430,958
	Receivable Days Turnover	<b>33</b>	48
<b>Inventory Days Turnover</b>			
	Average inventory	<b>589,207,286</b>	534,833,277
	Multiply by Number of Days	<b>365</b>	365
	Divided by Cost of goods sold	<b>8,769,953,425</b>	7,125,724,162
	Inventory Days Turnover	<b>25</b>	27
<b>Accounts Payable Days</b>			
	Average accounts payable	<b>1,252,337,044</b>	1,236,483,700
	Multiply by Number of Days	<b>365</b>	365
	Divided by Credit Purchases	<b>8,937,427,873</b>	7,061,914,617
	Accounts Payable Days	<b>51</b>	64
<b>Cash Conversion Cycle</b>			
	Days inventory outstanding	<b>25</b>	27
	Add: Days sales outstanding	<b>33</b>	48
	Less: Days payable outstanding	<b>51</b>	64
	Cash Conversion Cycle	<b>7</b>	11

**VITARICH CORPORATION AND SUBSIDIARIES**  
**SEC SUPPLEMENTARY SCHEDULES AS REQUIRED BY PAR. 6**  
**PART II OF**  
**REVISED SRC RULE 68**

Audited  
December 31, 2021

**Table of Contents**

<i><u>Schedule</u></i>	<i><u>Description</u></i>	<i><u>Page</u></i>
A	Financial Assets	N/A
B	Amounts Receivable from Directors, Officers, Employees, Related Parties, and Principal Stockholders (Other than Related Parties)	1
C	Amounts Receivable from Related Parties which are Eliminated during the Consolidation of Financial Statements	2
D	Intangible Assets - Other Assets	3
E	Long-Term Debt	4
F	Indebtedness to Related Parties	5
G	Guarantees of Securities of Other Issuers	N/A
H	Capital Stock	6

**VITARICH CORPORATION AND SUBSIDIARIES**  
**SCHEDULE B - AMOUNTS RECEIVABLE FROM DIRECTORS, OFFICERS, EMPLOYEES, RELATED PARTIES AND**  
**PRINCIPAL STOCKHOLDERS (OTHER THAN RELATED PARTIES)**  
**DECEMBER 31, 2021**  
**(In Thousands)**

<u>Name and Designation of Debtor</u>	Balance at beginning of Year	Additions	Deductions		Ending Balance		Balance as at December 31, 2021
			Collected	Written Off	Current	Noncurrent	
<b>Advances to Officers and Employees:</b>							
Rey D. Ortega, Senior Vice-President and General Manager	175	88	134	—	129	—	129
Peter Andrew Dompur, Sales Manager	184	—	154	—	30	—	30
Adriano Barrameda, Sales Manager	136	17	53	—	99	—	99
Oliver Lupiba, Sales Manager	398	16	16	—	398	—	398
Cruz, Aaron, Sales Manager	201	—	42	—	42	—	158
Others*	10,907	10,338	9,587	—	11,776	—	11,776
	<b>₱12,001</b>	<b>₱10,459</b>	<b>₱9,986</b>	<b>₱—</b>	<b>₱12,474</b>	<b>₱—</b>	<b>₱12,474</b>

\*Represent advances to officers and employees with balances less than ₱100,000.

Note: All of the above receivables are current.

**VITARICH CORPORATION AND SUBSIDIARIES**  
**SCHEDULE C - AMOUNTS RECEIVABLE FROM RELATED PARTIES WHICH ARE ELIMINATED DURING THE**  
**CONSOLIDATION OF FINANCIAL STATEMENTS**  
**DECEMBER 31, 2021**  
**(In Thousands)**

			Deductions			Ending Balance		
	Balance at beginning of year	Additions	Collections	Write Off	Amounts written off	Current	Noncurrent	
<u>Related Party</u>								Balance as at December 31, 2021
Amounts Due from Related Parties								
Gromax, Inc.	₱41,598	₱—	₱—	₱—	₱—	₱41,598	₱—	₱41,598

**VITARICH CORPORATION AND SUBSIDIARIES**  
**SCHEDULE D - INTANGIBLE ASSETS – OTHER ASSETS**  
**DECEMBER 31, 2021**  
**(In Thousands)**

<b>Description</b>	<b>Beginning balance</b>	<b>Additions</b>	<b>Charged to cost and expense</b>	<b>Charged to other accounts</b>	<b>Other changes additions (deductions)</b>	<b>Balance at end of year</b>
Computer software	₱6,349	₱16,990	₱23,683	₱–	₱–	₱19,661



**VITARICH CORPORATION AND SUBSIDIARIES**  
**SCHEDULE E – LONG TERM DEBT**  
**DECEMBER 31, 2021**  
**(In Thousands)**

<b>Title of the Issuer</b>	<b>Agent/Lender</b>	<b>Outstanding Balance</b>	<b>Current Portion</b>	<b>Noncurrent Portion</b>	<b>Interest Rate</b>	<b>Number of Periodic Installments</b>	<b>Interest Payment</b>	<b>Final Maturity</b>
Fixed	Chinabank Savings	₱62,053	₱12,905	₱49,148	6.25%	28 quarterly payments	Monthly	October 30, 2026
Fixed	Chinabank Savings	62,054	12,905	49,149	6.25%	28 quarterly payments	Monthly	November 30, 2026
		₱124,107	₱25,810	₱98,297				

**VITARICH CORPORATION AND SUBSIDIARIES**  
**SCHEDULE F - RECEIVABLE FROM (PAYABLE TO) RELATED PARTIES**  
**December 31, 2021**  
**(In Thousands)**

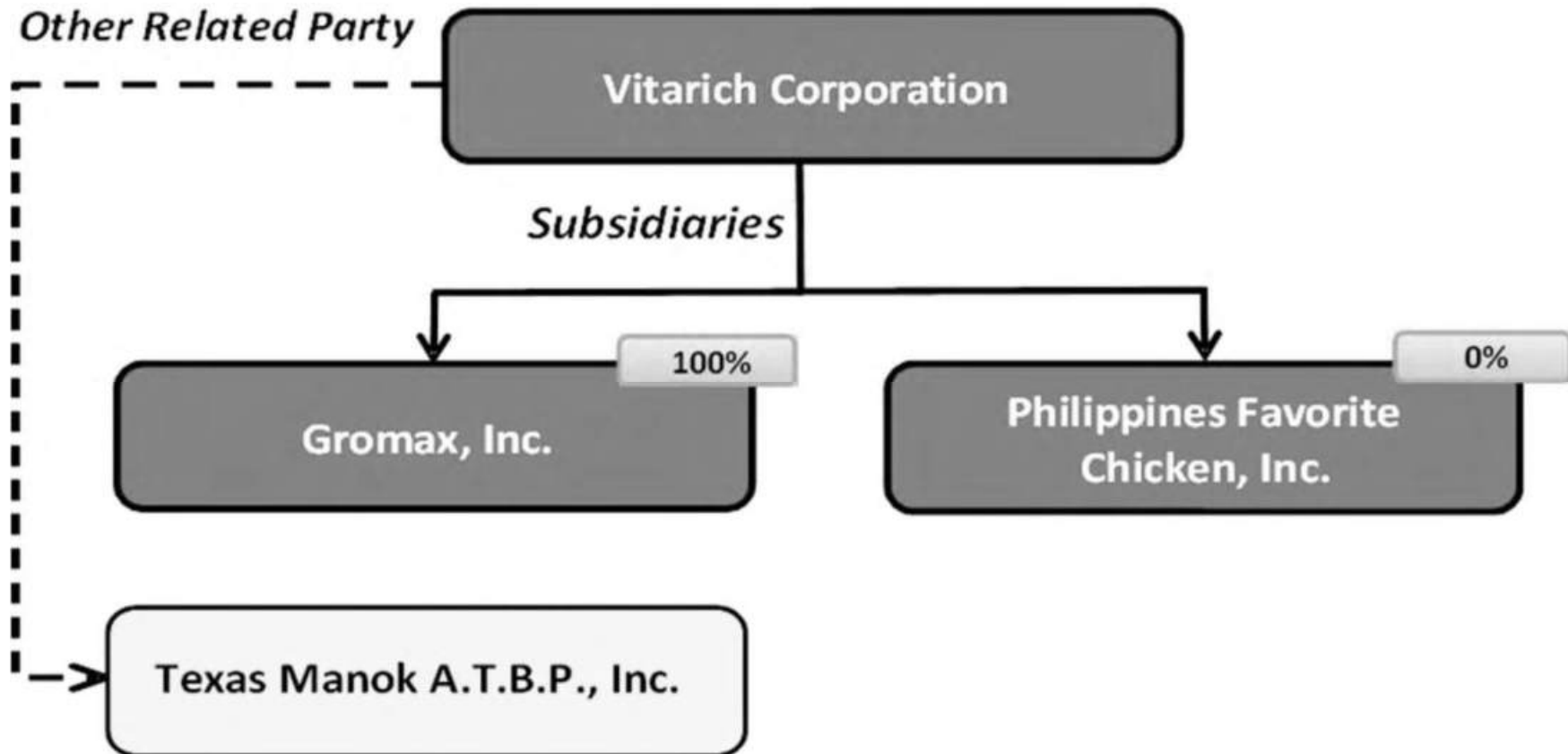
<u>Related Parties</u>	Balance at beginning of year	Additions	Deductions			Ending Balance		Balance as at December 31, 2021
			Collections (Payments)	Discounting	Write Off	Current	Noncurrent	
<b>Trade and other receivables</b>								
Entities under common control	₱195,652	₱1,426,066	(₱1,358,918)	₱—	₱—	₱—	₱—	₱262,799
<b>Trade and other payables</b>								
Entities under common control	₱	₱1,744,904	(₱1,697,114)	₱—	₱—	₱—	₱—	₱89,708
<b>Stockholders</b>	₱76,633	₱—	₱76,633	₱—	₱—	₱—	₱—	₱—

**VITARICH CORPORATION AND SUBSIDIARIES**  
**SCHEDULE H – CAPITAL STOCKHOLDER**  
**December 31, 2021**  
**(In Thousands)**

					Number of shares held by	
Title of Issue	Number of shares authorized	Number of shares issued and outstanding as shown under the statement of financial position caption	Number of shares reserved for options, warrants, conversion & other rights	Related parties	Directors, officers and employees	Public
Common stock – ₱0.38 par value per share						
Authorized - 3,500,000,000 shares	3,500,000	3,054,334	—	2,186,199	80,989	787,146

**VITARICH CORPORATION AND SUBSIDIARIES**  
**MAP SHOWING THE RELATIONSHIP BETWEEN AND AMONG THE GROUP**  
December 31, 2021

---





VITARICH

## STATEMENT OF MANAGEMENT'S RESPONSIBILITY FOR FINANCIAL STATEMENTS


The Management of **Vitarich Corporation (the Company)** is responsible for the preparation and fair presentation of the separate financial statements including the schedules attached therein as at and for the year ended **December 31, 2021 and 2020** in accordance with Philippine Financial Reporting Standards, and for such internal control as management determines is necessary to enable the preparation of the separate financial statements that are free from material misstatement, whether due to fraud or error.


In preparing the separate financial statements, management is responsible for assessing the Company's ability to continue as a going concern, disclosing, as applicable matters related to going concern and using the going concern basis of accounting unless management either intends to liquidate the Company or to cease operations, or has no realistic alternative but to do so.

The Board of Directors is responsible in overseeing the Company's financial reporting process.

The Board of Directors reviews and approves the separate financial statements including the schedules attached therein, and submits the same to the stockholders.

**SyCip Gorres Velayo & Co.,** the independent auditor appointed by the stockholders, has audited the separate financial statements of the Company in accordance with Philippine Standards on Auditing, and in its report to the stockholders, has expressed its opinion on the fairness of presentation upon completion of such audit.

  
**Jose Vicente C. Bengzon III**  
Chairman of the Board


  
**Ricardo Manuel M. Sarmiento**  
Chief Executive Officer

  
**Stephanie Nicole S. Garcia**  
Executive Vice President & Corporate Management Services Director / Treasurer

SUBSCRIBED AND SIGNED TO THESE THIS DAY  
**APR 14 2022**  
ISSUED ON

DOC NO. 450  
PAGE NO. 91  
FORM NO. 7  
SERIES OF 2022



  
**ATTY. NENITA D. TUAZON**  
NOTARY PUBLIC  
PNC-48-M8-2020 UNTIL DEC. 31, 2022  
SANDICO ST., POUACON 1, MARILAG/BULACAN  
IBP LIFE NO. 531042/BULACAN/5/17/2003  
PTR NO. 1000488 7/11/2022  
TIN NO. 175-987-664-000  
ATTORNEY ROLL NO. 47194

MCLE EXEMPTION NO. 1000488 UNTIL APRIL 14, 2022  
NOTARY PUBLIC 29 21.20



VITARICH

**"STATEMENT OF MANAGEMENT'S RESPONSIBILITY  
FOR ANNUAL INCOME TAX RETURN"**

The management of **Vitarich Corporation (the Company)** is responsible for all information and representations contained in the Annual Income Tax Return as at and for the year ended **December 31, 2021**. Management is likewise responsible for all information and representations contained in the separate financial statements accompanying the Annual Income Tax Return covering the same reporting year. Furthermore, the management is responsible for all information and representations contained in all the other tax returns filed for the reporting year, including, but not limited to, the value added tax and/or percentage tax returns, withholding tax returns, documentary stamp tax returns, and any and all other tax returns.

In this regard, the management affirms that the attached audited separate financial statements as at and for the year ended **December 31, 2021** and the accompanying Annual Income Tax Return are in accordance with the books and records of **Vitarich Corporation**, complete and correct in all material respects. Management likewise affirms that:

- (a) the Annual Income Tax Return has been prepared in accordance with the provisions of the National Internal Revenue Code, as amended, and pertinent tax regulations and other issuances of the Department of Finance and the Bureau of Internal Revenue;
- (b) any disparity of figures in the submitted reports arising from the preparation of separate financial statements pursuant to Philippine Financial Reporting Standards and the preparation of the income tax return pursuant to tax accounting rules has been reported as reconciling items and maintained in the Company's books and records in accordance with the requirements of Revenue Regulations No. 8-2007 and other relevant issuances.
- (c) **Vitarich Corporation** has filed all applicable tax returns, reports and statements required to be filed under Philippine tax laws for the reporting period, and all taxes and other impositions shown thereon to be due and payable have been paid for the reporting year, except those contested in good faith.

  
JOSE VICENTE C. BENGZON III  
Chairman


  
RICARDO MANUEL M. SARMIENTO  
Chief Executive Officer / President

  
STEPHANIE NICOLE S. GARCIA  
Executive Vice President & Corporate Management Services Director / Treasurer

SUBSCRIBED AND SWORN TO BEFORE ME THIS DAY  
OF **APR. 18, 2022** AT **BULACAN** AFFIANTE  
EXHIBIT NO. **1**  
ISSUED ON **APR. 18, 2022**

DOC NO. **449**  
PAGE NO. **91**  
BOOK NO. **7**  
SERIES OF **2022**



  
NOTARY PUBLIC  
PNC-48-MB-2020 UNTIL DEC. 31, 2022  
SANDICO ST., PUBLACION 1, MARILAD/BULACAN  
IBP LIFE NO. 591042/BULACAN/5/19/2003  
PTR NO. 1000482 1/11/2022  
TIN NO. 17a-907-644-800  
ATTORNEY ROLL NO. 47194  
MGLE EXEMPTION NO. 11-AD001862 UNTIL APRIL 14, 2022  
REISSUED ON OCT. 29, 2020

## Emma Marie M. Suatengco

---

**From:** eafs@bir.gov.ph  
**Sent:** April 18, 2022 4:52 PM  
**To:** Giann Carlo V. Gandia  
**Cc:** Marian A. Dionisio  
**Subject:** Your BIR AFS eSubmission uploads were received

Hi VITARICH CORPORATION,

### Valid file

- EAFS000234398TCRTY122021-01.pdf

### Invalid file

- <None>

Transaction Code: **AFS-0-QQYYWPW309LBJ9LG9NWTXX4NR09LD7FHDD**

Submission Date/Time: **Apr 18, 2022 04:51 PM**

Company TIN: **000-234-398**

Please be reminded that you accepted the terms and conditions for the use of this portal and expressly agree, warrant and certify that:

- The submitted forms, documents and attachments are complete, truthful and correct based on the personal knowledge and the same are from authentic records;
- The submission is without prejudice to the right of the BIR to require additional document, if any, for completion and verification purposes;
- The hard copies of the documents submitted through this facility shall be submitted when required by the BIR in the event of audit/investigation and/or for any other legal purpose.

This is a system-generated e-mail. Please do not reply.

=====  
DISCLAIMER  
=====

This email and its attachments may be confidential and are intended solely for the use of the individual or entity to whom it is addressed.

If you are not the intended recipient of this email and its attachments, you must take no action based upon them, nor must you disseminate, distribute or copy this e-mail. Please contact the sender immediately if you believe you have received this email in error.

E-mail transmission cannot be guaranteed to be secure or error-free. The recipient should check this email and any attachments for the presence of viruses. The Bureau of Internal Revenue does not accept liability for any errors or omissions in the contents of this message which arise as a result of e-mail transmission.

# **PARENT FINANCIAL STATEMENTS**



# COVER SHEET

for

## AUDITED FINANCIAL STATEMENTS

0	0	0	0	0	0	2	1	1	3	4
---	---	---	---	---	---	---	---	---	---	---

[illegible][illegible]

A	A	S	F	S
---	---	---	---	---

<b>C</b>	<b>R</b>	<b>M</b>	<b>D</b>
----------	----------	----------	----------

N	/	A	
---	---	---	--

## COMPANY INFORMATION

**agd@vitarich.com**

**(044) 843-3033**

**(0918) 848 2200**

4,126

**Last Friday of June**

December 31

## CONTACT PERSON INFORMATION

The designated contact person ***MUST*** be an Officer of the Corporation

**Ms. Stephanie Nicole S.  
Garcia**

**nsg@vitarich.com**

**(044) 843-3033**

**(0918) 848 2258**

	<b>CONTACT PERSON's ADDRESS</b>

**Marilao-San Jose Road, Sta. Rosa I, Marilao, Bulacan**

**NOTE 1** In case of death, resignation or cessation of office of the officer designated as contact person, such incident shall be reported to the Commission within thirty (30) calendar days from the occurrence thereof with information and complete contact details of the new contact person designated.

**2 All Boxes must be properly and completely filled-up. Failure to do so shall cause the delay in updating the corporation's records with the Commission and/or non-receipt of Notice of Deficiencies. Further, non-receipt of Notice of Deficiencies shall not excuse the corporation from liability for its deficiencies.**



## **INDEPENDENT AUDITOR'S REPORT**

The Stockholders and the Board of Directors  
Vitarich Corporation  
Marilao-San Jose Road, Sta. Rosa I  
Marilao, Bulacan

### **Report on the Audit of the Parent Company Financial Statements**

#### **Opinion**

We have audited the parent company financial statements of Vitarich Corporation (the Company), which comprise the parent company statements of financial position as at December 31, 2021 and 2020 and the parent company statements of comprehensive income, parent company statements of changes in equity and parent company statements of cash flows for the years then ended, and notes to the parent company financial statements, including a summary of significant accounting policies.

In our opinion, the accompanying parent company financial statements present fairly, in all material respects, the financial position of the Company as at December 31, 2021 and 2020 and its financial performance and its cash flows for the years then ended in accordance with Philippine Financial Reporting Standards (PFRSs).

#### **Basis for Opinion**

We conducted our audits in accordance with Philippine Standards on Auditing (PSAs). Our responsibilities under those standards are further described in the *Auditor's Responsibilities for the Audit of the Parent Company Financial Statements* section of our report. We are independent of the Company in accordance with the Code of Ethics for Professional Accountants in the Philippines (Code of Ethics) together with the ethical requirements that are relevant to our audit of the parent company financial statements in the Philippines, and we have fulfilled our other ethical responsibilities in accordance with these requirements and the Code of Ethics. We believe that the audit evidence we have obtained is sufficient and appropriate to provide a basis for our opinion.

#### **Responsibilities of Management and Those Charged with Governance for the Parent Company Financial Statements**

Management is responsible for the preparation and fair presentation of the parent company financial statements in accordance with PFRSs, and for such internal control as management determines is necessary to enable the preparation of parent company financial statements that are free from material misstatement, whether due to fraud or error.



In preparing the parent company financial statements, management is responsible for assessing the Company's ability to continue as a going concern, disclosing, as applicable, matters related to going concern and using the going concern basis of accounting unless management either intends to liquidate the Company or to cease operations, or has no realistic alternative but to do so.

Those charged with governance are responsible for overseeing the Company's financial reporting process.

### **Auditor's Responsibilities for the Audit of the Parent Company Financial Statements**

Our objectives are to obtain reasonable assurance about whether the parent company financial statements as a whole are free from material misstatement, whether due to fraud or error, and to issue an auditor's report that includes our opinion. Reasonable assurance is a high level of assurance, but is not a guarantee that an audit conducted in accordance with PSAs will always detect a material misstatement when it exists. Misstatements can arise from fraud or error and are considered material if, individually or in the aggregate, they could reasonably be expected to influence the economic decisions of users taken on the basis of these parent company financial statements.

As part of an audit in accordance with PSAs, we exercise professional judgment and maintain professional skepticism throughout the audit. We also:

- Identify and assess the risks of material misstatement of the parent company financial statements, whether due to fraud or error, design and perform audit procedures responsive to those risks, and obtain audit evidence that is sufficient and appropriate to provide a basis for our opinion. The risk of not detecting a material misstatement resulting from fraud is higher than for one resulting from error, as fraud may involve collusion, forgery, intentional omissions, misrepresentations, or the override of internal control.
- Obtain an understanding of internal control relevant to the audit in order to design audit procedures that are appropriate in the circumstances, but not for the purpose of expressing an opinion on the effectiveness of the Company's internal control.
- Evaluate the appropriateness of accounting policies used and the reasonableness of accounting estimates and related disclosures made by management.
- Conclude on the appropriateness of management's use of the going concern basis of accounting and, based on the audit evidence obtained, whether a material uncertainty exists related to events or conditions that may cast significant doubt on the Company's ability to continue as a going concern. If we conclude that a material uncertainty exists, we are required to draw attention in our auditor's report to the related disclosures in the parent company financial statements or, if such disclosures are inadequate, to modify our opinion. Our conclusions are based on the audit evidence obtained up to the date of our auditor's report. However, future events or conditions may cause the Company to cease to continue as a going concern.
- Evaluate the overall presentation, structure and content of the parent company financial statements, including the disclosures, and whether the parent company financial statements represent the underlying transactions and events in a manner that achieves fair presentation.



We communicate with those charged with governance regarding, among other matters, the planned scope and timing of the audit and significant audit findings, including any significant deficiencies in internal control that we identify during our audit.

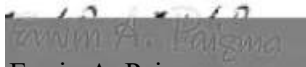
We also provide those charged with governance with a statement that we have complied with relevant ethical requirements regarding independence, and to communicate with them all relationships and other matters that may reasonably be thought to bear on our independence, and where applicable, related safeguards.

### **Report on the Supplementary Information Required Under Revenue Regulations 15-2010**

Our audits were conducted for the purpose of forming an opinion on the parent company financial statements taken as a whole. The supplementary information required under Revenue Regulations 15-2010 in Note 34 to the parent company financial statements is presented for purposes of filing with the Bureau of Internal Revenue and is not a required part of the basic financial statements. Such information is the responsibility of the management of Vitarich Corporation. The information has been subjected to the auditing procedures applied in our audit of the basic financial statements. In our opinion, the information is fairly stated, in all material respects, in relation to the basic financial statements taken as a whole.

The engagement partner on the audit resulting in this independent auditor's report is Erwin A. Paigma.

SYCIP GORRES VELAYO & CO.



Erwin A. Paigma

Partner

CPA Certificate No. 0118576

Tax Identification No. 944-093-568

BOA/PRC Reg. No. 0001, August 25, 2021, valid until April 15, 2024

SEC Partner Accreditation No. 118576-SEC (Group A)

Valid to cover audit of 2021 to 2025 financial statements of SEC covered institutions

SEC Firm Accreditation No. 0001-SEC (Group A)

Valid to cover audit of 2021 to 2025 financial statements of SEC covered institutions

BIR Accreditation No. 08-001998-137-2021, November 10, 2021, valid until November 9, 2024

PTR No. 8854346, January 3, 2022, Makati City

April 12, 2022



**VITARICH CORPORATION****PARENT COMPANY STATEMENTS OF FINANCIAL POSITION**

	<b>December 31</b>	
	<b>2021</b>	<b>2020</b> (Note 24)
<b>ASSETS</b>		
<b>Current Assets</b>		
Cash (Note 4)	<b>₱229,696,404</b>	₱176,981,054
Trade and other receivables (Note 5)	<b>902,704,180</b>	814,836,834
Due from related parties (Note 23)	<b>–</b>	816,362
Inventories and livestock (Note 6)	<b>675,486,067</b>	502,928,504
Other current assets (Note 7)	<b>291,732,452</b>	240,756,038
Total Current Assets	<b>2,099,619,103</b>	1,736,318,792
<b>Noncurrent Assets</b>		
Receivable from insurance (Note 8)	<b>70,203,810</b>	70,203,810
Property, plant and equipment (Note 10):		
At revalued amount	<b>872,012,237</b>	906,718,914
At cost	<b>45,981,165</b>	29,714,145
Investment properties (Note 11)	<b>973,432,752</b>	931,375,980
Right-of-use assets (Note 12)	<b>38,921,635</b>	32,551,359
Other noncurrent assets (Note 12)	<b>35,120,487</b>	16,078,041
Total Noncurrent Assets	<b>2,035,672,086</b>	1,986,642,249
	<b>₱4,135,291,189</b>	₱3,722,961,041
<b>LIABILITIES AND EQUITY</b>		
<b>Current Liabilities</b>		
Trade and other payables (Note 13)	<b>₱1,692,447,486</b>	₱1,634,481,229
Current portion of loans payable (Note 14)	<b>406,754,258</b>	156,844,958
Current portion of lease liabilities (Note 26)	<b>17,808,894</b>	18,497,266
Total Current Liabilities	<b>2,117,010,638</b>	1,809,823,453
<b>Noncurrent Liabilities</b>		
Cash bond deposits (Note 15)	<b>48,052,089</b>	40,097,279
Net retirement liability (Note 21)	<b>166,461,260</b>	132,205,929
Loans payable - net of current portion (Note 14)	<b>98,297,470</b>	123,118,899
Lease liabilities - net of current portion (Note 26)	<b>24,196,376</b>	17,140,191
Net deferred tax liabilities (Note 22)	<b>64,180,551</b>	83,674,140
Total Noncurrent Liabilities	<b>401,187,746</b>	396,236,438
Total Liabilities	<b>2,518,198,384</b>	2,206,059,891
<b>Equity</b>		
Capital stock (Note 24)	<b>1,160,646,925</b>	1,160,646,925
Additional paid-in capital (Note 24)	<b>1,470,859</b>	1,470,859
Retained earnings	<b>135,015,735</b>	35,835,133
Other comprehensive income (Note 10, 21 and 24)	<b>319,959,286</b>	318,948,233
Total Equity	<b>1,617,092,805</b>	1,516,901,150
	<b>₱4,135,291,189</b>	₱3,722,961,041

See accompanying Notes to Parent Company Financial Statements.



**VITARICH CORPORATION**  
**PARENT COMPANY STATEMENTS OF COMPREHENSIVE INCOME**

	<b>Years Ended December 31</b>	
	<b>2021</b>	<b>2020</b>
<b>REVENUE</b>		
Sale of goods, net of discount (Notes 16 and 23)	<b>₱9,649,161,808</b>	₱7,682,430,958
Fair value adjustment on biological assets (Notes 6 and 16)	<b>55,119,641</b>	199,489,329
	<b>9,704,281,449</b>	7,881,920,287
<b>COST OF GOODS SOLD</b>		
Cost of goods sold (Note 17)	<b>(8,769,953,426)</b>	(7,125,724,162)
Fair value adjustment on biological assets (Notes 6 and 16)	<b>(77,973,862)</b>	(184,396,574)
	<b>(8,847,927,288)</b>	(7,310,120,736)
<b>GROSS PROFIT</b>	<b>856,354,161</b>	571,799,551
Operating expenses (Note 18)	<b>(700,926,732)</b>	(536,760,257)
Other operating income (Note 19)	<b>28,564,207</b>	43,970,861
	<b>(672,362,525)</b>	(492,789,396)
<b>OPERATING PROFIT</b>	<b>183,991,636</b>	79,010,155
<b>OTHER INCOME (EXPENSES)</b>		
Interest expense (Notes 14, 23 and 26)	<b>(23,051,290)</b>	(34,454,582)
Gain on fair value changes in investment properties (Note 11)	<b>1,268,133</b>	4,053,232
Interest income (Note 4 and 5)	<b>1,293,145</b>	202,303
Other income (charges) - net (Note 20)	<b>(37,579,451)</b>	(23,384,095)
	<b>(58,069,463)</b>	(53,583,142)
<b>INCOME BEFORE INCOME TAX</b>	<b>125,922,173</b>	25,427,013
<b>PROVISION FOR INCOME TAX (Note 22)</b>		
Current	<b>25,793,095</b>	11,629,665
Deferred	<b>5,371,040</b>	4,509,242
	<b>31,164,135</b>	16,138,907
<b>NET INCOME</b>	<b>94,758,038</b>	9,288,106
<b>OTHER COMPREHENSIVE INCOME (LOSS)</b>		
<i>Items not to be reclassified to profit or loss:</i>		
Revaluation increase on property, plant and equipment - net of deferred income tax (Note 10)	<b>23,191,603</b>	15,421,851
Actuarial gain (loss) - net of deferred income tax (Note 21)	<b>(17,757,986)</b>	(19,880,635)
	<b>5,433,617</b>	(4,458,784)
<b>TOTAL COMPREHENSIVE INCOME</b>	<b>₱100,191,655</b>	₱4,829,322
<b>EARNINGS PER SHARE - BASIC AND DILUTED (Note 25)</b>	<b>₱0.031</b>	₱0.003

*See accompanying Notes to Parent Company Financial Statements.*



**VITARICH CORPORATION****PARENT COMPANY STATEMENTS OF CHANGES IN EQUITY**

	<b>Years Ended December 31</b>	
	<b>2021</b>	<b>2020</b>
<b>CAPITAL STOCK - ₱1 par value (Note 24)</b>	<b>₱1,160,646,925</b>	<b>₱1,160,646,925</b>
<b>ADDITIONAL PAID-IN CAPITAL (Note 24)</b>	<b>1,470,859</b>	<b>1,470,859</b>
<b>RETAINED EARNINGS</b>		
Balance at beginning of year, as previously reported	<b>180,913,080</b>	167,861,395
Prior period adjustments (Note 24)	<b>(145,077,947)</b>	(145,077,947)
Balance at beginning of year, as restated	<b>35,835,133</b>	22,783,448
Net income	<b>94,758,038</b>	9,288,106
Transfer to retained earnings of revaluation reserve realized through depreciation, net of deferred income tax (Note 10)	<b>4,422,564</b>	3,763,579
Balance at end of year	<b>135,015,735</b>	35,835,133
<b>OTHER COMPREHENSIVE INCOME (Note 24)</b>		
Balance at beginning of year	<b>318,948,233</b>	327,170,596
Transfer to retained earnings of revaluation reserve realized through depreciation, net of deferred income tax (Note 10)	<b>(4,422,564)</b>	(3,763,579)
Revaluation increase on property, plant and equipment, net of deferred income tax (Note 10)	<b>23,191,602</b>	15,421,851
Actuarial loss, net of deferred income tax (Note 21)	<b>(17,757,985)</b>	(19,880,635)
Balance at end of year	<b>319,959,286</b>	318,948,233
	<b>₱1,617,092,806</b>	<b>₱1,516,901,150</b>

*See accompanying Notes to Parent Company Financial Statements.*



**VITARICH CORPORATION****PARENT COMPANY STATEMENTS OF CASH FLOWS**

	<b>Years Ended December 31</b>	
	<b>2021</b>	<b>2020</b>
<b>CASH FLOWS FROM OPERATING ACTIVITIES</b>		
Income before income tax	<b>₱125,922,173</b>	<b>₱25,427,013</b>
Adjustments for:		
Depreciation and amortization (Notes 10 and 12)	<b>106,006,621</b>	162,610,786
Interest expense (Notes 14, 23 and 26)	<b>23,051,290</b>	34,454,582
Gain on fair value on biological assets (Note 6 and 16)	<b>22,854,221</b>	(15,092,755)
Retirement expense (Note 21)	<b>16,993,091</b>	14,327,563
Gain on fair value changes of investment properties (Note 11)	<b>(1,268,133)</b>	(4,053,232)
Pre-termination of lease contracts (Note 20 and 26)		(3,424,542)
Loss (gain) on disposal of property, plant and equipment, investment properties, and right-of-use assets (Note 10, 11, 12 and 20)	<b>1,060,988</b>	2,269,651
Interest income (Note 4 and 5)	<b>(1,293,145)</b>	(202,303)
Operating income before working capital changes	<b>293,327,106</b>	216,316,763
Decrease (increase) in:		
Trade and other receivables	<b>(85,898,512)</b>	208,015,519
Inventories	<b>(195,411,784)</b>	78,902,300
Other current assets	<b>(50,976,414)</b>	45,476,240
Other noncurrent assets related to operations	<b>(11,299,126)</b>	(1,655,887)
Increase (decrease) in:		
Trade and other payables	<b>57,966,257</b>	28,174,240
Cash bond deposits	<b>7,954,810</b>	(857,508)
Net cash generated from operations	<b>15,662,337</b>	574,371,667
Income tax paid	<b>(25,793,095)</b>	(11,629,665)
Retirement benefits paid (Note 21)	<b>(5,868,959)</b>	(2,039,380)
Interest received	<b>140,673</b>	202,303
Net cash provided by operating activities	<b>(15,859,044)</b>	560,904,925
<b>CASH FLOWS FROM INVESTING ACTIVITIES</b>		
Acquisitions of:		
Property, plant and equipment (Note 10)	<b>(74,036,594)</b>	(70,403,848)
Investment properties (Note 11)	<b>(43,610,106)</b>	(125,303,374)
Proceeds from sale of property, plant and equipment	<b>1,025,000</b>	—
Net cash used in investing activities	<b>(116,621,700)</b>	(195,707,222)
<b>CASH FLOW FROM A FINANCING ACTIVITY</b>		
Availment of loans (Note 14)	<b>540,681,912</b>	457,507,642
Payment of loans (Note 14)	<b>(315,594,041)</b>	(709,878,962)
Interest paid	<b>(23,051,290)</b>	(35,328,078)
Payments of principal lease liabilities (Note 26)	<b>(16,840,487)</b>	(79,839,294)
Net cash provided by (used in) financing activities	<b>185,196,094</b>	(367,538,692)
<b>NET DECREASE IN CASH</b>	<b>52,715,350</b>	(2,340,989)
<b>CASH AT BEGINNING OF YEAR</b>	<b>176,981,054</b>	179,322,043
<b>CASH AT END OF YEAR (Note 4)</b>	<b>₱229,696,404</b>	<b>₱176,981,054</b>

*See accompanying Notes to Parent Company Financial Statements.*





# VITARICH CORPORATION

---

## NOTES TO PARENT COMPANY FINANCIAL STATEMENTS

---

### 1. Corporate Information

Vitarich Corporation (the Company) was incorporated in the Philippines and registered with the Securities and Exchange Commission (SEC) on July 31, 1962 to engage primarily in manufacturing, growing and selling of feeds and livestock. The Company's shares of stock are registered with the Philippine Stock Exchange on February 8, 1995.

The details of the Company's subsidiaries are as follows:

	Line of Business	2020	2019
Gromax, Inc. (Gromax)*	Manufacturing	100%	100%
Philippines Favorite Chicken, Inc. (PFCI)**	Distributor	—	—

\*Ceased operations in 2015.

\*\*Ceased operations in 2005 and deconsolidated in 2017.

On October 16, 2013, the SEC approved the Company's increase in authorized capital stock to ₱3.5 billion and the conversion of Company debts amounting to ₱2.4 billion to Kormasinc, Inc. (Kormasinc) into equity at 1 share of common stock for every ₱1.00 debt. Of the converted debt, ₱90.0 million was applied as payment for 90,030,236 shares from unissued shares and ₱2.3 billion was applied as payment for additional shares from the increase in authorized capital.

With the debt to equity conversion and significant improvement in the Company's operations, the Regional Trial Court of Malolos, Bulacan (the Rehabilitation Court) approved the Company's exit from Corporate Rehabilitation on September 16, 2016.

On December 22, 2017, the SEC approved the debt to equity conversion of the remaining payable of ₱407.1 million to Kormasinc at ₱1.52 a share increasing Kormasinc's ownership interest from 69.20% to 71.90% (see Note 24).

On June 30, 2017, the Company's stockholders approved the Company's plan to undergo a quasi-reorganization. The Company reduced the par value of the Company's shares and the existing additional paid-in capital and outstanding revaluation surplus was applied to eliminate the Company's deficit of ₱2.2 billion as at December 31, 2017.

On July 11, 2018, the SEC approved the change in par value which resulted to a decrease in the capital stock of the Company from ₱3.5 billion divided into 3.5 billion shares with par value of ₱1.00 each to ₱1.33 billion divided into 3.5 billion shares with the par value of ₱0.38 each. The reduction in par value resulted to recognition of additional paid in capital amounting to ₱1.9 billion. On July 18, 2018, the Company received the Certificate of Approval of Equity Restructuring to wipe out the deficit as of December 31, 2017 in the amount of ₱2.3 billion against the additional paid in capital of ₱2.3 billion.

On May 31, 2018, the SEC approved the shortening of the corporate life of Gromax until November 10, 2019. Gromax Inc. has ceased operations since 2015. In 2018, the Company recognized an impairment loss of ₱40.8 million which pertains to due from related parties that are no longer recoverable.

As at December 31, 2021 and 2020, Kormasinc ownership interest is at 48.47% and 48.28%, respectively.



The registered principal place of business of the Company is located at Marilao-San Jose Road, Sta. Rosa I, Marilao, Bulacan. The Company has operating offices in Luzon, Iloilo and Davao, and maintains satellite offices in Southern Philippines.

The parent company financial statements as at and for the years ended December 31, 2021 and 2020, were approved and authorized for issue by the BOD on April 12, 2022.

---

## 2. Summary of Significant Accounting Policies

### Basis of Preparation

The financial statements have been prepared on a going concern basis. All amounts are stated at historical cost, except for property, plant and equipment (excluding transportation equipment and construction in-progress) which are stated at revalued amount, and investment properties and biological assets which are stated at fair value.

The parent company financial statements of the Company are presented in Philippine Peso (₱), the Company's functional and presentational currency. All values represent absolute amounts except when otherwise stated.

### Statement of Compliance

The financial statements have been prepared in compliance with Philippine Financial Reporting Standards (PFRSs) issued by the Philippine Financial Reporting Standards Council (FRSC) as approved by the Financial Reporting Standards Council (FRSC) and Board of Accountancy (BOA) and adopted by the SEC. This financial reporting framework includes all applicable PFRSs, Philippine Accounting Standards (PAS), interpretations from the International Financial Reporting Interpretations Committee (IFRIC), Philippine Interpretations Committee (PIC) and Standing Interpretations Committee (SIC), and SEC provisions.

### Current versus Noncurrent Classification

The Company presents assets and liabilities in the statements of financial position based on current/noncurrent classification.

An asset is current when:

- It is expected to be realized or intended to be sold or consumed in the normal operating cycle;
- It is held primarily for the purpose of trading;
- It is expected to be realized within 12 months after the reporting period; or
- It is cash or cash equivalent unless restricted from being exchanged or used to settle a liability for at least 12 months after the reporting period.

All other assets are classified as noncurrent.

A liability is current when:

- It is expected to be settled in the normal operating cycle
- It is held primarily for the purpose of trading
- It is due to be settled within 12 months after the reporting period, or
- There is no unconditional right to defer the settlement of the liability for at least 12 months after the reporting period.

The Company classifies all other liabilities as noncurrent.

Deferred tax assets and liabilities are classified as noncurrent assets and liabilities, respectively.



### Fair Value Measurement

Fair value is the price that would be received to sell an asset or paid to transfer a liability in an orderly transaction between market participants at the measurement date. The fair value measurement is based on the presumption that the transaction to sell the asset or transfer the liability takes place either:

- In the principal market for the asset or liability; or
- In the absence of a principal market, in the most advantageous market for the asset or liability.

The principal or the most advantageous market must be accessible to the Company.

The fair value of an asset or a liability is measured using the assumptions that market participants would use when pricing the asset or liability, assuming that market participants act in their economic best interest. A fair value measurement of a nonfinancial asset takes into account a market participant's ability to generate economic benefits by using the asset in its highest and best use or by selling it to another market participant that would use the asset in its highest and best use.

The Company uses valuation techniques that are appropriate in the circumstances and for which sufficient data are available to measure fair value, maximizing the use of relevant observable inputs and minimizing the use of unobservable inputs.

All assets and liabilities for which fair value is measured or disclosed in the financial statements are categorized within the fair value hierarchy, described as follows, based on the lowest level input that is significant to the fair value measurement as a whole:

- Level 1 - Quoted (unadjusted) market prices in active markets for identical assets or liabilities.
- Level 2 - Valuation techniques for which the lowest level input that is significant to the fair value measurement is directly or indirectly observable.
- Level 3 - Valuation techniques for which the lowest level input that is significant to the fair value measurement is unobservable.

For assets and liabilities that are recognized in the financial statements on a recurring basis, the Company determines whether transfers have occurred between levels in the hierarchy by reassessing categorization (based on the lowest level input that is significant to the fair value measurement as a whole) at the end of each reporting period.

The Company determines the policies and procedures for fair value measurements on financial instruments, biological assets, property, plant and equipment and investment properties.

External valuers are involved for valuation of significant assets, such as property, plant and equipment and investment properties. The involvement of external valuers is determined annually by management. Selection criteria include market knowledge, reputation, independence and whether professional standards are maintained. The Company decides, after discussions with the external valuers, which valuation techniques and inputs to use for each case.

At each reporting date, management analyzes the movements in the values of assets and liabilities which are required to be remeasured or reassessed per the Company's accounting policies. For this analysis, the Company verifies the major inputs applied in the latest valuation by agreeing the information in the valuation computation to contracts and other relevant documents.

The Company, in conjunction with the external valuers, also compares the change in the fair value of each asset and liability with relevant external sources to determine whether the change is reasonable.



For the purpose of fair value disclosures, the Company has determined classes of assets and liabilities on the basis of the nature, characteristics and risks of the asset or liability and the level of the fair value hierarchy as explained above.

#### Cash

Cash includes cash on hand and cash in banks. Cash in banks earn interest at prevailing bank deposit rates.

#### Financial Instruments

A financial instrument is any contract that gives rise to a financial asset of one entity and a financial liability or equity instrument of another entity.

#### Financial Assets

*Initial Recognition and Measurement.* Financial assets are classified, at initial recognition, as subsequently measured at amortized cost, fair value through OCI (FVOCI), and fair value through profit or loss (FVTPL).

The classification of financial assets at initial recognition depends on the financial asset's contractual cash flow characteristics and the Company's business model for managing them. With the exception of trade receivables that do not contain a significant financing component or for which the Company has applied the practical expedient, the Company initially measures a financial asset at its fair value plus, in the case of a financial asset not at FVTPL, transaction costs. Trade receivables that do not contain a significant financing component or for which the Company has applied the practical expedient are measured at the transaction price determined under PFRS 15, *Revenue from Contracts with Customers*.

In order for a financial asset to be classified and measured at amortized cost or FVOCI, it needs to give rise to cash flows that are solely payments of principal and interest (SPPI) on the principal amount outstanding. This assessment is referred to as the SPPI test and is performed at an instrument level.

The Company's business model for managing financial assets refers to how it manages its financial assets in order to generate cash flows. The business model determines whether cash flows will result from collecting contractual cash flows, selling the financial assets, or both.

Purchases or sales of financial assets that require delivery of assets within a time frame established by regulation or convention in the marketplace (regular way trades) are recognized on the trade date, i.e., the date that the Company commits to purchase or sell the asset.

*Subsequent Measurement.* For purposes of subsequent measurement, financial assets are classified in four categories: financial assets at amortized cost (debt instruments), financial assets at FVOCI with recycling of cumulative gains and losses (debt instruments), financial assets designated at FVOCI with no recycling of cumulative gains and losses upon derecognition (equity instruments) and financial assets at FVTPL.

- *Financial Assets at Amortized Cost (Debt Instruments).* This category is the most relevant to the Company. The Company measures financial assets at amortized cost if both of the following conditions are met:
  - the financial asset is held within a business model with the objective to hold financial assets in order to collect contractual cash flows; and
  - the contractual terms of the financial asset give rise on specified dates to cash flows that are SPPI on the principal amount outstanding.



Financial assets at amortized cost are subsequently measured using the effective interest rate (EIR) method and are subject to impairment. Gains and losses are recognized in the statements of comprehensive income when the asset is derecognized, modified or impaired.

Financial assets at amortized cost are classified as current assets when the Group expects to realize the asset within 12 months from reporting date. Otherwise, these are classified as noncurrent assets.

As at December 31, 2021 and 2020, the Company's cash, trade and other receivables (excluding advances to officers and employees), receivable from insurance and security deposits (presented under "Other noncurrent assets") are classified under this category.

The Company has no debt and equity instruments at FVOCI and at FVTPL as at December 31, 2021 and 2020.

*Impairment of Financial Assets.* The Company recognizes an allowance for expected credit losses (ECLs) for all debt instruments not held at FVTPL. ECLs are based on the difference between the contractual cash flows due in accordance with the contract and all the cash flows that the Company expects to receive, discounted at an approximation of the original EIR. The expected cash flows will include cash flows from the sale of collateral held or other credit enhancements that are integral to the contractual terms.

*Determining the Stage for Impairment.* At each reporting date, the Company assesses whether there has been a significant increase in credit risk (SICR) for financial assets since initial recognition by comparing the risk of a default occurring over the expected life between the reporting date and the date of initial recognition. When determining whether the credit risk of a financial asset has increased significantly since initial recognition and when estimating ECLs, the Company considers reasonable and supportable information that is relevant and available without undue cost or effort. This includes both quantitative and qualitative information and analysis, based on the Company's historical experience and informed credit assessment and including forward-looking information.

The Company assumes that the credit risk on a financial asset has increased significantly if it is more than 30 days past due.

*Staging Assessment.* PFRS 9 establishes a three-stage approach for impairment of financial assets, based on whether there has been SICR of a financial asset. Three stages are established to determine the amount of impairment to be recognized:

- Stage 1 is comprised of all financial instruments which have not experienced SICR since initial recognition. The Company is required to recognize 12-month ECL for stage 1 financial instruments.
- Stage 2 is comprised of all financial instruments which have experienced SICR since initial recognition. The Company is required to recognize lifetime ECL for stage 2 financial instruments. In subsequent reporting periods, if the credit risk of the financial instrument improves such that there is no longer SICR since initial recognition, then the Company shall revert to recognizing 12-month ECL.
- Financial instruments are classified as stage 3 when there is objective evidence of impairment as a result of one or more loss events that have occurred after initial recognition with negative impact on the estimated future cash flows of a financial instrument or portfolio of financial instruments. The ECL model requires that lifetime ECL be recognized for impaired financial instruments, which is similar to the requirements under PAS 39, *Financial Instruments: Recognition and Measurement*, for impaired financial instruments.



*General Approach for Cash, Other Receivables, Receivable from Insurance, and Security Deposit.* For cash, other receivables, receivable from insurance and security deposits, the Company applies a general approach in calculating ECLs. The Company recognizes a loss allowance based on either 12-month ECL or lifetime ECL, depending on whether there has been SICR on its cash, other receivables, receivable from insurance and security deposits since initial recognition.

For cash in banks, the Company assessed that placements are with reputable counterparty banks that possess good credit ratings. For receivable from insurance, the Company assessed the timing and amount of expected net recoveries in calculating the ECL. For other receivables and security deposits, the Company used external benchmarking which compares the internal credit risk rating of certain debtor with the external rating agencies and use the latter's estimate of probability of default (PD) for similar credit risk rating.

*Simplified Approach for Trade Receivables.* For trade receivables, the Company applies a simplified approach in calculating ECLs. Therefore, the Company does not track changes in credit risk, but instead recognizes a loss allowance based on lifetime ECL at each reporting date. The Company has established a provision matrix that is based on its historical credit loss experience, adjusted for forward-looking factors specific to the debtors and the economic environment.

The Company considers a financial asset in default when contractual payments are 120 days past due. However, in certain cases, the Company may also consider a financial asset to be in default when internal or external information indicates that the Company is unlikely to receive the outstanding contractual amounts in full before taking into account any credit enhancements held by the Company. A financial asset is written off when there is no reasonable expectation of recovering the contractual cash flows.

Further disclosures relating to impairment of financial assets are also provided in the following notes:

- Note 3, *Significant Judgment, Accounting Estimates and Assumptions*
- Note 5, *Trade and Other Receivables*

*Derecognition of Financial Assets.* A financial asset (or, when applicable, a part of a financial asset or part of a group of similar financial assets) is primarily derecognized when:

- the right to receive cash flows from the asset has expired;
- the Company retains the right to receive cash flows from the asset but has assumed an obligation to pay them in full without material delay to a third party under a 'pass through' arrangement; or
- the Company has transferred its right to receive cash flows from the asset and either (a) has transferred substantially all the risks and rewards of ownership of the asset, or (b) has neither transferred nor retained substantially all the risks and rewards of ownership of the asset but has transferred control of the asset.

When the Company has transferred its rights to receive cash flows from an asset or has entered into a pass-through arrangement, it evaluates if and to what extent it has retained the risks and rewards of ownership. When it has neither transferred nor retained substantially all of the risks and rewards of ownership of the asset, nor transferred control of the asset, the Company continues to recognize the transferred asset to the extent of the Company's continuing involvement. In that case, the Company also recognizes an associated liability. The transferred asset and the associated liability are measured on a basis that reflects the rights and obligations that the Company has retained. Continuing involvement that takes the form of a guarantee over the transferred asset is measured at the lower of the original carrying amount of the asset and the maximum amount of consideration that the Company could be required to repay.



### Financial Liabilities

*Initial Recognition and Measurement.* Financial liabilities are classified, at initial recognition, as financial liabilities at FVTPL, loans and borrowings or as derivatives designated as hedging instruments in an effective hedge, as appropriate.

All financial liabilities are recognized initially at fair value and, in the case of loans and borrowings, net of directly attributable transaction costs.

*Subsequent Measurement.* For purposes of subsequent measurement, financial liabilities are classified in two categories: financial liabilities at amortized cost and financial liabilities at FVTPL.

- *Financial Liabilities at Amortized Cost.* This is the category most relevant to the Company. After initial recognition, loans and borrowings are subsequently measured at amortized cost using the EIR method. Gains and losses are recognized in the statements of comprehensive income when the liabilities are derecognized as well as through the EIR amortization process.

Amortized cost is calculated by taking into account any discount or premium on acquisition and fees or costs that are an integral part of the EIR. The EIR amortization is included as finance costs in the statement of comprehensive income.

As at December 31, 2021 and 2020, the Company's trade and other payables (excluding statutory payables), loans payable, lease liabilities and cash bond deposits are classified under this category.

The Company has no financial liabilities at FVTPL and derivatives designated as hedging instruments in an effective hedge as at December 31, 2021 and 2020.

*Derecognition of Financial Liabilities.* A financial liability is derecognized when the obligation under the liability is discharged, cancelled or has expired.

When an existing financial liability is replaced by another from the same lender on substantially different terms, or the terms of an existing liability are substantially modified, such an exchange or modification is treated as a derecognition of the original liability and the recognition of a new liability, and the difference in the respective carrying amounts is recognized in the statement of comprehensive income.

A modification is considered substantial if the present value of the cash flows under the new terms, including net fees paid or received and discounted using the original EIR, is different by at least 10% from the discounted present value of remaining cash flows of the original liability.

The fair value of the modified financial liability is determined based on its expected cash flows, discounted using the interest rate at which the Company could raise debt with similar terms and conditions in the market. The difference between the carrying value of the original liability and fair value of the new liability is recognized in the statement of comprehensive income. On the other hand, if the difference does not meet the 10% threshold, the original debt is not extinguished but merely modified. The gross carrying amount of the financial liability is recalculated as the present value of the modified contractual cash flows discounted at the original EIR and recognizes modification gain or loss. Cost or fees incurred adjust the carrying amount of the financial liability and are amortized over the remaining term of the modified financial liability.



#### Offsetting of Financial Instruments

Financial assets and financial liabilities are offset with the net amount reported in the statement of financial position if, and only if, there is a currently enforceable legal right to offset the recognized amounts and there is an intention to settle on a net basis, or to realize the assets and settle the liabilities simultaneously.

The Company assesses that it has a currently enforceable right of offset if the right is not contingent on a future event and is legally enforceable in the normal course of business, event of default, and event of insolvency or bankruptcy of the Company and all of the counterparties.

#### Inventories

The Company recognizes inventories when the risk and rewards of ownership are transferred to the Company (i.e., usually upon receipt from local suppliers and upon delivery of the goods to the carrier from importation).

Inventories are valued at the lower of cost and net realizable value (NRV). The purchase price and costs incurred in bringing each product to its present location are accounted for as follows:

*Raw Materials and Feeds Supplements, Supplies and Animal Health Products - Weighted Average Method.* All costs directly attributable to acquisition such as the purchase price, import duties and other taxes that are not subsequently recoverable from taxing authorities are included as part of costs of these inventories.

*Finished Goods and Factory Stocks and Supplies Inventories - Weighted Average Method.* All costs directly attributable to acquisition such as the purchase price, import duties and other taxes that are not subsequently recoverable from taxing authorities are included as part of costs of these inventories. Included also are the costs of direct materials, labor and manufacturing overhead.

NRV of finished goods is based on the estimated selling price in the ordinary course of business, less the estimated costs necessary to make the sale. NRV of raw materials and supplies is the current replacement cost.

#### Livestock

Livestock consist of biological assets such as day-old chicks after undergoing hatching process, chicks which are grown as chicken broilers, hatching eggs which are recorded under raw materials, and live, fresh, frozen and cut-ups chicken which are recorded under finished goods.

*Day-old Chicks and Chicken Broilers.* These are accounted for as biological assets in accordance with PAS 41, *Agriculture*. The Company recognized the amount of fair value adjustment on agricultural produce that are in the inventory and sold during the year. The valuation takes into consideration input based on hatchability rate of eggs, mortality of chicks being grown as chicken broilers and estimated future cash flows to be incurred in hatching the eggs and growing the chicks. The market prices are derived from unobservable market prices. The prices are reduced for costs incurred in dressing the chicken and freight costs to market, to arrive at a net fair value at farm gate. The fair value adjustments of livestock that are sold during the year is presented as part of revenues and cost of goods sold.

*Raw Materials (Hatching Eggs).* All costs directly attributable to acquisition such as the purchase price and taxes that are not subsequently recoverable from taxing authorities are included as part of costs of these inventories.





*Finished Goods (Live, Fresh, Frozen and Cut Ups Chicken) - Weighted Average Method.* The costs include all costs of the chicken broilers, labor and manufacturing overhead costs.

Other Current and Noncurrent Assets

Other current assets consist of creditable withholding taxes (CWT), prepayments, input value-added taxes (VAT) and advances to suppliers.

*CWT.* CWT represents the amount withheld at source by the Company's customers in relation to its income. These are recognized upon collection and are utilized as tax credits against income tax due as allowed by the Philippine taxation laws and regulations. CWT is stated at its estimated NRV.

*Advances to Suppliers.* Advances to suppliers consist of payments in advance of raw materials, supply labor tools, subscriptions, memberships, and other fees.

*Prepayments.* Prepayments represent expenses not yet incurred but already paid in cash. Prepayments are initially recorded as assets and measured at the amount of cash paid. Subsequently, these are charged to expense as these are consumed in operations or expire with the passage of time.

Prepayments are classified as current asset when the cost of goods or services related to the prepayment are expected to be incurred within one year or the Company's normal operating cycle, whichever is longer. Otherwise, prepayments are classified as noncurrent assets.

*VAT.* Input value-added taxes (VAT) represent VAT imposed on the Company by its suppliers for the acquisition of goods and services. Output VAT represents indirect tax on consumption levied on the sale of goods and services, which is passed on by the Company to its customers. Where VAT incurred on the purchase of an asset or services is not recoverable from the taxation authority, such VAT is recognized as part of the cost of acquisition of the asset or part of the expense item, as applicable.

When output VAT exceeds input VAT, the excess is recognized as payable in the statement of financial position. When input VAT exceeds output VAT, the excess is recognized as an asset (presented under "Other current assets") in the statement of financial position to the extent of the recoverable amount.

Other noncurrent assets consist of right-of-use asset, project development costs, security deposits and computer software.

*Project Development Costs.* These costs represent capitalized development costs which are accounted for under the cost model. The cost of the asset is the amount of cash paid or the fair value of the other considerations given to acquire an asset at the time of its acquisition or production.

Costs associated with research activities are recognized as expense in the statement of comprehensive income as these are incurred. Costs that are directly attributable to the development phase of the Company's aqua feeds and aqua culture projects are recognized as project development cost provided, they meet the following recognition requirements:

- a. there is a demonstration of technical feasibility of the prospective product for internal use or sale;
- b. the intangible asset will generate probable economic benefits through internal use or sale;
- c. sufficient technical, financial and other resources are available for completion; and
- d. the intangible asset can be reliably measured.

All other development costs are expensed as incurred.



*Security Deposits.* These represent rental deposits paid by the Company and will be returned at the end of the lease term. These qualify as financial assets.

*Computer Software.* Computer software acquired is measured on initial recognition at cost. Subsequent to initial recognition, computer software is carried at cost less any accumulated amortization and any impairment losses. Internally generated computer software, excluding capitalized development costs, is not capitalized and expenditure is charged against the statement of comprehensive income in the year in which the expenditure is incurred.

Computer software is amortized on the straight-line basis over the economic useful life of three years and assessed for impairment whenever there is an indication that the computer software may be impaired. The amortization period and method for computer software are reviewed at least at each reporting date. Changes in the expected useful life or the expected pattern of consumption of future economic benefits embodied in the asset is accounted for by changing the amortization period or method, as appropriate, and treated as a change in accounting estimates.

Gains or losses arising from disposition of computer software measured as the difference between the disposal proceeds and the carrying amount of the asset, are recognized in the statement of comprehensive income when the asset is derecognized.

#### Property, Plant and Equipment

Property, plant and equipment (except for transportation equipment and construction in-progress) are stated at revalued amount as determined by an independent firm of appraisers. Transportation equipment is stated at cost less accumulated depreciation and any impairment in value.

The cost of an asset at initial recognition comprises its purchase price and directly attributable costs of bringing the asset to working condition and location for its intended use. Expenditures for major additions, improvements and renewals are capitalized. Expenditures for repairs and maintenance are charged to expense as incurred.

Subsequent to initial recognition at cost, property, plant and equipment (except for transportation equipment and construction in-progress) are carried at revalued amount less any subsequent accumulated depreciation, amortization and any accumulated impairment losses. Fair market value is determined by reference to market-based evidence, which is the amount for which the assets could be exchanged between a knowledgeable willing buyer and a knowledgeable willing seller in an arm's length transaction as at the valuation date. Any revaluation reserve is credited to "Revaluation reserve" account presented under the "Other comprehensive income" section of the statement of financial position. Any decrease in the revaluation surplus of the same asset is charged to OCI to the extent of any credit balance existing in the revaluation surplus in respect of that asset and the remaining decline, if any, is recognized in the statement of comprehensive income.

Annually, an amount from the "Revaluation reserve" account is transferred to "Retained earnings" under the "Equity" section in the statement of financial position for the depreciation relating to the revaluation reserve, net of related taxes. Upon disposal, any revaluation reserve relating to the particular asset sold is transferred to "Retained earnings." Revaluations are performed every three to five years ensuring that the carrying amount does not differ materially from that which would be determined using fair value at the end of the reporting period.

Depreciation and amortization are computed on the straight-line basis over the estimated useful lives of the assets (except for land).



The depreciation and amortization periods for property, plant and equipment, based on the above policies, are as follows:

<u>Asset Type</u>	<u>Number of Years</u>
Machinery and equipment	10 to 20 years
Buildings	20 years
Leasehold and land improvements	2 to 5 years or lease term, whichever is shorter
Office furniture, fixtures and equipment	3 to 10 years
Transportation equipment	4 to 5 years

An asset's carrying amount is written down immediately to its recoverable amount if the asset's carrying amount is greater than its estimated recoverable amount.

The estimated useful lives of property, plant and equipment are reviewed, and adjusted if appropriate, at the end of each reporting period.

Construction in-progress (CIP) pertains to properties under construction and is stated at cost. Cost includes costs of construction, labor and other direct costs. CIP is not depreciated until such time that the relevant assets are completed and available for operational use.

Fully depreciated assets are retained in the accounts until these are no longer in use and no further charge for depreciation and amortization is made in respect of those assets.

An item of property, plant and equipment is derecognized upon disposal or when no future economic benefits are expected to arise from the continued use of the asset. Any gain or loss arising on derecognition of the asset (calculated as the difference between the net disposal proceeds and the carrying amount of the item) is included in the statement of comprehensive income in the year the item is derecognized.

#### Investment Properties

Investment properties, accounted for under the fair value model, are property held either to earn rental income or for capital appreciation or for both, but not for sale in the ordinary course of business, use in the production or supply of goods or services or for administrative purposes.

Investment properties are measured initially at acquisition cost, including transaction costs. Subsequently, investment properties are stated at fair value as determined by independent appraisers on an annual basis. The carrying amount recognized in the statement of financial position reflects the prevailing market conditions at the end of each reporting period.

Any gain or loss resulting from either a change in the fair value or the sale of an investment property is immediately recognized in the statement of comprehensive income.

No depreciation charges are recognized on investment properties accounted for under the fair value method.

Investment properties are derecognized upon disposal or when permanently withdrawn from use and no future economic benefit is expected from its disposal.

Rental income and operating expenses from investment properties are reported as part of "Other operating income" and "Operating expenses," respectively, in the statements of comprehensive income.



Transfers are made to investment properties when, and only when, there is a change in use, evidenced by ending of owner-occupation, commencement of an operating lease to another party or ending of construction or development. For a transfer from investment property to owner-occupied property, the deemed cost for subsequent accounting is the fair value at the date of change in use. If owner-occupied property becomes an investment property, the Company accounts for such property in accordance with the policy stated under “Property, plant and equipment” up to the date of change in use.

#### Investment in Subsidiaries

The Company’s investment in subsidiaries is accounted for using the cost method. The investment is carried in the Company’s parent company statement of financial position at cost less any impairment in value. The Company recognizes dividends received from its subsidiary in profit or loss when its right to receive the dividend is established.

A subsidiary is an entity that is controlled by the parent. Control is established when the Company is exposed, or has right, to variable returns from its investment with the investee and it has the ability to affect those returns through its powers over the investee.

#### Impairment of Nonfinancial Assets

Nonfinancial assets consisting of property, plant and equipment, investment properties, investment in subsidiaries, right-of-use assets, computer software and project development costs are reviewed for impairment whenever events or changes in circumstances indicate that the carrying amount of an asset may not be recoverable. If any such indication exists and where the carrying amount of an asset exceeds its recoverable amount, the asset or CGU is written down to its recoverable amount. The estimated recoverable amount is the higher of an asset’s fair value less costs to sell and value in use.

The fair value less cost to sell is the amount obtainable from the sale of an asset in an arm’s-length transaction, while value in use is the present value of estimated future cash flows expected to arise from continuing use of an asset and from its disposal at the end of its useful life. In assessing value in use, the estimated future cash flows are discounted to their present value using a pre-tax discount rate that reflects current market assessments of time value of money and the risks specific to the asset. For an asset that does not generate largely independent cash inflows, the recoverable amount is determined for the CGU to which the asset belongs. Impairment losses are recognized in the statement of comprehensive income.

An assessment is made at each reporting date as to whether there is any indication that previously recognized impairment losses may no longer exist or may have decreased. If such indication exists, the recoverable amount is estimated. A previously recognized impairment loss is reversed only if there has been a change in the estimates used to determine the asset’s recoverable amount since the last impairment loss was recognized. If that is the case, the carrying amount of the asset is increased to its recoverable amount. That increased amount cannot exceed the carrying amount that would have been determined, net of depreciation and amortization, had no impairment loss been recognized for the asset in prior years. Such reversal is recognized in the statement of comprehensive income. After such a reversal, the depreciation charge is adjusted in future periods to allocate the asset’s revised carrying amount, less any residual value, on a systematic basis over remaining useful life.

#### Equity

*Capital Stock and Additional Paid-in Capital (APIC).* Capital stock is measured at par value for all shares issued. Proceeds and/or fair value of considerations received in excess of par value, if any, are recognized as APIC. Incremental costs incurred directly attributable to the issuance of new shares are recognized in equity as deduction from proceeds, net of tax. Unpaid subscriptions are recognized as a reduction of subscribed capital shares.



*OCI.* OCI comprises of items of income and expense that are not recognized in profit or loss for the year in accordance with PFRSs. OCI of the Company pertains to revaluation reserve on property, plant and equipment and accumulated remeasurement gains and losses on retirement liability - net.

*Retained Earnings.* Retained earnings represents the accumulated net income or losses, net of any dividend declaration. Retained earnings may also include effect of changes in accounting policy as may be required by a standard's transitional provisions.

#### Revenue Recognition

The Company is engaged in the growing, production and distribution of chicken broilers, either as live or dressed, manufacture and distribution of animal feeds, animal health and nutritional products, and feed supplements and production of day-old chicks and pullets. Revenue from contracts with customers is recognized when control of the goods or services are transferred to the customer at an amount that reflects the consideration to which the Company expects to be entitled in exchange for those goods or services. The Company has generally concluded that it is the principal in its revenue arrangements.

Revenue from sale of live or dressed chicken, animal feeds, animal health and nutritional products, and feed supplements and day-old chicks is recognized at the point in time when control of the asset is transferred to the customer, generally on delivery. The normal credit term is 30 to 90 days upon delivery.

The Company considers whether there are other promises in the contract that are separate performance obligations to which a portion of the transaction price needs to be allocated. In determining the transaction price, the Company considers the effects of variable consideration, the existence of significant financing components, noncash consideration, and consideration payable to the customer, if any.

The variable consideration is estimated at contract inception and constrained until it is highly probable that a significant revenue reversal in the amount of cumulative revenue recognized will not occur when the associated uncertainty with the variable consideration is subsequently resolved.

The following specific recognition criteria must also be met before revenue is recognized.

*Sale of Goods.* Revenue is recognized at point in time when control of the goods is transferred to the customer at an amount that reflects the consideration to which the Company expects to be entitled in exchange for those goods.

*Tolling.* Revenue is recognized over time when the performance of contractually agreed tasks have been substantially rendered.

*Other Income.* Other income is recognized when earned. Revenue is measured at the fair value of the consideration received.

#### Rights of Return

For sale of animal feeds, certain contracts provide a customer with a right to return the goods within a specified period. The Company uses the expected value method to estimate the goods that will not be returned because this method best predicts the amount of variable consideration to which the Company will be entitled. The requirements in PFRS 15 on constraining estimates of variable consideration are also applied in order to determine the amount of variable consideration that can be included in the transaction price. For goods that are expected to be returned, instead of revenue, the



Company recognizes a refund liability. A right of return asset (and corresponding adjustment to cost of sales) is also recognized for the right to recover products from a customer.

#### Contract Balances

*Contract Assets.* A contract asset is the right to consideration in exchange for goods or services transferred to the customer. If the Company performs by transferring goods or services to a customer before the customer pays consideration or before payment is due, a contract asset is recognized for the earned consideration that is conditional.

*Trade Receivables.* A receivable represents the Company's right to an amount of consideration that is unconditional (i.e., only the passage of time is required before payment of the consideration is due).

*Contract Liabilities.* A contract liability is the obligation to transfer goods or services to a customer for which the Company has received consideration (or an amount of consideration is due) from the customer. If a customer pays consideration before the Company transfers goods to the customer, a contract liability is recognized when the payment is made, or the payment is due (whichever is earlier). Contract liabilities are recognized as revenue when the Company performs under the contract.

As at December 31, 2021 and 2020, the Company does not have contract assets and contract liabilities.

*Right of Return Assets.* Right of return asset represents the Company's right to recover the goods expected to be returned by customers. The asset is measured at the former carrying amount of the inventory, less any expected costs to recover the goods, including any potential decreases in the value of the returned goods. The Company updates the measurement of the asset recorded for any revisions to its expected level of returns, as well as any additional decreases in the value of the returned products.

*Refund Liabilities.* A refund liability is the obligation to refund some or all of the consideration received (or receivable) from the customer and is measured at the amount the Company ultimately expects it will have to return to the customer. The Company updates its estimates of refund liabilities (and the corresponding change in the transaction price) at the end of each reporting period.

As at December 31, 2021 and 2020, the Company's estimated right of return assets and refund liabilities are not material.

#### Revenue Outside the Scope of PFRS 15

*Interest income.* Interest income is recognized as the interest accrues on a time proportion basis taking into account the principal amount outstanding and effective yield on the assets.

*Rentals.* Revenue from operating leases is recognized on a straight-line basis over the lease term.

#### Cost and Expense Recognition

Costs and expenses are decreases in economic benefits during the accounting period in the form of outflows or decrease of assets or incurrence of liabilities that result in decrease in equity, other than those relating to distributions to equity participants. These are recognized in the statement of comprehensive income in the period these are incurred and are measured at the fair value of the consideration paid or payable.



### Leases

The Company assesses at contract inception whether a contract is, or contains, a lease - that is, if the contract conveys the right to control the use of an identified asset for a period of time in exchange for consideration.

### The Company as a Lessee

The Company applies a single recognition and measurement approach for all leases, except for short-term leases and leases of low-value assets. The Company recognizes lease liabilities to make lease payments and right-of-use assets representing the right to use the underlying assets.

*Right-of-Use Assets.* The Company recognizes right-of-use assets at the commencement date of the lease (i.e., the date the underlying asset is available for use). Right-of-use assets are measured at cost, less any accumulated amortization and impairment losses, and adjusted for any remeasurement of lease liabilities. The cost of right-of-use assets includes the amount of lease liabilities recognized, initial direct costs incurred, and lease payments made at or before the commencement date less any lease incentives received. Right-of-use assets are amortized on a straight-line basis over the shorter of the lease term and the estimated useful lives of the assets. If ownership of the leased asset transfers to the Company at the end of the lease term or the cost reflects the exercise of a purchase option, amortization is calculated using the estimated useful life of the assets.

The amortization periods for the right-of-use asset, based on the above policies, are as follows:

Asset Type	Number of Years
Right-of-use asset - transportation equipment	5 years
Right-of-use asset - building	2 to 5 years
Right-of-use asset - machineries	2 to 3 years

*Lease Liabilities.* At the commencement date of the lease, the Company recognizes lease liabilities measured at the present value of lease payments to be made over the lease term. The lease payments include fixed payments (including in-substance fixed payments) less any lease incentives receivable, variable lease payments that depend on an index or a rate, and amounts expected to be paid under residual value guarantees. The lease payments also include the exercise price of a purchase option reasonably certain to be exercised by the Company and payments of penalties for terminating a lease, if the lease term reflects the Company exercising the option to terminate. The variable lease payments that do not depend on an index or a rate are recognized as expense in the period on which the event or condition that triggers the payment occurs.

In calculating the present value of lease payments, the Company uses the incremental borrowing rate at the lease commencement date if the interest rate implicit in the lease is not readily determinable. After the commencement date, the amount of lease liabilities is increased to reflect the accretion of interest and reduced for the lease payments made. In addition, the carrying amount of lease liabilities is remeasured if there is a modification, a change in the lease term, a change in the in-substance fixed lease payments or a change in the assessment to purchase the underlying asset.

*Short-term Leases and Leases of Low-value Assets.* The Company applies the short-term lease recognition exemption to its short-term leases of machinery and equipment (i.e., those leases that have a lease term of 12 months or less from the commencement date and do not contain a purchase option). It also applies the leases of low-value assets recognition exemption to leases of office equipment that are considered of low value. Lease payments on short-term leases and leases of low-value assets are recognized as expense on a straight-line basis over the lease term.



*Pre-termination of Lease Contracts.* The Company, as a lessee, reassesses whether it is reasonably certain not to exercise a termination option upon the occurrence of either a significant event or a significant change in circumstances that: (a) is within the control of the Company; and (b) affects whether the Company is reasonably certain to exercise an option not previously included in its determination of lease term, or not to exercise an option previously included in its determination of the lease term. Pre-termination of the lease will result in the derecognition of the right-of-use assets and lease liability and recognition of a pre-termination gain or loss.

#### The Company as a Lessor

Leases where the Company retains substantially all the risks and benefits of ownership of the asset are classified as operating leases. Initial direct costs incurred in negotiating an operating lease are added to the carrying amount of the leased asset and recognized on a straight-line basis over the lease term on the same basis as rental income. Contingent rents are recognized as revenue in the period in which these are earned.

#### Employee Benefits

*Short-term benefits.* The Company provides short-term benefits to its employees in the form of basic pay, 13<sup>th</sup> month pay, bonuses, employer's share on government contribution, and other short-term benefits.

*Retirement Benefits.* The Company has a partially funded, noncontributory retirement plan, administered by trustees, covering their permanent local employees. Costs of retirement benefits are actuarially determined using the projected unit credit method. This method reflects service rendered by employees to the date of valuation and incorporates assumptions concerning employees' projected salaries.

The Company recognizes service costs, comprising of current service costs, past service costs, gains and losses on curtailments and non-routine settlements; and net interest expense or income in the statement of comprehensive income.

Past service costs are recognized in the statements of comprehensive income on the earlier of the date of the plan amendment or curtailment and the date that the Company recognizes restructuring-related costs.

Net interest on the net retirement liability or asset is the change during the period in the net retirement liability or asset that arises from the passage of time which is determined by applying the discount rate based on government bonds to the net retirement liability or asset.

Remeasurements comprising actuarial gains and losses, return on plan assets and any change in the effect of the asset ceiling (excluding net interest on defined benefit liability) are recognized immediately in OCI in the period in which they arise. Remeasurements are not reclassified to profit or loss in subsequent periods.

Plan assets are assets that are held in trust and managed by a trustee bank. Plan assets are not available to the creditors of the Company, nor can they be paid directly to the Company. The fair value of plan assets (FVPA) is based on market price information. When no market price is available, the FVPA is estimated by discounting expected future cash flows using a discount rate that reflects both the risk associated with the plan assets and the maturity or expected disposal date of those assets (or, if they have no maturity, the expected period until the settlement of the related obligations). If the FVPA is higher than the present value of the defined benefit obligation (DBO), the measurement of the resulting defined benefit asset is limited to the present value of economic





benefits available in the form of refunds from the plan or reductions in future contributions to the plan.

The defined benefit asset or liability is the aggregate of the present value of the DBO and FVPA on which the liabilities are to be settled directly. The present value of the DBO is determined by discounting the estimated future cash outflows using interest rate on government bonds that have terms to maturity approximating the terms of the related retirement liability.

Actuarial valuations are made with sufficient regularity that the amounts recognized in the financial statements do not differ materially from the amounts that would be determined at the reporting date.

#### Borrowing Costs

Borrowing costs are capitalized if they are directly attributable to the acquisition, construction or production of a qualifying asset. Qualifying assets are assets that necessarily take a substantial period of time to get ready for its intended use or sale. Capitalization of borrowing costs commences when the activities necessary to prepare the asset are in progress and expenditures and borrowing costs are being incurred. Borrowing costs are capitalized until the assets are available for their intended use. If the resulting carrying amount of the asset exceeds its recoverable amount, an impairment loss is recognized. Borrowing costs include interest charges and other costs incurred in connection with the borrowing of funds, as well as exchange differences arising from foreign currency borrowings used to finance these projects to the extent that they are regarded as an adjustment to interest cost.

Interest expense are expensed as incurred.

#### Income Taxes

Income tax is recognized in the statement of comprehensive income, except to the extent that it relates to items recognized directly in equity or recognized in OCI.

*Current Tax.* Current income tax assets and liabilities for the current and prior years are measured at the amount expected to be recovered from or paid to the taxation authorities. The tax rates and tax laws used to compute the amount are those that are enacted or substantively enacted at the reporting period.

*Deferred Tax.* Deferred tax is provided on all temporary differences at the reporting date between the tax bases of assets and liabilities and their carrying amounts for financial reporting purposes.

Deferred tax liabilities are recognized for all taxable temporary differences except: (1) when the deferred tax liability arises from the initial recognition of goodwill or of an asset or liability in a transaction that is not a business combination and, at the time of the transaction, affects neither the accounting profit nor taxable profit or loss; and (2) in respect of taxable temporary differences associated with investments in subsidiaries, associates and interests in joint ventures, where the timing of the reversal of the temporary differences can be controlled and it is probable that the temporary differences will not reverse in the foreseeable future.

Deferred tax assets are recognized for all deductible temporary differences, the carryforward benefits of unused tax credits from excess minimum corporate income tax (MCIT) over regular corporate income tax (RCIT) and unused net operating loss carry-over (NOLCO) to the extent that it is probable that taxable income will be available against which the deductible temporary differences and the carryforward benefit of unused tax credits and unused tax losses can be utilized except: (1) when the deferred income tax asset relating to the deductible temporary difference arises from the initial recognition of an asset or liability in a transaction that is not a business combination and, at the time of the transaction, affects neither the accounting profit nor taxable profit or loss; and (2) in respect of



deductible temporary differences associated with investments in subsidiaries, associates and interests in joint ventures, deferred tax assets are recognized only to the extent that it is probable that the temporary differences will reverse in the foreseeable future and taxable income will be available against which the temporary differences can be utilized.

The carrying amount of deferred tax assets is reviewed at each reporting date and reduced to the extent that it is no longer probable that sufficient future taxable income will be available to allow all or part of the deferred income tax assets to be utilized. Unrecognized deferred tax assets are reassessed at each reporting period and are recognized to the extent that it has become probable that future taxable income will allow the deferred tax asset to be recovered.

Deferred tax assets and liabilities are measured at the tax rate that are expected to apply to the period when the asset is realized or the liability is settled, based on tax rate (and tax laws) in effect at the reporting date.

Deferred tax assets and liabilities are offset if a legally enforceable right exists to set off current tax assets against current tax liabilities and the deferred taxes relate to the same taxable entity and the same taxation authority.

#### Foreign Currency Transactions

The Company determines its own functional currency and items included in the financial statements are measured using that functional currency. Transactions in foreign currencies are initially recorded in the functional currency exchange rate ruling at the transaction date.

Monetary assets and liabilities denominated in foreign currencies are retranslated at the functional currency rate of exchange ruling at the reporting date. All differences are taken to the statement of comprehensive income. Nonmonetary items that are measured in terms of historical cost in a foreign currency are translated using the exchange rates as at the dates of the initial transactions.

Nonmonetary items measured at fair value in a foreign currency are translated using the exchange rates at the date when the fair value was determined. The gain or loss arising on translation of nonmonetary items measured at fair value is treated in line with the recognition of the gain or loss on the change in fair value of the item.

#### Related Party Transactions

Related party relationship exists when one party has the ability to control, directly, or indirectly through one or more intermediaries, or exercise significant influence over the other party in making financial and operating decisions. Such relationships also exist between and/or among entities which are under common control with the reporting entity, or between, and/or among the reporting entity and its key management personnel, directors or its stockholders. In considering each possible related party relationship, attention is directed to the substance of the relationship, and not merely to the legal form.

#### Provisions and Contingencies

Provisions for legal claims are recognized when (1) the Company has a present legal or constructive obligation as a result of past events, (2) it is probable that an outflow of resources embodying economic benefits will be required to settle the obligation; and (3) a reliable estimate can be made of the amount of the obligation. Restructuring provisions comprise lease termination penalties and employee termination payments. Provisions are not recognized for future operating losses.



Provisions are measured at the present value of the expenditures expected to be required to settle the obligation using a pre-tax rate that reflects current market assessments of the time value of money and the risks specific to the obligation. The increase in the provision due to passage of time is recognized as interest expense.

Provisions are reviewed at the end of each reporting year and adjusted to reflect the current best estimate.

Contingent liabilities are not recognized in the financial statements. These are disclosed in the notes to financial statements unless the possibility of an outflow of resources embodying economic benefits is remote. A contingent asset is not recognized in the financial statements but disclosed in the notes to financial statements when an inflow of economic benefits is probable.

#### Earnings Per Share

The Company presents basic and diluted earnings per share rate for its shares.

Basic earnings per share (EPS) is calculated by dividing net income for the year attributable to equity holders of the Company by the weighted average number of shares outstanding during the year, excluding common shares purchased by the Company and held as treasury shares, if any, and after giving retroactive effect to any stock dividend declarations.

Diluted EPS is computed in the same manner, adjusted for the effect of the shares issuable to qualified officers and employees under the Company's stock incentive plan which are assumed to be exercised at the date of grant. Where the effect of the vesting of stock under the stock incentive plan is anti-dilutive, basic and diluted earnings per share are stated at the same amount.

#### Events After the Reporting Period

Post year-end events that provide additional information about the Company's financial position at the end of reporting year (adjusting events) are reflected in the financial statements. Post year-end events that are non-adjusting events are disclosed in the notes to financial statements when material.

---

### **3. Significant Judgment, Accounting Estimates and Assumptions**

The preparation of the Company's parent company financial statements requires management to make judgment, estimates and assumptions that affect the reported amounts of revenues, expenses, assets and liabilities and disclosure of contingent liabilities, at the end of the reporting period. However, uncertainty about these assumptions and estimates could result in outcome that could require a material adjustment to the carrying amount of the asset or liability affected in the future.

#### Judgments

In the process of applying the Company's accounting policies, management has made the following judgments, apart from those involving estimations, which have the most significant effect on the amounts recognized in the financial statements:

*Assessment of Legal Contingencies.* The estimate of the probable costs for the resolution of possible claims have been developed in consultation with external counsel handling the Company's defense in these matters and is based upon an analysis of potential results.

There are ongoing litigations filed against the Company that management believes would not have a material adverse impact on the Company's financial condition and results of operations.



Disclosure of additional details beyond the present disclosures may seriously prejudice the Company's position. Thus, as allowed by PAS 37, *Provisions, Contingent Liabilities and Contingent Assets*, only general descriptions were provided.

*Classification of Properties.* The Company classifies its property as owner-occupied based on its current intentions where the property will be used. When the property is held for capital appreciation or when management is still undecided as to its future use, land is classified as investment property. Property used in operations are classified as owner-occupied property and included as part of property, plant and equipment.

#### Estimates and Assumptions

The key assumptions concerning the future and other key sources of estimation uncertainty at the reporting date, that have a significant risk of causing a material adjustment to the carrying amounts of assets and liabilities within the next financial year, are described below. The Company based its assumptions and estimates on parameters available when the financial statements were prepared. Existing circumstances and assumptions about future developments, however, may change due to market changes or circumstances arising that are beyond the control of the Company. Such changes are reflected in the assumptions when they occur.

*Estimation of ECL of Receivable from Insurance.* As discussed in Note 8, the Company has an outstanding claim for typhoon damages from an insurance company. The Company is currently involved in legal proceedings to pursue the collection of the remaining balance of receivable from insurance. The determination of whether the insurance claims receivable is realizable requires management's estimate of the amount and timing of the future cash inflows from this receivable and the related EIR used to discount the cashflows.

Management and its legal counsel believe that the ongoing litigation on the remaining claims will not result in any significant adverse impact on the Company's financial condition and results of operations.

Receivable from insurance amounted to ₱70.2 million as at December 31, 2021 and 2020. Allowance for ECL related to receivable from insurance amounted to ₱71.5 million as at December 31, 2021 and 2020 (see Note 8).

*Estimation of Fair Value of Biological Assets.* The fair values of the Company's livestock are based on the most reliable estimate of market prices at the point of harvest.

The following table provides a description of the various biological asset types, shows the valuation techniques used in measuring Level 3 fair values, as well as the significant unobservable inputs used.

Description	Valuation technique	Significant unobservable inputs	Interrelationship between key unobservable inputs and fair value measurement
Day-old chicks - These are hatched from eggs with hatching period of 21 days.	Income approach. The valuation model considers the net cash flows expected to be generated from the sale of day-old chicks. The cash flow projections include specific estimates for the hatching period. The	Inclusive of: <ul style="list-style-type: none"> <li>Estimated future sale price of day-old chicks</li> <li>Estimated hatchability and mortality rate</li> <li>Estimated volume of production</li> </ul>	The estimated fair value would increase (decrease) if: <ul style="list-style-type: none"> <li>the estimated sale price was higher (lower);</li> <li>the estimated cash inflows based on</li> </ul>



Description	Valuation technique	Significant unobservable inputs	Interrelationship between key unobservable inputs and fair value measurement
	valuation model also considers the hatchability rate. Due to the short hatching period, discounting is generally ignored.	<ul style="list-style-type: none"> <li>Estimated costs to be incurred in the hatching process</li> </ul>	<p>forecasted sales were higher (lower);</p> <ul style="list-style-type: none"> <li>the estimated; hatchability rate was higher (lower);</li> <li>the estimated volume of production was higher (lower) or</li> <li>the estimated costs to be incurred in the hatching process were lower (higher).</li> </ul>
Growing broilers - These are grown from chicks for a period of 30 days	Income approach. The valuation model considers the net cash flows expected to be generated from the sale of fully-grown broilers as dressed chickens. The cash flow projections include specific estimates for the volume of harvest considering the mortality rates. Due to the short growing period of chicks into broilers, discounting is generally ignored.	<p>Inclusive of:</p> <ul style="list-style-type: none"> <li>Estimated future sale price of dressed chicken (growing broilers) or breeder chicken (parent stock)</li> <li>Estimated mortality rate</li> <li>Estimated volume of production</li> <li>Estimated costs to be incurred in the growing process</li> </ul>	<p>The estimated fair value would increase (decrease) if:</p> <ul style="list-style-type: none"> <li>the estimated sale price was higher (lower);</li> <li>the estimated cash inflows based on forecasted sales were higher (lower);</li> <li>the estimated mortality rate was lower (higher);</li> <li>the estimated volume of production was higher (lower);or</li> <li>the estimated costs to be incurred in the growing process were lower (higher).</li> </ul>
Parent stock	Income approach. The valuation model considers the net cash flows expected to be generated from the day-old chicks that will be born. The cash flow projections include specific estimates for the volume of harvest considering the mortality rates. Due to the short growing period of chicks into parent stock,	<p>Inclusive of:</p> <ul style="list-style-type: none"> <li>Estimated future sale price of breeder chicken (parent stock)</li> <li>Estimated mortality rate</li> <li>Estimated volume of raised breeder chicken (parent stock)</li> <li>Estimated costs to be incurred in the growing process</li> </ul>	<p>The estimated fair value would increase (decrease) if:</p> <ul style="list-style-type: none"> <li>the estimated sale price was higher (lower);</li> <li>the estimated cash inflows based on forecasted purchased were higher (lower);</li> <li>the estimated mortality rate was lower (higher);</li> </ul>



Description	Valuation technique	Significant unobservable inputs	Interrelationship between key unobservable inputs and fair value measurement
	discounting is generally ignored.		<ul style="list-style-type: none"> <li>the estimated volume of raised breeder chicken was higher (lower);or</li> <li>the estimated costs to be incurred in the growing process were lower (higher).</li> </ul>

The changes in fair value of biological assets are recognized under sales amounting to ₱55.1 million and ₱199.5 million in 2021 and 2020, respectively (see Note 16), and under cost of sales amounting to ₱78.0 million and ₱184.4 million 2021 and 2020, respectively (see Note 6).

*Revaluation of Property, Plant and Equipment (excluding Transportation Equipment and CIP) and Investment Properties.* The Company carries its investment properties at fair value, with changes in fair value being recognized in the statements of comprehensive income. In addition, the Company measures property, plant and equipment (excluding transportation equipment and CIP) at revalued amounts, with changes in fair value being recognized in OCI.

In determining the appraised values of the property, plant and equipment and investment properties, the Company hired independent firms of appraisers as at December 31, 2021 and 2020. In order to arrive at a reasonable valuation, the appraisers personally inspected the properties, requested information from reputable sources and considered the following: (a) utility and market value of the land; (b) cost of reproduction of the replaceable property; (c) current prices for similar-use property in the second-hand market; (d) age, condition, past maintenance, and present and prospective serviceability in comparison with new assets of similar kind; (e) accumulated depreciation; (f) lease rates and, (g) recent trends and development in the industry concerned.

The fair values of the land classified as part of investment properties and under property, plant and equipment were derived using the sales comparison approach. Under this approach, the value of the land is based on the sales and listings of comparable properties registered within the vicinity. This approach requires the establishment of comparable properties by reducing reasonable comparative sales and listings to a common denominator. This is done by adjusting the differences between the subject property to those actual sales and listings regarded as comparable. The properties used as bases of comparison are situated within the immediate vicinity of the subject property. The comparison was premised on factors such as location, size and shape of the land, and time element which are the most significant unobservable inputs on the valuation. Although this input is subjective, management considers that the overall valuation would not be materially affected by reasonable and possible alternative assumptions.

The fair values of property, plant and equipment (except for land) and investment properties (except for land and the Bulacan and Davao dressing plants) were arrived at using the cost reproduction approach as there is a lack of comparable market data because of the nature of the properties. Under this approach, the most significant inputs are estimates of the current cost of reproduction of the replaceable property in accordance with the current market prices for materials, labor, manufactured equipment, contractor's overhead and profit and fees, but without prior provision for overtime or bonuses for labor and premiums for materials. Adjustments are then made to reflect depreciation



resulting from physical deterioration and obsolescence to arrive at a reasonable valuation which is an unobservable input.

The fair values of the Company's dressing plants in Bulacan and Davao which is classified as investment properties were arrived at using the income approach. Under this approach, the value of an asset is determined by reference to the value of income, cash flow, or cost savings generated by the asset. Assumptions are made including base rental, rental growth, statutory and operating expenses, and sale price and disposal of the property at the end of the investment period. Although this input is subjective, management considers that the overall valuation would not be materially affected by reasonable and possible alternative assumptions.

In 2020 and 2018, the Company's property, plant and equipment (except transportation equipment and CIP) were reappraised by an independent firm of appraisers resulting to an additional revaluation gain of ₱22.0 million and ₱90.7 million before tax effect, respectively. The carrying value of property, plant and equipment at revalued amount amounted to ₱872.0 million and ₱906.7 million as at December 31, 2021 and 2020, respectively. No revaluation was made in 2021 and 2019 (see Note 10).

In 2021 and 2020, the Company's investment properties were reappraised by independent firms of appraisers resulting to an additional fair value gain of ₱1.3 million and ₱4.1 million, respectively (see Note 11). The carrying value of investment properties amounted to ₱973.4 million and ₱931.4 million as at December 31, 2021 and 2020 respectively (see Note 11).

*Estimating ECL on Trade and Other Receivables.* The Company uses a provision matrix to calculate ECLs for trade receivables. The provision rates are based on days past due.

The provision matrix is initially based on the Company's historical observed default rates. The Company will calibrate the matrix to adjust the historical credit loss experience with forward-looking information. To search the most relevant macroeconomic variable with a strong linear relationship on the past due behavior of the portfolio, regression analysis was applied to the following: inflation, unemployment, movement of Philippine peso against the US dollar, percentage change in gross domestic product and consumer price index. Among these factors, the forward-looking information on percentage change in gross domestic product was determined to have a strong and symmetrical relationship with the past due behavior of the Company's trade receivable portfolio. For instance, if forecast economic conditions (i.e., gross domestic product) are expected to deteriorate over the next year which can lead to an increased number of defaults, the historical default rates are adjusted. At every reporting date, the historical observed default rates are updated and changes in the forward-looking estimates are analyzed.

The assessment of the correlation between historical observed default rates, forecast economic conditions and ECL is a significant estimate. The amount of ECL is sensitive to changes in circumstances and of forecast economic conditions. The Company's historical credit loss experience and forecast of economic conditions may also not be representative of customer's actual default in the future. The information about the ECL on the Company's receivables is disclosed in Notes 5 and 30.

The Company did not provide any extension or reduction in payment, except for very few customers, as a result of the COVID-19 pandemic. Management has considered the impact of the COVID-19 pandemic on its ECL calculation and assessed the impact to be not significant.

The Company recognized provision for ECL on trade and other receivables amounting to ₱10.2 million and ₱10.7 million in 2021 and 2020, respectively (see Note 20). Trade and other receivables amounting to ₱104.6 million was written-off in 2021 (nil in 2020) (see Note 5).



The carrying value of trade and other receivables amounted to ₱902.4 million and ₱815.3 million as at December 31, 2021 and 2020, respectively. Allowance for ECL on trade and other receivables as at December 31, 2021 and 2020 amounted to ₱213.3 million and ₱307.8 million, respectively (see Note 5).

*Estimating Retirement Benefits.* The cost of the defined benefit pension plan and the present value of the DBO are determined using actuarial valuations. An actuarial valuation involves making various assumptions that may differ from actual developments in the future. These include the determination of the discount rate, future salary increases and mortality rates. Due to the complexities involved in the valuation and its long-term nature, the DBO is highly sensitive to changes in these assumptions. All assumptions are reviewed at each reporting date.

The parameter most subject to change is the discount rate. In determining the appropriate discount rate, management considers the interest rates of government bonds. The mortality rate is based on publicly available mortality tables for the Philippines. Those mortality tables tend to change only at intervals in response to demographic changes. Future salary increases and pension increases consider historical rate increases as well as expected future inflation rates.

Further details about pension obligations are provided in Note 21.

The Company's net retirement liability amounted to ₱166.5 million and ₱132.2 million as at December 31, 2021 and 2020, respectively (see Note 21).

*Realizability of Deferred Tax Assets.* The Company's assessment on the recognition of deferred tax assets on deductible temporary differences is based on the forecasted taxable income of the following reporting period. This forecast is based on the Company's past results and future expectations on revenues and expenses as well as future tax planning strategies.

No deferred tax assets were recognized on certain deductible temporary differences and carryforward benefits of MCIT as at December 31, 2021 and 2020, respectively (see Note 23). Management has assessed that it may not be probable that future taxable profit will be available in the near future against which these deferred tax assets can be utilized.

Deferred tax assets recognized by the Company amounted to ₱101.4 million and ₱137.8 million as at December 31, 2021 and 2020, respectively (see Note 22).

---

#### 4. Cash

This account consists of:

	2021	2020
Cash on hand	<b>₱2,487,637</b>	₱2,379,620
Cash in banks	<b>227,208,767</b>	174,601,434
	<b>₱229,696,404</b>	₱176,981,054

Cash in banks earn interest at prevailing bank deposit interest rate of 0.1% to 1.3% in 2021 and 2020. Interest income on cash in banks amounted to ₱0.1 million and ₱0.2 million in 2021 and 2020.





## 5. Trade and Other Receivables

	December 31, 2021	December 31, 2020 (Note 24)	January 1, 2020 (Note 24)
Trade:			
Third parties	<b>₱565,005,765</b>	₱708,128,960	₱905,118,359
Related parties (Note 23)	<b>262,799,719</b>	195,651,548	228,610,377
Nontrade	<b>241,271,819</b>	151,535,626	142,403,739
Advances to officers and employees (Note 23)	<b>12,474,296</b>	12,000,448	12,276,664
Receivable from government	<b>4,059,611</b>	4,046,563	3,538,405
Others	<b>30,400,636</b>	51,245,763	28,003,726
	<b>1,116,011,846</b>	1,122,608,908	1,319,951,270
Allowance for ECL	<b>(213,307,666)</b>	(307,772,074)	(297,098,917)
	<b>₱902,704,180</b>	₱814,836,834	₱1,022,852,353

The restatement in trade and other receivables is discussed in Note 24.

Trade receivables are usually due within 30 to 90 days and are noninterest-bearing (see Note 23).

Advances to officers and employees are unsecured, noninterest-bearing and subject to salary deduction or liquidation for a specified period of time of about one year (see Note 23).

Nontrade receivables comprise mainly of receivables arising from incidental income of the Company such as tolling, rentals, hatching, hauling and laboratory analysis charges. These are settled within 30 to 90 days and are noninterest-bearing.

Other receivables comprise mainly of unsecured and noninterest-bearing short term deposits and claims from Philippine Social Security System.

Trade and other receivables collected after due date earned an interest income amounting to ₱1.2 million and nil in 2021 and 2020, respectively.

Movements in the allowance for ECL account as at December 31 are shown below:

	Trade	Others	Total
Balance as at January 1, 2021, as previously reported	<b>₱161,126,222</b>	<b>₱123,014,839</b>	<b>₱284,141,061</b>
Prior period adjustments (Note 24)	<b>97,718</b>	<b>23,533,295</b>	<b>23,631,013</b>
Balance as at January 1, 2021, as restated	<b>161,223,940</b>	<b>146,548,134</b>	<b>307,772,074</b>
Provision (Note 20)	<b>10,157,719</b>	—	<b>10,157,719</b>
Accounts written-off	—	<b>(104,622,127)</b>	<b>(104,622,127)</b>
Balance as at December 31, 2021	<b>₱171,381,659</b>	<b>₱41,926,007</b>	<b>₱213,307,666</b>



	Trade	Others	Total
Balance as at January 1, 2020, as previously reported	₱150,777,196	₱122,690,708	₱273,467,904
Prior period adjustments (Note 24)	97,718	23,533,295	23,631,013
Balance as at January 1, 2020, as restated	150,874,914	146,224,003	297,098,917
Provision (Note 20)	10,349,026	324,131	10,673,157
Balance as at December 31, 2020	₱161,223,940	₱146,548,134	₱307,772,074

## 6. Inventories and Livestock

	2021	2020
Inventories:		
At net realizable value - Finished goods	<b>₱184,305,798</b>	₱109,898,787
At cost:		
Raw materials and feeds supplements	<b>315,027,658</b>	240,102,927
Supplies and animal health products	<b>64,126,465</b>	73,190,787
Hatching eggs	<b>36,849,974</b>	31,212,283
Finished goods	<b>22,708,402</b>	6,191,253
	<b>623,018,297</b>	460,596,037
Livestock:		
Day-old chicks and growing broilers	<b>38,086,778</b>	42,332,467
Parent stock	<b>14,380,992</b>	—
	<b>52,467,770</b>	42,332,467
	<b>₱675,486,067</b>	₱502,928,504

### Inventories

Inventories are valued at lower of cost and NRV as at December 31, 2021 and 2020. The cost of finished goods carried at NRV amounted to ₱185.2 million and ₱110.8 million as at December 31, 2021 and 2020, respectively. Inventories charged to cost of goods sold amounted to ₱7,645.0 million and ₱5,982.6 million in 2021 and 2020, respectively (see Note 17).

### Livestock

The Company's biological assets pertain to its livestock consisting of day-old chicks, broilers and parent stock.

Day-old chicks and broilers	2021	2020
Opening balance	<b>₱42,332,469</b>	₱51,300,581
Increase due to production	<b>4,014,182,626</b>	2,888,296,655
Fair value adjustment due to production	<b>48,631,208</b>	199,489,329
Decrease due to sales, harvest and mortality	<b>(3,989,265,663)</b>	(2,912,357,524)
Fair value adjustment due to sales, harvest and mortality	<b>(77,793,862)</b>	(184,396,574)
	<b>₱38,086,778</b>	₱42,332,467



Parent stock	2021	2020
Opening balance	₱—	₱—
Increase due to purchase	7,892,559	—
Fair value adjustment due to growth	6,488,433	—
	<b>₱14,380,992</b>	<b>₱—</b>

Movements in the allowance for inventory obsolescence account as at December 31 are shown below:

	2021	2020
Balance at beginning of year	<b>₱896,315</b>	₱4,039
Provision (Note 20)	—	892,276
	<b>₱896,315</b>	<b>₱896,315</b>

## 7. Other Current Assets

This account consists of:

	2021	2020
Advances to suppliers	<b>₱176,344,061</b>	₱140,877,487
CWT	<b>88,608,614</b>	77,860,449
Prepayments	<b>26,382,867</b>	22,018,102
Input VAT	<b>3,488,442</b>	3,091,532
	<b>294,823,984</b>	243,847,570
Allowance for impairment losses	<b>(3,091,532)</b>	(3,091,532)
	<b>₱291,732,452</b>	<b>₱240,756,038</b>

Advances to suppliers pertain to advance payments on purchases of goods and services to be purchased in the Company's normal course of business. These goods and services are expected to be delivered within a year.

CWT represents the amount withheld by the Company's customers in relation to its sale of goods and services. These are recognized upon collection of the related billings and are utilized as tax credits against income tax due as allowed by the Philippine taxation laws and regulations.

Prepayments mainly pertain to insurance and bond premiums, among others, which are amortized within a year. The allowance for impairment losses pertain to input VAT which is no longer recoverable by the Company.

## 8. Receivable from Insurance

The Company has an outstanding claim for typhoon damages from Charter Ping An Insurance Corporation. Pursuant to the Insurance Code, the Company is entitled to interest on its claim at a rate twice the ceiling prescribed by the Monetary Board beginning March 12, 2010, 90 days from the date the Company has filed the claim. On August 17, 2016, the Company received ₱58.9 million as partial settlement. The Company continues to legally pursue the remaining outstanding balance of ₱141.6 million as at December 31, 2021. The court proceedings for the remaining claims were remanded to the Regional Trial Court of Malolos City in accordance with the resolution issued by the Court of Appeals on February 13, 2018. Management and its legal counsel believe that the ongoing



litigation on the remaining claims will not result in any significant adverse impact on the Company's financial condition and results of operations.

The composition of receivable from insurance are as follows:

	<b>December 31, 2021</b>	December 31, 2020 (Note 24)	January 1, 2020 (Note 24)
Cost	<b>₱141,664,583</b>	₱141,664,583	₱141,664,583
Allowance for ECL	<b>71,460,773</b>	71,460,773	71,460,773
	<b>₱70,203,810</b>	₱70,203,810	₱70,203,810

No provisions for and write off of allowance for receivable from insurance were recognized in the statement of comprehensive income for the years ended December 31, 2021 and 2020. As at January 1, 2020, the Company recognized additional provision for ECL on receivable from insurance as discussed in Note 24.

## 9. Investments in a Subsidiary

The components of the carrying values of investments in subsidiaries as at December 31, 2021 and 2020 that are accounted for under the cost method are as follows:

	<b>2021</b>		<b>2020</b>	
	<b>% Interest Held</b>	<b>Amount</b>	<b>% Interest Held</b>	<b>Amount</b>
Gromax	100%	<b>₱49,973,544</b>	100%	₱49,973,544
PFCI	—	—	—	—
		<b>49,973,544</b>		49,973,544
Allowance for impairment loss		<b>(49,973,544)</b>		(49,973,544)
		<b>₱—</b>		₱—

The Company's management has assessed that the investments in Gromax may not be recovered as the subsidiary has already discontinued its business operations. Accordingly, the investments were provided with full valuation allowance.

On July 26, 2017, the BOD and stockholders of PFCI approved the shortening of the corporate life of PFCI until March 31, 2019. PFCI, which has ceased operations since 2005, was placed under the liquidation process. Accordingly, PFCI ceased to be a subsidiary of the Company and the Company deconsolidated PFCI.



## 10. Property, Plant and Equipment

### At Revalued Amount

The composition and movements of this account are presented below:

2021						
	Land	Machinery and Equipment	Buildings	Leasehold and Land Improvements	Office Furniture, Fixtures and Equipment	Total
<b>Cost</b>						
Balance at beginning of year	₱439,712,887	₱569,729,900	₱167,127,587	₱29,939,642	₱82,558,444	₱1,289,068,460
Additions	—	19,891,913	5,554,310	2,228,341	10,159,526	37,834,090
Disposals	—	(3,253,425)	—	—	(35,000)	(3,288,425)
Reclassification	—	(2,186,450)	760,892	4,405,713	(60,675)	2,919,480
Transfer to investment properties	(5,543,000)	—	—	—	—	(5,543,000)
Adjustments	—	(961,950)	—	(47,698)	—	(1,009,648)
<b>Balance at end of year</b>	<b>434,169,887</b>	<b>583,219,988</b>	<b>173,442,789</b>	<b>36,525,997</b>	<b>92,622,295</b>	<b>1,319,980,956</b>
<b>Accumulated Depreciation and Amortization</b>						
Balance at beginning of year	—	246,977,446	65,170,245	12,605,328	57,596,527	382,349,546
Depreciation and amortization (Notes 18 and 19)	—	55,155,948	7,081,549	3,280,276	14,809,549	80,327,322
Reclassification	—	(10,969,434)	(874,508)	(189,288)	(60,675)	(12,093,905)
Disposals	—	(2,607,438)	—	—	(6,806)	(2,614,244)
<b>Balance at end of year</b>	<b>—</b>	<b>288,556,522</b>	<b>71,377,286</b>	<b>15,696,316</b>	<b>72,338,595</b>	<b>447,968,719</b>
<b>Net carrying amount</b>	<b>₱434,169,887</b>	<b>₱294,663,466</b>	<b>₱102,065,503</b>	<b>₱20,829,681</b>	<b>₱20,283,700</b>	<b>₱872,012,237</b>
2020						
	Land	Machinery and Equipment	Buildings	Leasehold and Land Improvements	Office Furniture, Fixtures and Equipment	Total
<b>Cost</b>						
Balance at beginning of year	₱386,767,894	₱521,415,893	₱210,211,827	₱32,189,597	₱64,486,178	₱1,215,071,389
Additions	—	37,415,918	1,907,000	1,330,272	15,900,266	56,553,456
Revaluation gain	52,944,993	14,819,545	(46,872,240)	(2,913,336)	4,052,250	22,031,212
Reclassification and adjustments	—	(3,921,456)	1,881,000	(666,891)	(1,799,350)	(4,506,697)
Disposals	—	—	—	—	(80,900)	(80,900)
<b>Balance at end of year</b>	<b>439,712,887</b>	<b>569,729,900</b>	<b>167,127,587</b>	<b>29,939,642</b>	<b>82,558,444</b>	<b>1,289,068,460</b>
<b>Accumulated Depreciation and Amortization</b>						
Balance at beginning of year	—	207,564,305	54,865,526	13,521,636	47,832,102	323,783,569
Depreciation and amortization (Notes 18 and 19)	—	46,944,675	10,054,254	3,238,253	11,964,485	72,201,667
Reclassification and adjustments	—	(7,531,534)	250,465	(4,154,561)	(2,139,385)	(13,575,015)
Disposals	—	—	—	—	(60,675)	(60,675)
<b>Balance at end of year</b>	<b>—</b>	<b>246,977,446</b>	<b>65,170,245</b>	<b>12,605,328</b>	<b>57,596,527</b>	<b>382,349,546</b>
<b>Net carrying amount</b>	<b>₱439,712,887</b>	<b>₱322,752,454</b>	<b>₱101,957,342</b>	<b>₱17,334,314</b>	<b>₱24,961,917</b>	<b>₱906,718,914</b>

If all the property, plant and equipment were measured at cost model, the carrying amounts will be as follows:

2021						
	Land	Machinery and Equipment	Buildings	Leasehold and Land Improvements	Office Furniture, Fixtures and Equipment	Total
Cost	₱14,159,490	₱497,902,014	₱190,421,988	₱35,282,493	₱83,211,132	₱820,977,117
Accumulated depreciation and impairment	–	(266,429,519)	(62,608,559)	(12,641,339)	(65,220,773)	(406,900,190)
Net carrying amount	₱14,159,490	₱231,472,495	₱127,813,429	₱22,641,154	₱17,990,359	₱414,076,927

2020						
	Land	Machinery and Equipment	Buildings	Leasehold and Land Improvements	Office Furniture, Fixtures and Equipment	Total
Cost as at year end	₱19,702,490	₱484,411,926	₱184,106,786	₱28,696,138	₱73,147,281	₱790,064,621
Accumulated depreciation and impairment	–	(230,714,608)	(54,063,595)	(9,452,634)	(52,946,926)	(347,177,763)
Net carrying amount	₱19,702,490	₱253,697,318	₱130,043,191	₱19,243,504	₱20,200,355	₱442,886,858

The Company's property, plant and equipment (except transportation equipment and construction in-progress) was appraised in 2020 and 2018.

#### Fair Value Measurement

The Company's property, plant and equipment (except for transportation equipment and construction in-progress) were appraised by an independent firm of appraisers. The latest appraisal report is at December 31, 2020. The fair value measurement for property, plant and equipment has been categorized as level 3 (significant unobservable inputs).

The description of valuation techniques used and key inputs to valuation on property, plant and equipment follows:

#### *Market approach*

Sales comparison approach involves the comparison of the land to those that are more or less located within the vicinity of the appraised property and are subject of recent sales and offerings. Adjustments were made to arrive at the market value by considering the location, size, shape, utility, desirability and time element.

			Range	
	Valuation Technique	Significant Unobservable Inputs	2021	2020
Land	Sales Comparison Approach	Price per square meter	₱1,493-₱1,857	₱1,493-₱1,857
		Value adjustments	35%-48%	35%-48%

Significant increases (decreases) in estimated price per square meter in isolation would result in a significantly higher (lower) fair value on a linear basis.

#### *Replacement cost less accumulated depreciation*

Replacement cost approach is a method under the cost approach that indicates the value by calculating the current replacement cost of an asset less deductions for physical deterioration and all relevant forms of obsolescence. Depreciation is estimated as evidence by the observed condition and present and prospective serviceability in comparison with new units of like kind.



	Valuation Technique	Significant Unobservable Inputs	Remaining economic life
Machinery and Equipment	Cost Reproduction Approach	Replacement cost less accrued depreciation	3 - 5 years remaining economic life
Buildings	Cost Reproduction Approach	Replacement cost less accrued depreciation	7 - 25 years remaining economic life
Land Improvements	Cost Reproduction Approach	Replacement cost less accrued depreciation	2 - 4 years remaining economic life
Office Furniture, Fixtures and Equipment	Cost Reproduction Approach	Replacement cost less accrued depreciation	2 - 4 years remaining economic life
Leasehold Improvements	Cost Reproduction Approach	Replacement cost less accrued depreciation	2 - 4 years remaining economic life

This approach is applied by estimating the amount that currently would be required to construct a substitute asset of comparable utility.

Significant increases (decreases) in the replacement cost in isolation would result in a significantly higher (lower) fair value on a linear basis.

#### At Cost

The composition and movements of this account are presented below:

2021			
	Transportation Equipment	CIP	Total
<b>Cost</b>			
Balance at beginning of year	₱51,158,960	₱17,510,838	₱68,669,798
Additions	—	36,202,504	36,202,504
Reclassification	—	(15,013,385)	(15,013,385)
Disposals	(2,998,000)	—	(2,998,000)
Balance at end of year	₱48,160,960	₱38,699,957	₱86,860,917
<b>Accumulated Depreciation, and Amortization</b>			
Balance at beginning of year	38,955,653	—	38,955,653
Depreciation and amortization (Notes 18 and 19)	4,922,099	—	4,922,099
Disposals	(2,998,000)	—	(2,998,000)
Balance at end of year	40,879,752	—	40,879,752
<b>Net carrying amount</b>	<b>₱7,281,208</b>	<b>₱38,699,957</b>	<b>₱45,981,165</b>
2020			
	Transportation Equipment	CIP	Total
<b>Cost</b>			
Balance at beginning of year	₱57,894,027	₱14,787,329	₱72,681,356
Additions	1,054,340	12,796,052	13,850,392
Reclassification	(2,234,513)	(10,072,543)	(12,307,056)
Disposals	(5,554,894)	—	(5,554,894)
Balance at end of year	₱51,158,960	₱17,510,838	₱68,669,798

(Forward)



	2020		
	Transportation Equipment	CIP	Total
Accumulated Depreciation and Amortization			
Balance at beginning of year	₱39,095,330	₱—	₱39,095,330
Depreciation and amortization (Notes 18 and 19)	7,692,669	—	7,692,669
Reclassification	(2,277,452)	—	(2,277,452)
Disposals	(5,554,894)	—	(5,554,894)
Balance at end of year	38,955,653	—	38,955,653
Net carrying amount	₱12,203,307	₱17,510,838	₱29,714,145

In 2021 and 2020, the Company sold property, plant and equipment for a cash consideration of ₱1.0 and nil, resulting to a loss on disposal amounting to ₱1.0 million and ₱2.3 million, respectively.

Construction in-progress represents cost incurred in the construction of the Company's offices, cabling installation, piping, bagging system installation, and other developments. Costs primarily include raw materials procurement, general construction works and installation costs.

As at December 31, 2021 and 2020, there are no significant contractual commitments entered into by the Company.

Depreciation and amortization expense follow:

	2021	2020
Property, plant and equipment:		
At revalued amount	₱80,327,323	₱72,201,667
At cost	4,922,099	7,692,669
Right-of-use asset (Note 12)	17,079,097	79,038,348
Computer software (Note 12)	3,678,102	3,678,102
	₱106,006,621	₱162,610,786

## 11. Investment Properties

Investment properties comprise of the Company's hatchery buildings, and dressing and rendering plants that are held to earn rentals and parcels of land which are either for lease or foreclosed by the Company to settle customers' liabilities. These foreclosed parcels of land are being held for capital appreciation only.

Movements in this account are summarized below:

	December 31, 2021		
	Land	Building	Total
Balance at beginning of year	₱554,272,573	₱377,103,407	₱931,375,980
Gain (loss) on fair value changes	7,830,673	(6,562,540)	1,268,133
Additions	—	43,610,106	43,610,106
Transfer from property, plant and equipment	5,543,000	—	5,543,000
(Forward)			





December 31, 2021			
	Land	Building	Total
Disposals	(P1,870,779)	P—	(P1,870,779)
Write-offs	(6,493,688)	—	(6,493,688)
Balance at end of year	P559,281,779	P414,150,973	P973,432,752

2020			
	Land	Building	Total
Balance at beginning of year	P545,128,167	P257,138,422	P802,266,589
Gain on fair value changes	3,992,855	60,377	4,053,232
Additions	5,398,766	119,904,608	125,303,374
Disposals	(247,215)	—	(247,215)
Balance at end of year	P554,272,573	P377,103,407	P931,375,980

The composition of investment properties as at December 31 are as follows:

	2021	2020
Cost	P597,716,371	P556,927,732
Cumulative gain on fair value changes	375,716,381	374,448,248
	P973,432,752	P931,375,980

Rental income earned from the dressing plant in Bulacan amounted to P11.1 million and P11.9 million for the years ended December 31, 2021 and 2020, respectively (see Note 19). Direct costs related to properties that generate rental income amounted to P0.9 million and P0.6 million in 2021 and 2020, respectively.

#### Fair Value Measurement

Investment properties are revalued periodically at fair values as determined by an independent firm of appraisers. The latest appraisal reports are at December 31, 2021. The Company recognized fair value gain of P1.3 million and P4.1 million in 2021 and 2020, respectively. The fair value measurement for investment properties has been categorized as Level 3 (significant unobservable inputs).

Description of valuation techniques used and key inputs to valuation on investment properties follows:

#### *Market approach*

Sales comparison approach involves the comparison of the land to those that are more or less located within the vicinity of the appraised property and are subject of recent sales and offerings. Adjustments were made to arrive at the market value by considering the location, size, shape, utility, desirability and time element.

Valuation Technique		Significant Unobservable Inputs	Range	
			2021	2020
Land	Sales Comparison Approach	Price per square meter	P200-12,000	P200-P12,000
		Value adjustments	5%-21%	5%-21%

#### *Replacement cost less accumulated depreciation*

Replacement cost approach is a method under the cost approach that indicates the value by calculating the current replacement cost of an asset less deductions for physical deterioration and all relevant forms of obsolescence. Depreciation is estimated as evidence by the observed condition and present and prospective serviceability in comparison with new units of like kind.



	Valuation Technique	Significant Unobservable Inputs	Remaining economic life
Improvements	Cost Reproduction Approach	Replacement cost less accrued depreciation	7 - 33 years remaining economic life

### *Income approach*

Income approach is a form of analysis allows an investor or owner to make an assessment of the long-term return that is likely to be derived from a property with a combination of rental and capital growth over an assumed investment horizon.

	Valuation Technique	Significant Unobservable Inputs
Bulacan and Davao dressing plants	Income Approach	Price per square meter, value adjustments, discount rate, lease rates, escalation rate, and vacancy and bad debt allowance

The significant unobservable inputs to fair valuation are as follows:

*Price per square meter:* estimated value prevailing in the real estate market depending on the location, area, shape and time element.

*Value adjustments:* adjustments are made to bring the comparative values in approximation to the investment property taking into account the location, size, architectural features and etc.

*Discount rate:* This was arrived at by summing up the risk-free rate and management /liquidity rate. Management/liquidity rate refers to the estimated premium to compensate for the burden of management and the ease with which an investment can be sold.

*Lease rates:* estimated rental rates prevailing in the real estate market depending on the location of the properties.

*Escalation rate:* adjustments are made to account for the increase in rental rates in the subsequent periods.

*Vacancy and bad debt allowance:* adjustments made to consider that the properties may experience vacancies (even in a strong rental market) due to the time lag between successive tenants (e.g., remodeling, maintenance). Collection losses can result from a tenant's inability or refusal to pay rent.

Significant increases (decreases) in estimated price per square meter, value adjustments, discount rates, lease rates, escalation rate, and vacancy and bad debt allowance in isolation would result in a significantly higher (lower) fair value on a linear basis. Significant increases (decreases) in discount rates and vacancy and bad debt allowance in isolation would result in a significantly lower (higher) fair value on a linear basis.



## 12. Right-of-Use and Other Noncurrent Assets

### Right-of-use Assets

Movements in right-of-use assets are as follows:

December 31, 2021			
	Building	Transportation Equipment	Total
<b>Cost</b>			
Balance at beginning of year	₱12,065,912	₱71,138,213	₱83,204,125
Additions	—	23,194,616	23,194,616
Reclassification	—	254,756	254,756
<b>Balance at end of year</b>	<b>12,065,912</b>	<b>94,587,585</b>	<b>106,653,497</b>
<b>Accumulated Amortization</b>			
Balance at beginning of year	5,550,319	45,102,446	50,652,765
Depreciation	2,895,819	14,183,278	17,079,097
<b>Balance at end of year</b>	<b>8,446,138</b>	<b>59,285,724</b>	<b>67,731,862</b>
<b>Net carrying value</b>	<b>₱3,619,774</b>	<b>₱35,301,861</b>	<b>₱38,921,635</b>

December 31, 2020				
	Building	Transportation Equipment	Machineries	Total
<b>Cost</b>				
Balance at beginning of year	₱21,455,220	₱73,847,259	₱174,905,773	₱270,208,252
Pre-termination of lease contract (see Note 26)	(9,389,308)	—	(174,905,773)	(184,295,081)
Disposals	—	(2,709,046)	—	(2,709,046)
<b>Balance at end of year</b>	<b>12,065,912</b>	<b>71,138,213</b>	<b>—</b>	<b>83,204,125</b>
<b>Accumulated Amortization</b>				
Balance at beginning of year	6,426,192	32,390,718	43,726,443	82,543,353
Depreciation	7,226,572	14,379,852	57,431,924	79,038,348
Pre-termination of lease contract (see Note 26)	(8,102,445)	—	(101,158,367)	(109,260,812)
Disposals	—	(1,668,123)	—	(1,668,123)
<b>Balance at end of year</b>	<b>5,550,319</b>	<b>45,102,447</b>	<b>—</b>	<b>50,652,766</b>
<b>Net carrying value</b>	<b>₱6,515,593</b>	<b>₱26,035,766</b>	<b>₱—</b>	<b>₱32,551,359</b>

### Other Noncurrent Assets

	2021	2020
Project development costs	₱31,368,395	₱31,368,396
Security deposits	15,459,460	9,729,018
Computer software	19,661,027	6,349,023
	66,488,882	47,446,437
Allowance for impairment losses	(31,368,395)	(31,368,396)
	₱35,120,487	₱16,078,041

Project development costs represent expenses incurred on the Company's aqua feeds and aqua culture projects. Based on management's evaluation, these costs may no longer be recoverable. Accordingly, the project development cost amounting to ₱31.4 million was provided with full valuation allowance as at December 31, 2021 and 2020.



Security deposits represent rental and other deposits paid by the Company and will be returned at the end of the lease term (see Note 26).

Movements in computer software are as follows:

	2021	2020
<b>Cost</b>		
Balance at beginning of year	<b>₱26,354,542</b>	₱23,867,955
Additions	<b>16,990,106</b>	2,486,587
Balance at end of year	<b>43,344,648</b>	26,354,542
<b>Accumulated Depreciation and Amortization</b>		
Balance at beginning of year	<b>20,005,519</b>	16,327,417
Depreciation and amortization	<b>3,678,102</b>	3,678,102
Balance at end of year	<b>23,683,621</b>	20,005,519
<b>Net Book Value</b>	<b>₱19,661,027</b>	₱6,349,023

Computer software is amortized over the economic life of three years with an average remaining useful life of two to three years.

### 13. Trade and Other Payables

	2021	2020
Trade payables		
Third parties	<b>₱1,170,645,926</b>	₱1,202,401,796
Related parties (Note 23)	<b>89,707,830</b>	41,918,534
Accrued expenses		
Selling and administrative	<b>218,454,340</b>	79,318,075
Outside services	<b>31,336,924</b>	77,195,148
Others	<b>66,319,172</b>	40,985,958
Nontrade payables	<b>88,002,512</b>	145,102,863
Customers' deposits	<b>12,035,187</b>	27,670,921
Statutory liabilities	<b>15,945,595</b>	19,887,934
	<b>₱1,692,447,486</b>	₱1,634,481,229

Trade payables primarily consist of liabilities arising from purchases of raw materials in the normal course of business. These are noninterest-bearing and are generally on a 90-day credit term.

Accrued expenses mainly pertain to salaries and wages, freight and handling, outside services, rebates, taxes and licenses, commission, plant and office supplies. Accrued expenses are normally settled within one year.

Nontrade payables are liabilities arising from purchases of goods, other than raw materials, and various services giving rise to expenses such as trucking fees, utilities, security services and inspection fees, among others. These are settled within one year.

Customers' deposits are amounts received from animal and aqua feeds' customers. These serve as collateral for any unpaid balances.

Other payables consist of social security premiums payable and other statutory liabilities. These are normally settled within a month.



#### 14. Loans Payable

This account consists of the following:

	2021	2020
Short-term loans	<b>₱381,932,829</b>	₱132,023,529
Long-term loans	<b>123,118,899</b>	147,940,328
	<b>₱505,051,728</b>	₱279,963,857

	2021	2020
Short-term loans	<b>₱381,932,829</b>	₱132,023,529
Current portion of long-term loans	<b>24,821,429</b>	24,821,429
Current portion	<b>406,754,258</b>	156,844,958
Noncurrent portion of long-term loans	<b>98,297,470</b>	123,118,899
	<b>₱505,051,728</b>	₱279,963,857

Total availment of loans payable amounted to ₱540.7 million and ₱457.5 million in 2021 and 2020, respectively. Total payments of loans payable amounted to ₱315.6 million and ₱709.9 million in 2021 and 2020, respectively.

Interest expense on loans payable amounted to ₱20.7 million and ₱23.4 million in 2021 and 2020, respectively.

The Company's short-term and long-term loans are not subject to any debt covenants.

##### Short-Term Loans

In 2021 and 2020, the Company obtained unsecured Peso-denominated short-term loans from local banks to finance working capital requirements. The Company's short-term loans bear interest at rates ranging from 6.00% to 6.50%.

In 2020, the Company also obtained short-term loan amounting to ₱87.4 million from one of its stockholders bearing an interest rate of 3% per annum (see Note 23). The carrying value of this short-term loan as at December 31, 2020 is ₱76.6 million. This short-term loan was fully paid in 2021.

##### Long-Term Loans

Long-term loans of the Company have remaining terms of five years. The Company's long-term loans bear interest at repriced interest rates ranging from 6.13% to 6.25%.

##### a. ₱86.9 million promissory note

On October 31, 2018, the Company entered into an aggregate of ₱86.9 million, eight-year loan with China Bank Savings, Inc. ("CBS") payable in 28 quarterly installments with an interest rate of 7.875% per annum, repriced annually. Debt issue cost related to the promissory note pertaining to documentary stamp tax of ₱0.7 million was capitalized as part of the carrying amount of the loan amortized over the loan term using the effective interest method.

##### b. ₱86.9 million promissory note

On December 6, 2018, the Company entered into an aggregate of ₱86.9 million, eight-year loan with CBS payable in 28 quarterly installments with an interest rate of 8.125% per annum, repriced annually. Debt issue cost related to the promissory note pertaining to documentary



stamp tax of ₱0.7 million was capitalized as part of the carrying amount of the loan amortized over the loan term using the effective interest method.

## 15. Cash Bond Deposits

Cash bond deposits amounting to ₱48.1 million and ₱40.1 million as at December 31, 2021 and 2020, respectively, substantially consist of surety bond deposits obtained from contract growers, contract breeders, customers and salesmen. These will be refunded upon termination of the contract.

The carrying amounts of the cash bond deposits are at nominal values because the timing of the refund or settlement of the deposits could not be reasonably estimated.

## 16. Revenue

This account consists of:

	2021	2020
Sales:		
Feeds	₱4,821,057,084	₱4,218,925,663
Foods	4,236,179,697	3,133,270,647
Farms	742,624,261	462,852,599
Sales discount, returns and allowances	(150,699,234)	(132,617,951)
	9,649,161,808	7,682,430,958
Changes in fair values of biological assets	55,119,641	199,489,329
	₱9,704,281,449	₱7,881,920,287

The changes in fair values of biological assets are recognized under:

	2021	2020
Day-old chicks and broilers	₱48,631,208	₱199,489,329
Parent stock	6,488,433	—
	₱55,119,641	₱199,489,329

## 17. Cost of Goods Sold

	2021	2020
Inventories used (Note 6)	₱7,645,035,746	₱5,982,643,379
Outside services	712,164,921	785,219,089
Contractual services	258,517,601	92,865,024
Depreciation (Notes 10 and 11)	72,016,730	128,319,828
Salaries and employee benefits (Note 18)	38,472,730	63,574,816
Communication, light and water	31,797,494	45,151,999
Repairs and maintenance	8,216,556	25,618,917
Others	3,731,648	2,331,110
	₱8,769,953,426	₱7,125,724,162



## 18. Operating Expenses

Operating expenses are classified in the parent company statements of comprehensive income as follows:

	2021	2020
Selling and distribution expenses	<b>₱452,654,119</b>	₱275,792,670
Administrative expenses	<b>248,272,613</b>	260,967,587
	<b>₱700,926,732</b>	₱536,760,257

The details of operating expenses by nature are shown below:

	2021	2020
Salaries and employee benefits (see Note 21)	<b>₱209,487,866</b>	₱146,160,261
Transportation, travel and freight and handling	<b>207,879,032</b>	193,871,823
Depreciation and amortization (see Notes 10 and 11)	<b>33,989,891</b>	34,290,958
Publications and subscriptions	<b>38,877,116</b>	921,458
Advertising and promotions	<b>30,852,722</b>	17,087,198
Professional fees	<b>29,894,725</b>	22,931,396
Representation and entertainment	<b>24,959,164</b>	5,243,696
Commissions	<b>21,476,608</b>	9,748,116
Contractual services	<b>20,517,627</b>	20,539,027
Taxes and licenses	<b>17,764,542</b>	14,632,394
Rentals	<b>8,526,711</b>	21,106,429
Communications, light and water	<b>8,374,622</b>	8,774,538
Supplies	<b>7,437,118</b>	4,629,887
Insurance	<b>4,383,834</b>	4,364,799
Repairs and maintenance	<b>4,121,943</b>	8,272,443
Others	<b>32,383,211</b>	24,185,834
	<b>₱700,926,732</b>	₱536,760,257

Other expenses include, among others, association dues, contributions, training and seminar costs and inspections fees.

### Employee Benefits

Costs and expenses recognized as employee benefits are presented below:

	2021	2020
Salaries and wages	<b>₱218,104,366</b>	₱182,391,552
Retirement benefits (Note 21)	<b>16,993,091</b>	14,327,563
Other short-term benefits	<b>12,863,139</b>	13,015,962
	<b>₱247,960,596</b>	₱209,735,077

Salaries and employee benefits are allocated as follows:

	2021	2020
Cost of goods sold (Note 17)	<b>₱38,472,730</b>	₱63,574,816
Operating expenses:		
Administrative expenses	<b>166,331,166</b>	105,090,755
Selling and distribution expenses	<b>43,156,700</b>	41,069,506
	<b>209,487,866</b>	146,160,261
	<b>₱247,960,596</b>	₱209,735,077



### Depreciation and Amortization

Depreciation and amortization are allocated as follows (see Notes 10 and 11):

	2021	2020
Cost of goods sold (Note 17)	<b>₱72,016,730</b>	₱128,319,828
Operating expenses:		
Administrative expenses	<b>16,680,045</b>	16,996,891
Selling and distribution expenses	<b>17,309,846</b>	17,294,067
	<b>33,989,891</b>	34,290,958
	<b>₱106,006,621</b>	₱162,610,786

Depreciation and amortization expense follow:

	2021	2020
Property, plant and equipment:		
At revalued amount	<b>₱80,327,323</b>	₱72,201,667
At cost	<b>4,922,099</b>	7,692,669
Right-of-use asset (see Note 12)	<b>17,079,097</b>	79,038,348
Computer software (see Note 12)	<b>3,678,102</b>	3,678,102
	<b>₱106,006,621</b>	₱162,610,786

### **19. Other Operating Income**

	2021	2020
Sale of scrap materials	<b>₱17,467,801</b>	₱19,449,045
Tolling services	–	12,626,140
Rentals (Note 23)	<b>11,096,406</b>	11,895,676
	<b>₱28,564,207</b>	₱43,970,861

### **20. Other Income (Charges)**

	2021	2020
Deficiency tax settlement	<b>(₱10,000,000)</b>	(₱15,073,202)
Impairment losses on:		
Receivables (see Note 5)	<b>(10,157,719)</b>	(10,673,157)
Inventory (see Note 6)	–	(892,276)
Foreign exchange gain (loss)	<b>(5,714,952)</b>	2,455,497
Gain on pre-termination of lease contracts	–	3,424,542
Loss on disposal of property, plant and equipment, and investment property	<b>(1,060,988)</b>	(2,269,651)
Loss on chicken mortalities	<b>(7,024,740)</b>	–
Others - net	<b>(8,943,089)</b>	(355,848)
	<b>(₱42,901,488)</b>	(₱75,802,976)

Deficiency tax settlement pertains to the Company's payments to Bureau of Internal Revenue to settle tax assessments.





## 21. Net Retirement Liability

The Company maintains a partially funded, noncontributory post-employment defined benefit plan covering all of its regular full-time employees. The defined benefit plan is being administered by a trustee bank which is responsible for the administration of the plan assets and for the definition of the investment strategy. The Company's retirement benefits are based on years of service and one and one-fourth month's salary for every year of continuous service.

The plan is exposed to interest rate risks and changes in the life expectancy of qualified employees. The plan is not exposed to significant concentrations of risk on the plan assets.

Actuarial valuations are made periodically to update the retirement liability and the amount of contributions. The latest actuarial valuation of the plan is as at December 31, 2021.

Breakdown of retirement expense recognized in the statements of comprehensive income is as follows:

	2021	2020
Current service costs	<b>₱11,956,045</b>	₱9,321,592
Interest expense	<b>5,187,339</b>	5,215,260
Interest income	<b>(150,293)</b>	(209,289)
	<b>₱16,993,091</b>	₱14,327,563

The amounts of net retirement liability recognized in the statements of financial position are determined as follows:

	2021	2020
Present value of the DBO	<b>₱170,439,444</b>	₱136,150,631
FVPA	<b>(3,978,184)</b>	(3,944,702)
	<b>₱166,461,260</b>	₱132,205,929

Movements in the present value of the DBO are as follows:

	2021	2020
Balance at beginning of year	<b>₱136,150,631</b>	₱95,342,964
Remeasurement loss recognized in OCI	<b>23,014,388</b>	28,310,195
Current service costs	<b>11,956,045</b>	9,321,592
Interest expense	<b>5,187,339</b>	5,215,260
Benefits paid	<b>(5,868,959)</b>	(2,039,380)
Balance at end of year	<b>₱170,439,444</b>	₱136,150,631

Movements in the FVPA are presented below:

	2021	2020
Balance at beginning of year	<b>₱3,944,702</b>	₱3,826,125
Interest income	<b>150,293</b>	209,289
Remeasurement loss	<b>(116,811)</b>	(90,712)
	<b>₱3,978,184</b>	₱3,944,702



Remeasurement loss on retirement liability, net of tax presented in the statements of comprehensive income for the years ended December 31 were are follows:

	2021	2020
Remeasurement loss (gain)	<b>₱23,131,199</b>	₱28,400,907
Deferred income tax effect		
Current year	<b>(5,782,800)</b>	(8,520,272)
Impact of CREATE	<b>409,587</b>	—
	<b>(5,373,213)</b>	(8,520,272)
Remeasurement loss (gain)	<b>₱17,757,986</b>	₱19,880,635

Actual returns on plan assets amounted to ₱33,482 and ₱118,577 in 2021 and 2020, respectively. The categories of plan assets of the Company are as follows:

	2021	2020
Cash and cash equivalents	<b>₱1,992,275</b>	₱1,631,262
Equity instruments	<b>502,047</b>	501,924
Debt instruments	<b>1,487,840</b>	1,801,697
Others	<b>(3,978)</b>	9,819
	<b>₱3,978,184</b>	₱3,944,702

There are no expected future contributions in the plan in 2022.

The schedule below presents a projection of benefit payments expected to be paid out of the retirement fund.

	2021	2020
Less than one year	<b>₱18,757,732</b>	₱8,067,134
Between one and five years	<b>46,202,735</b>	41,849,209
Over five years	<b>103,855,449</b>	74,331,793
	<b>₱168,815,916</b>	₱124,248,136

For the determination of retirement liability, the following actuarial assumptions were used:

	2021	2020
Discount rate	<b>5.07%</b>	3.81%
Expected rate of salary increase	<b>5.00%</b>	5.00%
Average remaining working life of an employee retiring at the age of 60:		
Male	<b>39</b>	39
Female	<b>34</b>	34

The weighted average duration of the present value of defined benefit obligation is 9.1 and 9.8 years in 2021 and 2020, respectively.



A quantitative sensitivity analysis for changes in assumptions as at December 31, 2021 and 2020 are shown below (amounts in thousands):

		Impact on Defined Benefit Obligation	
	Change in Assumptions	2021	2020
Discount rate	+100 bps	(P14,073)	(P12,335)
	-100 bps	16,277	14,346
Salary rate	+100 bps	16,122	14,026
	-100 bps	(14,207)	(12,314)

## 22. Provision for (Benefit from) Income Tax

The components of provision for (benefit from) income tax as reported in the statements of comprehensive income are as follows:

	2021	2020	2019
RCIT (25% in 2021; 30% in 2020 and 2019)	P28,700,502	P—	P28,333,100
MCIT (1% in 2021; 2% in 2020 and 2019)	—	11,629,665	—
Impact of CREATE Act on current income tax	(2,907,407)	—	—
Deferred income tax expense (benefit)	5,371,040	4,509,242	(14,469,008)
	P31,164,135	P16,138,907	P13,864,092

The reconciliation of tax on pretax income computed at the applicable statutory rates to tax expense reported in the statements of comprehensive income is as follows:

	2021	2020	2019
Income tax expense at statutory tax rate	P30,151,438	P7,628,103	P42,954,040
Change in unrecognized deferred tax assets	(3,700,188)	6,146,121	(14,977,843)
Tax effects of:			
Nondeductible expenses	3,966,426	4,310,507	35,410,668
Depreciation on investment properties at cost	(5,145,889)	(1,885,133)	—
Adjustment on CREATE Act for 2020 recognized in 2021	5,928,920	—	—
Income already subjected to final tax	(36,572)	(60,691)	(65,596)
Nontaxable income	—	—	(49,966,013)
Reversal of deferred tax asset	—	—	508,836
	P31,164,135	P16,138,907	P13,864,092



The components of the recognized net deferred tax assets and liabilities as at December 31 are as follows:

	2021	2020
<i>Deferred tax assets:</i>		
Allowance for impairment loss on:		
Trade and other receivables	<b>₱47,419,163</b>	₱86,420,270
Project development costs	<b>7,842,099</b>	9,410,519
Property, plant and equipment	<b>4,494,042</b>	5,392,850
Inventory	<b>224,079</b>	268,895
Retirement liability	<b>40,617,264</b>	39,075,932
Excess of lease liability over right-of-use asset	<b>770,909</b>	(2,775,761)
	<b>101,367,556</b>	137,792,705
<i>Deferred tax liabilities:</i>		
Revaluation reserve on property, plant and equipment	<b>(114,483,826)</b>	(139,149,616)
Changes in fair value of investment properties	<b>(50,952,993)</b>	(71,838,070)
Changes in fair value of biological assets	<b>(111,288)</b>	(9,451,797)
Gain on pre-termination of contract	—	(1,027,362)
	<b>(165,548,107)</b>	(221,466,845)
Net deferred tax liabilities	<b>(₱64,180,551)</b>	(₱83,674,140)

Details of MCIT, which can be claimed as deduction from future RCIT due within three years from the year the MCIT was incurred, is shown below.

Year Incurred	Beginning Balance	Incurred	Applied	Ending Balance	Valid Until
2020	₱6,146,121	₱—	(3,700,188)	₱—	2023
2020 CREATE impact	(2,445,933)	—	—	—	2023
2018	3,346,948	—	(3,346,948)	—	2021
2016	11,630,895	—	(11,630,895)	—	2019
	<b>₱18,678,031</b>	<b>₱—</b>	<b>(₱18,678,031)</b>	<b>₱—</b>	

The amount of MCIT and other deductible temporary differences as at December 31 which the related deferred tax assets have not been recognized are shown below.

	2021		2020	
	Amount	Tax Effect	Amount	Tax Effect
Allowance for ECL on:				
Receivable from insurance	<b>₱71,460,773</b>	<b>₱17,865,193</b>	₱71,460,773	₱21,438,232
Trade and other receivables	<b>23,631,013</b>	<b>5,907,753</b>	19,704,509	5,911,353
Retirement liability	<b>3,992,203</b>	<b>998,051</b>	3,992,203	1,197,661
MCIT	—	—	6,146,121	6,146,121
	<b>₱99,083,989</b>	<b>₱24,770,997</b>	<b>₱101,303,606</b>	<b>₱34,693,367</b>



## 23. Related Parties

The Company engages, in the normal course of business, in various transactions with its related parties which include stockholders, entities under common control, key management and others, as described below. Unless otherwise indicated, settlement of related party transactions is made thru cash.

### Payable to a Stockholder

*Settlement of Restructured Debt.* Payable to a stockholder resulted mainly from the acquisition by Kormasinc of the Company's restructured debt from creditors. Of the restructured debt of ₱3.2 billion acquired by Kormasinc (including interest of ₱200.0 million), ₱2.4 billion was converted to equity in 2013.

On December 22, 2017, the SEC approved the debt to equity conversion of the remaining payable of ₱407.1 million to Kormasinc at ₱1.52 a share. Consequently, Kormasinc's ownership interest increased from 69.2% to 71.90% (see Notes 1 and 24).

### Due to and from related parties

*Trade Receivables.* The Company sells animal feeds, raw materials, feed supplements and dressed chicken to related parties, which are due within 90 days and are noninterest bearing (see Note 5).

*Advances to and from Related Parties.* The Company grants unsecured advances to its related parties for working capital requirements. These are payable on demand, hence, are classified under current assets in the statements of financial position.

*Trade Payable.* The Company buys raw materials, hogs, and breeder flocks from related parties. These are noninterest-bearing and are generally on a 90-day credit term (see Note 13).

*Operating leases - the Company as lessor.* The Company is a lessor to related party leases covering the lease of a dressing plant, ice plant and rendering plant in Bulacan (i.e., dressing and rendering), which has a remaining lease term of around 3 years.

Summarized below are the outstanding accounts arising from these transactions (see Notes 5, 13 and 26):

		2021		2020	
Related Parties	Nature of Transactions	Amount of Transactions	Outstanding Balances	Amount of Transactions	Outstanding Balances
<b>Trade and other receivables</b>					
Entities under common control	Sales	₱1,426,066,299		₱1,072,194,796	
	Collections	(1,358,918,127)	₱262,799,719	(1,105,153,625)	₱195,651,548
<b>Trade and other payables</b>					
Entities under common control	Purchases	₱1,744,904,273		1,429,424,720	
	Payments	(1,697,114,977)	89,707,830	(1,481,354,755)	41,918,534
<b>Operating lease</b>					
Entities under common control	Rental income	11,096,406		11,895,676	
	Collection	(5,835,411)	5,260,993	(11,895,676)	

The Company also availed of interest-bearing advances from a shareholder which are payable within a year. On September 28, 2020 to November 27, 2020, the Company was granted a series of advances (term: 90 day; interest rate: 3% per annum) amounting to ₱89.9 million from one of the Company's stockholders.



Related Party	Nature of Transactions	2021		2020	
		Amount of Transactions	Outstanding Balances	Amount of Transactions	Outstanding Balances
Stockholder	Advances for working capital	<b>₱—</b>		₱89,905,000	
	Interest	—	<b>₱—</b>	407,532	₱76,633,329

#### Advances to Officers

The Company grants unsecured, noninterest-bearing advances to its officers which are normally collected within one year through salary deduction (see Note 5). Certain officers also pay operating expenses on behalf of the Company which are payable upon demand (see Note 13). Shown below are the movements in the accounts.

		2021		2020	
	Nature of Transactions	Amount of Transactions	Outstanding Balances	Amount of Transactions	Outstanding Balances
Advances to officers	Net transactions	₱473,848	₱12,474,296	(₱137,572)	₱12,008,448

#### Compensation of Key Management Personnel

The compensation includes the following:

	2021	2020
Short-term employee benefits	<b>₱43,561,950</b>	₱41,524,264
Retirement benefits	<b>5,872,830</b>	2,984,183
Others	<b>2,784,789</b>	2,303,769
	<b>₱52,219,569</b>	₱46,812,216

## 24. Equity

#### Capital Stock

As of December 31, 2021, the Company has authorized capital stock of 3.5 billion shares at ₱0.38 par value equivalent to ₱1.3 billion. Details of authorized and issued and outstanding shares are as follows:

	2021	2020
Authorized	<b>3,500,000,000</b>	3,500,000,000
Issued and outstanding	<b>3,054,334,014</b>	3,054,334,014

The following summarizes the information on the Company's registration of securities under the Securities Regulation Code:

Date of SEC Approval	Authorized Shares	No. of Shares Issued
December 22, 2017	3,500,000,000	267,836,113
October 16, 2013	3,500,000,000	2,286,497,901
February 9, 1989	200,000,000	200,000,000
August 11, 1986	200,000,000	200,000,000
December 5, 1982	33,000,000	33,000,000
December 5, 1977	45,000,000	45,000,000
October 31, 1974	7,000,000	7,000,000
May 2, 1973	10,000,000	10,000,000
October 2, 1972	5,000,000	5,000,000



On December 22, 2017, the SEC approved the debt to equity conversion of the remaining payable of ₱407.1 million to Kormasinc at ₱1.52 a share. Consequently, Kormasinc's ownership interest increased from 69.2% to 71.90% (see Notes 1 and 23).

The following summarizes the information on the Company's issued and outstanding shares as at December 31, 2021 and 2020:

	2021		2020	
	Number of shares issued and outstanding	Percentage of shares	Number of shares issued and outstanding	Percentage of shares
Issued and outstanding	<b>3,054,334,014</b>	<b>100.00%</b>	3,054,334,014	100.00%
Listed shares:				
Owned by related parties	<b>2,186,198,604</b>	<b>71.58%</b>	2,178,892,604	71.34%
Owned by public	<b>787,146,032</b>	<b>25.77%</b>	799,289,412	26.17%
Owned by directors and officers	<b>80,989,378</b>	<b>2.65%</b>	76,151,998	2.49%
Total	<b>3,054,334,014</b>	<b>100.00%</b>	3,054,334,014	100.00%

Of the total shares owned by the public, 120 million and 121.7 million shares are foreign-owned as at December 31, 2021 and 2020.

The total number of shareholders of the Company is 4,126 and 4,131 as at December 31, 2021 and 2020.

#### Other Comprehensive Income

The components and movements of other comprehensive income not to be reclassified to profit or loss are presented below:

	Revaluation Reserve (Note 10)	Accumulated Actuarial Loss (Note 21)	Total
Balance as at January 1, 2021	<b>₱324,682,440</b>	<b>(₱5,734,207)</b>	<b>₱318,948,233</b>
Actuarial loss, net of tax	—	<b>(17,348,399)</b>	<b>(17,348,399)</b>
Impact of change in tax rate	<b>23,191,602</b>	<b>(409,586)</b>	<b>22,782,017</b>
Transfer to retained earnings of revaluation reserve realized through depreciation, net of tax	<b>(4,422,564)</b>	—	<b>(4,422,564)</b>
Balance as at December 31, 2021	<b>₱343,451,478</b>	<b>(₱23,492,192)</b>	<b>₱319,959,286</b>
Balance as at January 1, 2020	₱313,024,168	₱14,146,428	₱327,170,596
Revaluation increase on property, plant and equipment, net of deferred income tax	15,421,851	—	15,421,851
Transfer to retained earnings of revaluation reserve realized through depreciation, net of tax	(3,763,579)	—	(3,763,579)
Actuarial loss, net of tax	—	(19,880,635)	(19,880,635)
Balance as at December 31, 2020	₱324,682,440	(₱5,734,207)	₱318,948,233



As of December 31, 2021, there are no available amounts for dividend declaration based on the Company's balances.

#### Prior Period Adjustments

The Company has receivables that are carried at amortized cost. In 2021, the Company conducted a detailed review of these receivables and has discovered that certain receivables were already credit-impaired as at January 1, 2019 but no provision for ECL has been recognized and for certain receivables, the probability-weighted outcome was not considered in recognizing the ECL as at January 1, 2019.

The effects of the prior period adjustments on the Company's financial statements are as follows:

	December 31, 2020	January 1, 2020
<u>Statements of financial position</u>	(in millions)	
Decrease in:		
Trade and other receivables:		
Trade		
Third parties	₱35.1	₱35.1
Nontrade receivables	54.7	54.7
	89.8	89.8
Increase in:		
Allowance for impairment losses - trade and other receivables	23.6	23.6
	113.4	113.4
Increase in:		
Allowance for impairment losses - receivable from insurance	31.7	31.7
Decrease in:		
Total assets	145.1	145.1
Impact on equity - retained earnings	145.1	145.1
	December 31, 2020	January 1, 2020
<u>Statements of changes in equity</u>	(In millions)	
Decrease in:		
Retained earnings	₱145.1	₱145.1

Based on the detailed review performed by the Company in 2021, the following prior period adjustments have been made:

- Additional provision for ECL amounting to ₱23.6 million related to credit-impaired trade and other receivables and write off of trade and other receivables amounting to ₱89.8 million; and
- Additional provision for ECL on receivable from insurance amounting to ₱31.7 million.

The prior period adjustments have no impact on the Company's statements of comprehensive income, statements of cash flows and basic and diluted earnings per share in 2020.





---

## 25. Earnings Per Share

Basic and diluted earnings per share were computed as follows:

	2021	2020
Net income for the year	<b>₱94,758,038</b>	₱9,288,106
Divided by the weighted average number of outstanding shares	<b>3,054,334,014</b>	3,054,334,014
Earnings per share - basic and diluted	<b>₱0.031</b>	₱0.003

Diluted earnings per share is equal to the basic earnings per share because the Company does not have potential dilutive shares.

---

## 26. Significant Agreements

### Company as Lessor

The Company is a party under cancellable leases covering certain hatcheries and plants (i.e., dressing and rendering), which have remaining lease terms of between two to three years. All leases include a clause to enable upward revision of rental charges on an annual basis based on prevailing market conditions.

Total rent income from these operating leases amounted to ₱11.1 million and ₱11.9 million in 2021 and 2020, respectively, and are shown as part of “Other operating income” account in the statements of comprehensive income (see Note 19).

Future minimum rentals receivable under non-cancellable operating leases as at December 31 are as follows:

	2021	2020
Within one year	<b>₱6,298,929</b>	₱9,806,597
After one year but not more than five years	<b>1,127,321</b>	14,644,000
	<b>₱7,426,250</b>	₱24,450,597

### Company as Lessee - Short-term or lease of Low-value Assets

The Company leases its warehouses under operating lease agreements. The terms of the lease contracts are not exceeding one year and renewable upon mutual agreement by the parties. Security deposits amounted to ₱15.5 million and ₱9.7 million as at December 31, 2021 and 2020, respectively (see Note 12). Rent expense amounted to ₱8.5 million and ₱21.1 million in 2021 and 2020, respectively (see Note 18).

### Company as Lessee - Finance lease agreement

The Company entered into finance lease arrangements for the acquisition of Company vehicles. The arrangements bear annual interest rate ranging from 2% to 4% and are payable in 60 equal monthly installments.



As at December 31, the details of the finance lease liabilities follow:

	2021	2020
Current	<b>₱14,482,439</b>	₱15,557,762
Noncurrent	<b>23,316,602</b>	12,933,963
	<b>₱37,799,041</b>	₱28,491,725

#### Lease Liabilities

The following are the amounts recognized in the statements of comprehensive income:

	2021	2020
Depreciation expense of right-of-use assets	<b>₱17,079,097</b>	₱79,038,348
Interest expense on lease liabilities	<b>2,385,774</b>	11,098,247
Expenses relating to short-term leases (see Note 18)	<b>8,526,711</b>	21,106,429
Total amount recognized in the statement of comprehensive income	<b>₱27,991,582</b>	₱111,243,024

The rollforward analysis of lease liabilities follows:

	2021	2020
As at January 1	<b>₱35,637,457</b>	₱193,935,562
Additions	<b>23,208,300</b>	—
Interest expense	<b>2,385,774</b>	11,098,247
Payments	<b>(19,226,261)</b>	(90,937,541)
Pre-termination of lease contract	—	(78,458,811)
As at December 31	<b>₱42,005,270</b>	₱35,637,457

As at December 31, 2021 and 2020, the details of the lease liabilities follow:

	2021	2020
Current	<b>₱17,808,894</b>	₱18,497,266
Noncurrent	<b>24,196,376</b>	17,140,191
	<b>₱42,005,270</b>	₱35,637,457

Future minimum lease payments under these lease agreements as of December 31, 2021 and 2020 are as follows:

	2021	2020
Within one year	<b>₱17,808,894</b>	₱18,908,405
More than one year but not more than five years	<b>24,196,376</b>	17,342,279
	<b>₱42,005,270</b>	₱36,250,684

#### Tolling Agreements

The Company has entered into various toll arrangements, mainly for the manufacture of feeds, hatching of eggs and dressing of poultry livestock. The Company's payment is fixed per unit of output.

Total payments for this type of arrangements amounted to ₱712.2 million and ₱423.3 million in 2021 and 2020, respectively, and is recorded as part of "Cost of goods sold" account under "Outside services" in the statements of comprehensive income.



### Usufruct Agreement

In 2018, the Company entered into a usufruct agreement with Barbatos Ventures, Corporation (BVC) authorizing the latter to the right of usufruct over the Company's Davao dressing plant for a period of five (5) years beginning January 2018 in consideration for the capital investment by BVC for the additional dressing line and improvements amounting to approximately ₱68.0 million.

In 2019, the dressing plant ceased operations by virtue of a closure order by the local government unit of Davao City, and to avoid any conflict, both parties agreed to terminate the memorandum of agreement. Considering the abrupt termination, the Company agreed to pay BVC the amount of ₱11.6 million in 2020 for final and full settlement of all claims and obligations.

## 27. Note to Statements of Cash Flows

The changes in the Company's liabilities arising from financing activities are as follows:

	January 1, 2021	Proceeds/ Additions	Payments	Interest expense	December 31, 2021
Loans payable	₱279,963,857	₱540,681,912	(₱315,594,041)	–	₱505,051,728
Accrued interest payable	1,451,680	–	(23,051,290)	26,254,939	4,655,329
Lease liabilities	35,637,457	23,208,300	(16,840,487)	–	42,005,270
Total liabilities from financing activities	₱317,052,994	₱563,890,212	(₱355,485,818)	₱26,254,939	₱551,712,327

	January 1, 2020	Proceeds/ Additions	Payments	Interest expense	Pre-termination of lease contract	December 31, 2020
Loans payable	₱532,335,177	₱457,507,642	(₱709,878,962)	₱–	₱–	₱279,963,857
Accrued interest payable	2,325,176	–	(35,328,078)	34,454,582	–	1,451,680
Lease liabilities	193,935,562	–	(79,839,294)	–	(78,458,811)	35,637,457
Total liabilities from financing activities	₱728,595,915	₱457,507,642	(₱825,046,334)	₱34,454,582	(₱78,458,811)	₱317,052,994

The Company's additions to lease liabilities and right-of use assets amounted to ₱23.2 million and ₱198.3 million for the years ended December 31, 2021 and 2020, respectively.

## 28. Contingencies

There are outstanding warranty and legal claims against the Company. The Company and its legal counsel believe that the other pending claims will be settled favorably and will not result to a material loss or impairment, if any.



## 29. Fair Value Information

The carrying amounts and fair values of the categories of financial assets and liabilities presented in the statements of financial position are shown below:

	2021		2020	
	Carrying Values	Fair Values	Carrying Values	Fair Values
<b>Financial Assets at Amortized Cost</b>				
Cash in banks	₱227,208,767	₱227,208,767	₱174,601,434	₱174,601,434
Trade and other receivables*	890,229,884	890,229,884	802,836,386	802,836,386
Security deposits	15,459,460	15,459,460	9,729,018	9,729,018
Receivable from insurance	70,203,810	70,203,810	70,203,810	70,203,810
	<b>₱1,203,101,921</b>	<b>₱1,203,101,921</b>	<b>₱1,057,370,648</b>	<b>₱1,057,370,648</b>
<b>Financial Liabilities at Amortized Cost</b>				
Trade and other payables**	₱1,676,501,891	₱1,676,501,891	₱1,609,271,258	₱1,609,271,258
Loans payable	505,051,728	512,144,709	279,963,857	279,963,857
Cash bond deposits	48,052,089	48,052,089	40,097,279	40,097,279
	<b>₱2,229,605,708</b>	<b>₱2,236,698,689</b>	<b>₱1,929,332,394</b>	<b>₱1,929,332,394</b>

\*Excluding advances to officers and employees amounting to ₱12.5 million and ₱12.0 million as at December 31, 2021 and 2020, respectively

\*\*Excluding statutory liabilities amounting to ₱15.9 million and ₱19.8 million as at December 31, 2021 and 2020, respectively

The following methods and assumptions were used to estimate the fair value of each class of financial instruments for which it is practicable to estimate such value:

*Long-term Debt.* The estimated fair value is based on the discounted value of the future cash flows using the prevailing interest rate. As at December 31, 2021, the discount rates used ranged from 3.8% to 4.2% while as at December 31, 2020, the fair value of long-term debt approximates its carrying value as they carry interest rates of comparable instruments in the market.

*Cash Bond Deposits.* Cash bond deposits are presented at nominal values because the timing of the refund or settlement of the deposits could not be reasonably estimated.

The carrying values of the following financial assets and financial liabilities approximate their values as at December 31, 2021 and 2020.

*Cash in banks, trade and other receivables, security deposits, and trade and other payables.*

As at December 31, 2021 and 2020, the carrying amounts of these financial instruments approximate their fair values due to the short-term nature of these accounts.

As at December 31, 2021 and 2020, the Company's financial assets, liabilities, biological assets, property, plant and equipment and investment properties are categorized under Level 3 in the fair value hierarchy. There has been no transfer from Level 3 to other levels in 2021 and 2020.

## 30. Financial Risk Management Objectives and Policies

The Company is exposed to a variety of financial risks which result from its operating, financing and investing activities. The Company's overall risk management program focuses on the unpredictability of the markets and seeks to minimize potential adverse effects on the Company's performance.



The Company does not engage in the trading of financial assets for speculative purposes nor does it write options. The financial risks, which the Company is exposed to, are described below and in the succeeding pages.

#### Foreign Currency Risk

To a certain extent, the Company has an exposure to foreign currency risks as some of its raw materials purchases are sourced outside the Philippines and are therefore denominated in foreign currencies. However, the Company has not yet experienced significant losses due to the effect of foreign currency fluctuations because purchases denominated in foreign currency are kept at a minimum.

#### Interest Rate Risk

As at December 31, 2021 and 2020, the Company has no significant floating rate financial assets or liabilities. The Company's operating cash flows are substantially independent of changes in market interest rates.

The Company has no borrowings that carry variable interest rates, which released the Company from any cash flow interest rate risk.

#### Credit Risk

Credit risk arises because the counterparty may fail to perform its obligations. With respect to credit risk arising from the financial assets of the Company, the exposure to credit risk arises from default of the counterparty.

#### *Gross Maximum Exposure to Credit Risk*

Generally, the maximum credit risk exposure of the financial assets is the carrying amount of the financial assets as shown in the statements of financial position (or in the detailed analysis provided in the notes to the financial statements) as summarized below.

	2021	2020
Cash in banks	<b>₱227,208,767</b>	₱174,601,434
Trade and other receivables	<b>890,229,884</b>	802,836,386
Security deposits	<b>15,459,460</b>	9,729,018
Receivable from insurance	<b>70,203,810</b>	70,203,810
	<b>₱1,203,101,921</b>	₱1,057,370,648

The Company continuously monitors defaults of counterparties, identified either individually or by group, and incorporates this information into its credit risk controls. When available at a reasonable cost, external credit ratings and/or reports on counterparties are obtained and used. The Company's policy is to deal only with creditworthy counterparties.

The Company's trade and other receivables are not exposed to a concentration of credit risk as the Company deals with a number of customers. The trade and other receivables are actively monitored and assessed, and when necessary an adequate level of provision is maintained. In addition, to minimize credit risk, the Company requires collateral, generally land and real estate, from its customers.

The Company's management considers that trade and other receivables that are not impaired nor past due for each reporting periods are of good credit quality.



*Credit Quality per Class of Financial Asset.* The tables below show the credit quality by class of financial assets based on the Company's credit rating system as at December 31, 2021 and 2020:

	2021				
	General Approach			Simplified Approach	Total
	Stage 1	Stage 2	Stage 3		
Cash in banks	₱227,208,767	₱—	₱—	₱—	₱227,208,767
Trade and other receivables	264,663,067	—	23,631,013	827,707,766	1,116,001,846
Security deposits	15,459,460	—	—	—	15,459,460
Receivable from insurance	—	141,664,583	—	—	141,664,583
	₱507,331,294	₱141,664,583	₱23,631,013	₱827,707,766	₱1,500,334,656

	2020				
	General Approach			Simplified Approach	Total
	Stage 1	Stage 2	Stage 3		
Cash in banks	₱174,925,147	₱—	₱—	₱—	₱174,925,147
Trade and other receivables	195,295,105	—	23,631,013	904,175,811	1,123,101,929
Security deposits	9,729,018	—	—	—	9,729,018
Receivable from insurance	—	141,664,583	—	—	141,664,583
	₱379,949,270	₱141,664,583	₱23,631,013	₱904,175,811	₱1,449,420,677

An impairment analysis is performed at each reporting date using a provision matrix to measure expected credit losses. The provision rates are based on days past due. The calculation reflects the probability-weighted outcome, the time value of money and reasonable and supportable information that is available at the reporting date about past events, current conditions and forecasts of future economic conditions. Generally, receivables are written-off if past due for more than one year and are not subject to enforcement activity.

Set out below is the information about the credit risk exposure on the Company's trade receivables using a provision matrix:

2021									
Days Past Due								Accounts with full provision	Total
Current	<30 days	30-60 days	61-90 days	91-120 days	More than 120 days	Total			
Expected credit loss rate	0.00%	0.01%	0.04%	0.07%	0.10%	5.43%			
Estimated total gross carrying amount at default	₱489.7	₱99.6	₱18.2	₱13.3	₱14.6	₱23.1	₱658.5	₱169.7	₱828.2
Expected credit loss	₱0.0	₱0.0	₱0.0	₱0.2	₱0.2	₱1.3	₱1.7	₱169.7	₱171.4
2020									
Days Past Due								Accounts with full provision	Total
Current	<30 days	30-60 days	61-90 days	91-120 days	More than 120 days	Total			
Expected credit loss rate	0.00%	0.00%	0.00%	0.00%	0.00%	2.93%			
Estimated total gross carrying amount at default	₱620.4	₱114.0	₱12.2	₱6.6	₱2.3	₱7.4	₱762.9	₱160.6	₱904.3
Expected credit loss	₱0.01	₱0.01	₱0.00	₱0.00	₱0.00	₱0.4	₱0.4	₱160.6	₱161.0

### Cash Deposits

Credit risk from balances with banks and financial institutions is managed by the Company's treasury department in accordance with the Company's policy. Investments of surplus funds are made only with approved counterparties and within credit limits assigned to each counterparty. Counterparty credit limits are reviewed by the Company's BOD on an annual basis and may be updated throughout



the year. The limits are set to minimize the concentration of risks and therefore mitigate financial loss through a counterparty's potential failure to make payments.

#### Liquidity Risk

The Company manages its liquidity profile to be able to service debt as this falls due by maintaining sufficient cash from operations. The Company maintains cash to meet its liquidity requirements for up to 30-day periods.

As at December 31, 2021 the Company's financial liabilities have contractual maturities which are presented below:

	Current		Noncurrent	
	Within 6 Months	6 to 12 Months	1 to 5 Years	Later than 5 Years
Trade and other payables*	₱1,676,501,891	₱—	₱—	₱—
Loans payable	394,343,543	12,410,715	98,297,470	—
Lease liabilities	8,904,447	8,904,447	24,196,376	—
Cash bond deposits	—	—	48,052,089	—
Future interest on long term debt	3,774,947	3,425,303	13,221,623	—
	<b>₱2,083,524,828</b>	<b>₱24,740,465</b>	<b>₱183,767,558</b>	<b>₱—</b>

\*Excluding statutory liabilities amounting to ₱15.9 million as at December 31, 2021

As at December 31, 2020 the Company's financial liabilities have contractual maturities which are presented below:

	Current		Noncurrent	
	Within 6 Months	6 to 12 Months	1 to 5 Years	Later than 5 Years
Trade and other payables*	₱1,609,271,258	₱—	₱—	₱—
Loans payable	144,434,244	12,410,714	98,297,470	24,821,429
Lease liabilities	9,248,633	9,248,633	17,342,279	—
Cash bond deposits	—	—	40,097,279	—
Future interest on long term debt	5,799,413	5,357,690	25,575,391	—
	<b>₱1,768,753,548</b>	<b>₱27,017,037</b>	<b>₱181,312,419</b>	<b>₱24,821,429</b>

\*Excluding statutory liabilities amounting to ₱19.8 million as at December 31, 2020

#### Price Risk

The Company is exposed to commodity price risk as the raw materials of its main products are subject to price swings. The Company's management actively seeks means to minimize exposure to such risk.

### **31. Capital Management Objectives, Policies and Procedures**

The Company's capital management objectives are to ensure the Company's ability to continue as a going concern and significantly improve its operations.

On December 22, 2017, the SEC approved the Company's debt to equity conversion improving debt to equity ratio from 2.29 in 2016 to 1.26 in 2017. Moreover, the Company's stockholders approved a quasi-reorganization plan to eliminate Company deficit and generate retained earnings to provide returns to its stockholders and maximize shareholder value.



The Company's liabilities and equity are shown below:

	2021	2020 (Note 24)
Total liabilities	<b>₱2,518,198,384</b>	₱2,206,059,891
Total equity	<b>1,617,092,805</b>	1,516,901,150

### 32. New and Amended Standards and Interpretations

#### Adoption of Amendments to Standards and Interpretation

The accounting policies adopted are consistent with those of the previous financial year, except that the Company has adopted the following new accounting pronouncements starting January 1, 2021. The adoption of these amended standards did not have an impact on the Company's financial statements.

- Amendment to PFRS 16, *COVID-19-related Rent Concessions beyond 30 June 2021*
- Amendments to PFRS 9, PAS 39, PFRS 7, PFRS 4 and PFRS 16, *Interest Rate Benchmark Reform - Phase 2*

#### Standard and Amendments to Standards Issued but Not Yet Effective

Pronouncements issued but not yet effective are listed below. The Company does not expect that the future adoption of the said pronouncements will have a significant impact on its financial statements. The Company intends to adopt the following pronouncements when they become effective.

#### *Effective beginning on or after January 1, 2022*

- Amendments to PFRS 3, *Reference to the Conceptual Framework*
- Amendments to PAS 16, *Plant and Equipment: Proceeds before Intended Use*
- Amendments to PAS 37, *Onerous Contracts - Costs of Fulfilling a Contract*
- *Annual Improvements to PFRSs 2018-2020 Cycle*
  - Amendments to PFRS 1, *First-time Adoption of Philippine Financial Reporting Standards, Subsidiary as a First-time Adopter*
  - Amendments to PFRS 9, *Financial Instruments, Fees in the '10 Per Cent' Test for Derecognition of Financial Liabilities*
  - Amendments to PAS 41, *Agriculture, Taxation in Fair Value Measurements*

#### *Effective beginning on or after January 1, 2023*

- Amendments to PAS 12, *Deferred Tax related to Assets and Liabilities arising from a Single Transaction*
- Amendments to PAS 8, *Definition of Accounting Estimates*
- Amendments to PAS 1 and PFRS Practice Statement 2, *Disclosure of Accounting Policies*

#### *Effective beginning on or after January 1, 2024*

- Amendments to PAS 1, *Classification of Liabilities as Current or Noncurrent*

#### *Effective beginning on or after January 1, 2025*

- PFRS 17, *Insurance Contracts*

#### *Deferred effectivity*

- Amendments to PFRS 10, *Consolidated Financial Statements*, and PAS 28, *Sale or Contribution of Assets between an Investor and its Associate or Joint Venture*





### 33. Subsequent Event

In January 2022, the Company consolidated 100% ownership of BVC. On January 11, 2022, it entered into a subscription agreement with BVC to acquire 43,242 shares of the latter's capital stock. On January 31, 2022, it acquired the remaining 25 million shares of stock held by other stockholders. Corresponding shares of stock were duly issued on the said dates after payment of the corresponding documentary stamp taxes. The Company has assessed that it has control over BVC on the date of acquisition. As at April 12, 2022, the initial accounting for the business combination is still incomplete since the Company is still in the process of quantifying the added value, synergy and efficiency that will reflect the fair value of the assets acquired and liabilities assumed in the business combination.

### 34. Supplementary Information Required by the Bureau of Internal Revenue

On November 25, 2010, the BIR issued RR No. 15-2010 prescribing the manner of compliance in connection with the preparation and submission of financial statements accompanying tax returns. It includes provisions for additional disclosure requirements in the notes to the financial statements, particularly on taxes and licenses paid or accrued during the year.

The Company reported and/or paid the following types of taxes for the year:

#### VAT

The National Internal Revenue Code of 1997 provides for the imposition of VAT on sales of goods and services. Accordingly, the Company's sales are subject to output VAT while its purchases from other VAT registered individuals or corporations are subject to input VAT.

Details of the Company's net sales/receipts, output VAT and input VAT accounts follow:

#### a. Output VAT

	Gross Amount of Revenues	Output VAT
Exempt Sales	₱9,605,951,631	₱—
Sales subject to 12% VAT	71,774,382	8,612,926
Total	₱9,677,726,013	₱8,612,926
Applied Input VAT		(8,256,906)
VAT payments		(356,020)
		₱—

#### b. Input VAT

	Amount
Beginning balance	₱—
Add: Current year's domestic purchases / payments for:	
Goods other than capital goods	8,653,816
Domestic purchase of services	—
Claims for tax credit / refund and other adjustments	—
Applied against Output VAT	(8,256,906)
Balance at the end of the year	₱396,910



#### Other Taxes and Licenses

This includes all other taxes, local and national, including real estate taxes, licenses and permit fees:

Business permits	₱9,649,312
Real property tax	4,230,345
Fringe benefit tax	583,667
Documentary stamp tax	1,617,714
	<u>₱16,081,038</u>

The above local and national taxes (except fringe benefits tax) are classified under “Taxes and licenses” in “Operating expenses.” Fringe benefits tax is presented as part of “Salaries and employee benefits” under “Operating expenses” account in the statement of comprehensive income.

#### Withholding Taxes

The amount of withholding taxes paid/accrued for the year amounted to:

	Paid	Accrued
Expanded Withholding Tax	₱87,564,539	₱12,482,309
Withholding tax on compensation	19,429,697	944,800
	<u>₱106,994,236</u>	<u>₱13,427,109</u>

#### Tax Assessment

The Company received Letter of Authority No. AUDM20-116-2021-004671 dated September 22, 2021. No final assessment was made as of December 31, 2021.

#### Tax Cases

The Company has no pending tax case in courts or other regulatory bodies outside of the BIR as at and for the year ended December 31, 2021.




# **2021 SUSTAINABILITY REPORT**

# 2021 SUSTAINABILITY REPORT

## VITARICH CORPORATION

### Contextual Information

Company Details	
Name of Organization	Vitarich Corporation (PSE: VITA)
Location of Headquarters	Marilao-San Jose Road, Sta. Rosa I, Marilao, Bulacan
Location of Operations	<p>Principal Office: Marilao-San Jose Road, Sta. Rosa I, Bulacan</p> <p>Other offices:</p> <p>Zone 4, San Isidro, Magarao, Camarines Sur  Brgy. Mali-ao, Pavia, Iloilo  Luzuriaga Ext., Reclamation Area, Brgy. 13, Bacolod City  Jabbe Properties and Warehouse No. 10, Maciano Quizon St.,  Brgy. Alang Alang, Mandaue City, Cebu  Km. 14, Panacan, Davao City  Unit A, Warehouse 3, Neo Central Arcade, Cugman, Cagayan De Oro City  Block 14, Lot 1, Door 1, DARBCI Homes Subdivision, General Santos City</p> <p>Feed Mill Plants owned and operated by VITA:</p> <p>Brgy. Mali-ao, Pavia, Iloilo  Km. 14, Panacan, Davao City</p> <p>VITA has also operations with its Toll Mill Partner in 105 Barrio Bagbaguin, Sta. Maria, Bulacan</p>
Report Boundary: Legal entities (e.g. subsidiaries) included in this report*	Having no subsidiaries during the reporting period, the report covers only VITA and the feed mill plants it operates, except as otherwise stated in the report. Except as otherwise stated and/or reported, this report excludes the operations in VITA's dressing plants in Marilao, Bulacan and Tugbok, Davao City as they are being operated by third parties/business partners.
Business Model, including Primary Activities, Brands, Products, and Services	Please see Annex "A"

	
Reporting Period	January 1, 2021 to December 31, 2021
Highest Ranking Person responsible for this report	Atty. Mary Christine C. Dabu-Pepito (Assistant Corporate Secretary/Compliance Officer/Corporate Information Officer)

*\*If you are a holding company, you could have an option whether to report on the holding company only or include the subsidiaries. However, please consider the principle of materiality when defining your report boundary.*

## Materiality Process

### Explain how you applied the materiality principle (or the materiality process) in identifying your material topics.<sup>1</sup>

The data and information needed were collated from the different departments of VITA. Based on these existing data, the material topics for the report were analyzed using the Materiality Matrix. Per assessment, the following are the topics material to Vitarich:

- All topics under Economic Sustainability in the SEC-provided template.
- Resource Management except Reduction of Energy Consumption and Ecosystems and Biodiversity (the Corporation does not operate within or adjacent to protected areas and areas of high biodiversity value outside protected areas)
- Environmental Impact Management
- Environmental Compliance
- Employee Management
- Workplace Conditions, Labor Standards and Human Rights, except Supply Chain Management
- Relationship with Community, except those pertaining to IPs
- Customer Management, except Customer Privacy

However, while the same were assessed to be material, some disclosure topics have limited available data because VITA is still in the early stage in integrating sustainability in its business model.

The topics that are not material were left in blank/unanswered.

<sup>1</sup> See [GRI 102-46](#) (2016) for more guidance.

## ECONOMIC

### Economic Performance

#### Direct Economic Value Generated and Distributed

Disclosure	Amount	Units
Direct economic value generated (revenue)	9,704,281,449.00	PhP
Direct economic value distributed:		
a. Operating costs	8,847,927,288.00 (direct costs)	PhP
b. Employee wages and benefits	247,960,596.00	PhP
c. Payments to suppliers, other operating costs	700,926,732.00 (other opex)	PhP
d. Dividends given to stockholders and interest payments to loan providers	Dividends – none Interests – 23,051,290.00	PhP
e. Taxes given to government	123,431,294.00 (includes national and local taxes and licenses and permits)	PhP
f. Investments to community (e.g. donations, CSR)	1,391,075.00	PhP

What is the impact and where does it occur? What is the organization's involvement in the impact?	Which stakeholders are affected?	Management Approach
VITA generated a total revenue of Php9,704,281,449.00 as a result of its business operations, strategies and other operating and passive income. With this amount, it was able to fund its operating costs and pay the salaries of its employees. It was also able to contribute to the government in the form of taxes and license fees. In addition, it was able to pay interests to its loan providers and still had something to share with the community in the form of donations and Corporate Social Responsibility (CSR) activities. Its generated revenue has an impact on the country's revenue through the taxes it paid for 2021. It also has an impact on the labor	Government, employees, creditors, suppliers, community.	<p>VITA has a Lifetime Profitable Partnership program designed to create long term growth not only of VITA but also of its partners.</p> <p>The monthly results of operations as well as the projections for the succeeding months are reported to the Board of Directors every month. Changes in the business strategies are constantly made if necessary in order to adapt to the COVID-19 situation and regulations in place in the country.</p> <p>VITA maintained the additional sales channels it made in 2020 and continuously looked for additional sales channels in 2021. It also renegotiated its contracts with some of its suppliers and customers</p>

sector through job creation and retention as well as in food production and distribution.		for mutually beneficial amended contracts. It complied with the terms of its contracts or re-negotiated contracts.
<b>What are the Risk/s Identified?</b>		VITA also maintained its COVID-19 Crisis Management Team to ensure the health and safety of its employees and business continuity in order to avoid disruptions in the operations.
The COVID-19 pandemic and the several lockdowns in 2021 continued to pose financial risks as it affected not only the operations but also the customers' demands for VITA's products.		To avoid disruptions in operations due to temporary closure of its offices and plants because of COVID-19 infections, VITA followed all public health standards imposed and recommended by the government, provided transportation to its employees, allowed telecommuting even if it is allowed to operate on-site at 100% capacity.
The African Swine Flu also continued to pose risks not only to VITA's operations but also to its customers' operations.		VITA likewise paid its creditors in accordance with the terms of the loan in order to avoid penalties and law suits.
<b>What are the Opportunity/ies Identified?</b>		VITA commits to continue improving its operations and business strategies.
The availability of multiple sales channels for VITA's products helped the innovations made in its business strategies.		

#### Climate-related risks and opportunities<sup>2</sup>

Governance	Strategy	Risk Management	Metrics and Targets
Disclose the organization's governance around climate-related risks and opportunities	Disclose the actual and potential impacts <sup>3</sup> of climate-related risks and opportunities on the organization's businesses, strategy, and financial planning where such information is material	Disclose how the organization identifies, assesses, and manages climate-related risks	Disclose the metrics and targets used to assess and manage relevant climate-related risks and opportunities where such information is material
<b>Recommended Disclosures</b>			

<sup>2</sup> Adopted from the Recommendations of the Task Force on Climate-Related Financial Disclosures. The TCFD Recommendations apply to non-financial companies and financial-sector organizations, including banks, insurance companies, asset managers and asset owners.

<sup>3</sup> For this disclosure, impact refers to the impact of climate-related issues on the company.

a) Describe the board's oversight of climate-related risks and opportunities	a) Describe the climate-related risks and opportunities the organization has identified over the short, medium and long term	a) Describe the organization's processes for identifying and assessing climate-related risks	a) Disclose the metrics used by the organization to assess climate-related risks and opportunities in line with its strategy and risk management process
<p>The President and/or department heads report to the Board of Directors how floods or extreme weather conditions affect or impact VITA's business as well as the measures undertaken to minimize the impacts.</p>	<p>VITA is exposed to the following risks due to climate change:</p> <p>i. Physical Risk. Being an agribusiness, it is exposed to physical risks of drought and extreme rains/extreme weather condition and flooding.</p> <p>ii. Operational Risk. Climate change poses the risk of disrupting VITA's operations.</p> <p>iii. Credit and Liquidity Risks. Climate change could affect VITA's financial performance and access to capital.</p> <p>For tropical countries like the Philippines, the global warming effect of climate change gives VITA the opportunity to use solar energy technology. Since global warming tends to produce less clouds in the atmosphere, the intensity and duration of sunlight exposure increases. Thus, the opportunity of converting this into</p>	<p>VITA identifies and assesses climate-related risks through any or all of the following methods: (a) continuous analysis of its business processes and finding the factors that could affect its processes and targeted goals; (b) reviewing past negative experiences or negative results and finding out the root cause; and/or (c) continuous research and benchmarking with other companies in the same industry.</p>	<p>VITA's metrics in assessing its climate-related risk management and strategy are: (a) cost efficiency of its strategy; (b) quality of feeds and poultry; (c) ability to meet customers' demands; and (d) customer satisfaction.</p>



	solar energy and using the same in its business operations.		
b) Describe management's role in assessing and managing climate-related risks and opportunities	b) Describe the impact of climate-related risks and opportunities on the organization's businesses, strategy and financial planning.	b) Describe the organization's processes for managing climate-related risks	b) Describe the targets used by the organization to manage climate-related risks and opportunities and performance against targets
The management meets at least twice a month to discuss the results of the previous month's operations, the factors for achieving said results/non-attainment of targets, the financial and climate-related risks and opportunities as well as the possible spread of animal diseases/viruses. It makes the appropriate adjustments in its strategies. Any climate-related issue that affects or may potentially affect VITA's business operations are likewise discussed to the Board, together with measures undertaken or to be undertaken to address the climate-related issues.	<p>Drought and extreme rains/extreme weather condition and flooding cause disruptions in crop production and also affects the quality of raw materials. In addition, all the identified risks have the following impacts/potential impacts on its business operations:</p> <p>a. Higher costs due to insufficiency or scarcity of raw materials or because of disruptions in the crop production.</p> <p>b. Decrease in demand for feeds from animal raisers/growers since drought and extreme rains and flooding adversely affect the growth efficiency of farm animals, especially poultry.</p>	<p>To manage the climate-related risks, VITA reformulates its feeds using alternative materials and changing parameters in processing to attain the specified quality for a specific feed type. VITA also benchmarks and conducts continuous consultations and research and development to maintain the quality of feeds despite using alternative raw materials. Likewise, VITA's locally sourced materials are supported by importations and frame contract to manage and mitigate impacts of climate-related risks.</p> <p>VITA has also an ongoing solar energy</p>	VITA's target in managing its climate-related risk management and strategy is to continue to deliver on time the agreed volume or agreed reduced volume of feeds and chicken to its customers without sacrificing quality, and without incurring too much costs.

	<p>c. Disruption in the breeding cycles of imported poultry breeding stocks, thus, disrupting the supply chain considering that limited breeding stocks result in scarcity of day old chicks.</p> <p>d. Exposure to all sorts of risks posed by international supply chain should corn importations increase to more than 50% of the corn supply due to decrease in local corn produce and producers.</p> <p>e. Disruptions in poultry growing.</p> <p>f. Delays in delivery brought about by delays in payment to suppliers.</p> <p>On the other hand, converting the increased intensity of sunlight exposure brought about by global warming into solar energy could drastically lower VITA's GHG emissions, in addition to lowering electricity costs. Lowering the electricity cost for the farm would have an immediate impact on the bottom line of the growers, making it more attractive for them to continue in the business or even consider expansion. This could also help in mitigating the impacts of other risks leading to</p>	<p>project in its Iloilo Feed Mill, which aims not only to minimize its negative impact to the environment but also to help improve operational efficiencies and reduce cost in order to mitigate also financial impacts of climate-related financial risks.</p> <p>Apart from this, VITA also regularly maintains and upgrades its equipment to comply with DENR standards.</p>	
--	---	--	--

	<p>less exposure to operating loss.</p> <p>In addition, this would also enable VITA to match its need to increase its contract growing capacities with the increase in customer demand for chickens in the market.</p>		
	c) Describe the resilience of the organization's strategy, taking into consideration different climate-related scenarios including a 2°C or lower scenario	c) Describe how processes for identifying, assessing, and managing climate-related risks are integrated into the organization's overall risk management	
	VITA's climate-related risk management continues to prove to be resilient as evidenced by: (a) its 71 years of continued existence; (b) continued financial stability; (c) increase in its net income from its 2020 level.	As can be seen above, changes and modifications are made in VITA's business processes and feed formulation to mitigate impacts of climate-related risks and adapt to constraints brought about by climate-related risks and events.	

## Procurement Practices

### Proportion of spending on local suppliers

Disclosure	Quantity	Units
Percentage of procurement budget used for significant locations of operations that is spent on local suppliers	<p>Nationwide: 95.45</p> <p>Luzon – 50.61</p> <p>Visayas – 13.92</p> <p>Mindanao – 30.92</p>	%

What is the impact and where does it occur? What is the organization's involvement in the impact?	Which stakeholders are affected?	Management Approach
<p>For the year 2021, 95.45% of VITA's procurement budget was spent on local suppliers. These suppliers consisted not only of suppliers of raw and other trade materials used in the manufacture of feeds and chicken but also service providers such as consultants and contractors.</p>	<p>Suppliers, domestic companies, especially the MSMEs, and farmers.</p>	<p>VITA's procurement policies and strategies were crafted, reviewed, revised and implemented in a manner consistent with the company's vision of being the backbone of every Filipino farmer's success and mission of building partnerships with its suppliers, among others. Its procurement policies and strategies are periodically reviewed in order to continuously improve the company's buying plans, strategies and timings.</p> <p>VITA likewise partnered with the government in the latter's "Pilipinas Kontra Gutom" program. Through this program, VITA will procure one of its major raw materials from local farmers, thereby increasing farmer productivity and income. The contract will be implemented in 2022.</p>
What are the Risk/s Identified?	Which stakeholders are affected?	Management Approach
<p>Operational risks due to supply constraints, poor quality of supplies, and delays in deliveries due to calamities or extreme weather conditions.</p> <p>Financial risks due to sudden or significant increase in prices of goods and services.</p> <p>Legal, operational, and financial risks for late or non-payment of suppliers.</p>	<p>In addition to the foregoing, customers, creditors, shareholders and investors.</p>	<p>In addition to the above, VITA makes payment allocations to suppliers, especially major raw materials suppliers in order to ensure timely deliveries of major raw materials absent calamities or extreme weather conditions.</p>
What are the Opportunity/ies Identified?		
<p>VITA's multiple sourcing strategy allows it to manage climate-related</p>		

risks. The availability of reliable suppliers can ensure operational efficiencies despite extreme weather conditions.		
The availability of raw materials and other input goods and services all year round can minimize increase in costs despite sudden or significant increase in prices of goods and services.		
Continuity of operations due to on-time payment of suppliers.		

## Anti-corruption

### Training on Anti-corruption Policies and Procedures

Disclosure	Quantity	Units
Percentage of employees to whom the organization's anti-corruption policies and procedures have been communicated to	100	%
Percentage of business partners to whom the organization's anti-corruption policies and procedures have been communicated to	0 <i>See Management Approach</i>	%
Percentage of directors and management that have received anti-corruption training	0 <i>See Management Approach</i>	%
Percentage of employees that have received anti-corruption training	100	%

What is the impact and where does it occur? What is the organization's involvement in the impact?	Which stakeholders are affected?	Management Approach
Training on anti-corruption policies and procedures directly impacts VITA's business operations, supply chain, human capital, and goodwill. Its anti-corruption policies relate mostly to prohibitions on conflicts of interests, theft, and kickbacks, as	Suppliers, customers, employees, shareholders/investors, directors, officers and regulators.	In 2021, the employees were re-oriented and re-trained on the Company Rules and Regulations, which included the company's current anti-corruption policies.  The internal audit department conducts regular audit of VITA's different

well as to ensuring arms-length transactions in all dealings.		departments to ensure compliance with the company's processes, rules, regulations and internal controls.
<b>What are the Risk/s Identified?</b>		
Legal, financial, operational and reputational risks brought about by conflicts of interest, theft, or kickbacks.		VITA also complies with all laws and regulations. It ensures that it complies with its regulators' requirements and that it has all the necessary permits and licenses.
<b>What are the Opportunity/ies Identified?</b>		VITA also approved its Whistle Blowing Policy on 16 December 2021, which covered directors, officers, and employees. This aims to enable any concerned individual to report and provide information on any of the reportable actions specified in the policy.
VITA's current anti-corruption policies present an opportunity to participate in external trainings on anti-corruption in the workplace in order to strengthen and improve its own policies in line with its core value of "integrity".		Consistent with its core value of integrity, VITA will draft a program to effectively communicate its anti-corruption policies to its business partners. It also commits to conduct anti-corruption training to its directors and management.

#### Incidents of Corruption

<b>Disclosure</b>	<b>Quantity</b>	<b>Units</b>
Number of incidents in which directors were removed or disciplined for corruption	0	#
Number of incidents in which employees were dismissed or disciplined for corruption	0	#
Number of incidents when contracts with business partners were terminated due to incidents of corruption	0	#

<b>What is the impact and where does it occur? What is the organization's involvement in the impact?</b>	<b>Which stakeholders are affected?</b>	<b>Management Approach</b>
Prevention of corruption directly impacts VITA's business operations, supply chain, human capital, and goodwill.	Suppliers, customers, employees, shareholders/investors, directors, officers and regulators.	In 2021, the employees were re-oriented and re-trained on the Company Rules and Regulations, which included the company's current anti-corruption policies.

<b>What are the Risk/s Identified?</b>		The internal audit department conducts regular audit of VITA's different departments to ensure compliance with the company's processes, rules, regulations and internal controls.
Legal, financial, operational and reputational risks brought about by incidents of corruption.		
<b>What are the Opportunity/ies Identified?</b>		VITA also complies with all laws and regulations. It ensures that it complies with its regulators' requirements and that it has all the necessary permits and licenses.
VITA's current anti-corruption policies present an opportunity to participate in external trainings on anti-corruption in the workplace in order to strengthen and improve its own policies in line with its core value of "integrity".		VITA also approved its Whistle Blowing Policy on 16 December 2021, which covered directors, officers, and employees. This aims to enable any concerned individual to report and provide information on any of the reportable actions specified in the policy.

## ENVIRONMENT

### Resource Management

Energy consumption within the organization:

Disclosure	Quantity	Units
Energy consumption (renewable sources)	0	GJ
Energy consumption (SFO)	Visayas – 4,363	GJ
Energy consumption (gasoline)	0	GJ
Energy consumption (LPG)	Visayas – 12.25	GJ
Energy consumption (diesel)	Luzon – 19,500 (for forklift) Visayas – 695.75 Mindanao – 13,128.78	Liters GJ
Energy consumption (electricity)	Luzon – 1,296 Visayas – 1,657,600 Mindanao – 3,146,111	kWh

Reduction of energy consumption

Disclosure	Quantity	Units
Energy reduction (SFO)		GJ
Energy reduction (gasoline)		GJ
Energy reduction (LPG)		GJ
Energy reduction (diesel)		GJ
Energy reduction (electricity)		kWh
Energy reduction (gasoline)		GJ

What is the impact and where does it occur? What is the organization's involvement in the impact?	Which stakeholders are affected?	Management Approach
The data was primarily based from VITA's Iloilo and Davao feed mill plants as well as from the Luzon feed mill plant being operated by VITA's business partner in so far as diesel consumption in its forklift equipment is concerned. For the electricity consumption, the data presented is for VITA's office in Luzon, office and feed mill plants in Visayas and Mindanao.	Suppliers and communities where VITA operates.	To manage its environmental impacts, VITA conducts regular preventive maintenance of equipment.  In 2021, it replaced its auto-bagger and mixer and re-designed the production planning in its Davao feed mill plant in order to improve efficiency and align its production planning with the new equipment.



<p>The impact is on the environment and the supply chain as the use of these different energy sources result in emissions and wastes that could be harmful to the environment, especially since VITA does not, for now, use renewable sources of energy.</p>		<p>To further improve its efficiencies and reduce its environmental impact, VITA has also an ongoing Solar Energy Project in its Iloilo feed mill plant, which is targeted to be completed in 2022. Once the same is completed, it plans to continue this project in its Davao feed mill plant.</p>
<p><b>What are the Risk/s Identified?</b></p>		
<p>Climate change brought about by increase in air emissions and pollutions.</p> <p>Shortage or scarcity of non-renewable sources of energy.</p> <p>Legal and reputational risks are seen should VITA's GHG emissions and air pollution contribution increase significantly or when the same went beyond the thresholds provided by the government.</p>		<p>Vivant Corporation, the parent company of Corenergy, Inc., is looking at VITA's different facilities like the breeder farms aiming to help VITA in making its facilities more energy efficient. Corenergy is VITA's electricity provider in its Luzon office.</p>
<p><b>What are the Opportunity/ies Identified?</b></p>		
<p>The ongoing Solar Energy Project in the Iloilo feed mill plant gives VITA the opportunity to have a more efficient and more environment friendly operations.</p>		

#### Water consumption within the organization

Disclosure	Quantity	Units
Water withdrawal	Visayas – 6089 Mindanao – 6,142	Cubic meters
Water consumption	Visayas – 6089 Mindanao – 6,140	Cubic meters
Water recycled and reused	Visayas - 0 Mindanao – 2.0	Cubic meters

What is the impact and where does it occur? What is the organization's involvement in the impact?	Which stakeholders are affected?	Management Approach
<p>The data was based from the water consumption and withdrawal in VITA's Iloilo and Davao feed mill plants.</p> <p>In the Iloilo feed mill plant, water is used mainly for steam generation of its boilers. In the Davao feed mill plant, water is mainly used for steam generation. Recycled water in Davao feed mill plant is very low as water is used only to control particulate matter.</p> <p>The slight increase in the water consumption and withdrawal in 2021 as compared to 2020 were both production driven in the sense that when there is an increase in the pellets and crumbles, more steam is needed. Therefore, more water is needed.</p>	<p>The communities where VITA operates and the government.</p>	<p>VITA continuously improves its operational efficiencies in order to lower its water consumption. It also conducts regular preventive maintenance of its equipment and replace the same with more efficient and more technologically advanced equipment as may be necessary.</p> <p>VITA also complies with the requirement of putting a waste water treatment in its Luzon and Davao dressing plants. While these dressing plants are being operated by third parties, thus, not included in the data provided above, VITA completed the necessary facilities being the owner thereof.</p>
<b>What are the Risk/s Identified?</b>		
<p>An increase in water consumption may result in higher water pollution and higher waste water contributions.</p> <p>Water shortage or scarcity.</p> <p>Legal and reputational risks are seen should VITA's waste water contributions increase significantly.</p>		
<b>What are the Opportunity/ies Identified?</b>		
<p>Reduction in waste water and water pollution contributions.</p>		

Presence of technologies that can help improve waste water treatment in the feed mills.		
---	--	--

#### Materials used by the organization

Disclosure	Quantity	Units
Materials used by weight or volume		
<ul style="list-style-type: none"> <li>Renewable</li> </ul>	Luzon – 76,468,560 Visayas – 48,329,676.52 Mindanao – 84,128,100	kg
<ul style="list-style-type: none"> <li>non-renewable</li> </ul>	Luzon – 1,531,440 Visayas – 2,077,707.23 Mindanao – 588,897	Kg
Percentage of recycled input materials used to manufacture the organization's primary products and services	0	%

What is the impact and where does it occur? What is the organization's involvement in the impact?	Which stakeholders are affected?	Management Approach
<p>The data above was based on the raw materials for feed production – macro, micro and packaging.</p> <p>The non-renewable materials are the packaging used for the feeds (sacks).</p> <p>As can be seen, however, while VITA uses more renewable materials than non-renewable materials, it does not use recycled materials in its production. Since VITA still uses non-renewable materials, it is still contributing to waste generation and pollution.</p>	Suppliers, communities where VITA operates, the government and customers.	<p>As can be seen in the data, VITA heavily uses renewable materials in its operations.</p> <p>As for the non-renewable materials, VITA is shifting from the laminated sack to reusable woven sack for its feeds.</p> <p>The management is taking steps to address waste and pollution generated and contributed.</p>
<b>What are the Risk/s Identified?</b>		
Shortage or scarcity of renewable or reusable materials due to increase in demand for the same.		

<p>The continuous demand for non-renewable materials increases VITA's contribution to pollution and waste.</p> <p>Legal and reputational risks are also seen considering that the thrust now is for companies to operate in a more environment friendly manner, if not 100% environment friendly manner.</p>		
<b>What are the Opportunity/ies Identified?</b>		
<p>Reduction in waste and pollution contribution.</p> <p>In addition, there is still opportunity to use more renewable, reusable and recyclable materials in the production of feeds.</p>		

#### Ecosystems and biodiversity (whether in upland/watershed or coastal/marine)

Disclosure	Quantity	Units
Operational sites owned, leased, managed in, or adjacent to, protected areas and areas of high biodiversity value outside protected areas	(identify all sites)	
Habitats protected or restored		ha
IUCN <sup>4</sup> Red List species and national conservation list species with habitats in areas affected by operations	(list)	

What is the impact and where does it occur? What is the organization's involvement in the impact?	Which stakeholders are affected?	Management Approach
<p><i>Identify the impact and where it occurs (i.e., primary business operations and/or supply chain)</i></p> <p><i>Indicate involvement in the impact (i.e., caused by the organization or</i></p>	<p><i>(e.g. employees, community, suppliers, government, vulnerable groups)</i></p>	<p><i>What policies, commitments, goals and targets, responsibilities, resources, grievance mechanisms, and/or projects, programs, and initiatives do you have to manage the material topic?</i></p>

<sup>4</sup> International Union for Conservation of Nature

<i>linked to impacts through its business relationship)</i>		
<b>What are the Risk/s Identified?</b>	<b>Which stakeholders are affected?</b>	<b>Management Approach</b>
<i>Identify risk/s related to material topic of the organization</i>		
<b>What are the Opportunity/ies Identified?</b>	<b>Which stakeholders are affected?</b>	<b>Management Approach</b>
<i>Identify the opportunity/ies related to material topic of the organization</i>		

## Environmental impact management

### Air Emissions

#### GHG

<b>Disclosure</b>	<b>Quantity</b>	<b>Units</b>
Direct (Scope 1) GHG Emissions	Visayas – 0.079 MT/year  Mindanao (CO emission only for broilers 1 and 2, respectively) – 2.6 tonnes/year and 1.6 tonnes/year, respectively.	Tonnes CO <sub>2</sub> e
Energy indirect (Scope 2) GHG Emissions	0	Tonnes CO <sub>2</sub> e
Emissions of ozone-depleting substances (ODS)	0	Tonnes

<b>What is the impact and where does it occur? What is the organization's involvement in the impact?</b>	<b>Which stakeholders are affected?</b>	<b>Management Approach</b>
The data was based on the emission testing conducted by a DENR-EMB accredited third party company on VITA's Iloilo and Davao feed mill plants.	The communities where VITA operates, the government and the public in general.	VITA regularly conducts preventive maintenance on its equipment. It also conducts regular repair of its facilities, including pollution control facilities, to ensure not only good operating conditions

<p>While VITA neither has indirect GHG emissions nor ozone depleting substances emissions, its feed mill operations in Iloilo and Davao contribute to GHG emissions as a necessary consequence of its operations, albeit in a low level only.</p> <p>The use of special fuel oils in the Iloilo feed mill plant contributed to the low emissions from the said plant.</p>		<p>but also compliance with environmental laws and regulations. In 2021, VITA upgraded its feed mill machinery in its Davao feed mill plant to maintain operational efficiencies and minimize GHG emissions. It likewise ensures that its operations are efficient in order to keep its emissions not only within DENR-EMB standards but also to keep the emissions low. VITA also operates within the bounds of its Environmental Compliance Certificate (“ECC”).</p>
<p><b>What are the Risk/s Identified?</b></p>		
<p>Climate change brought about by continuous GHG emissions and continuous contribution to air pollution.</p> <p>Health risks on the communities where VITA operates as well as the public in general due to the continuous GHG emissions.</p> <p>Legal and reputational risks should VITA’s GHG emissions significantly increase or even went beyond DENR-EMB standards.</p>		
<p><b>What are the Opportunity/ies Identified?</b></p>		
<p>Decrease in GHG emissions and air pollution contributions.</p> <p>Decrease in health risks on the communities where it operates as well as the public in general.</p> <p>Avoidance of unnecessary penalties imposed for non-compliance with environmental laws and regulations.</p>		

*Air pollutants*

Disclosure	Quantity	Units
NO <sub>x</sub>	Visayas – 350 Mindanao Boiler 1-A – 29.3 Boiler 1-B – 30.2 Boiler 2-B – 39.4 Genset – 290.4	Mg/Ncm  Kg
SO <sub>x</sub>	Visayas – 618 (as SO <sub>2</sub> ) Mindanao Boiler 1-A – 5.1 Boiler 1-B – 3.2 Boiler 2-B – 3.7	Mg/Ncm  Kg
Persistent organic pollutants (POPs)	0	Kg
Volatile organic compounds (VOCs)	0	Kg
Hazardous air pollutants (HAPs)	0	Kg
Particulate matter (PM)	Visayas – 62.6 Mindanao Boiler 1-A – 32.3 Boiler 1-B – 8.9 Boiler 2-B – 8.6	Kg

What is the impact and where does it occur? What is the organization's involvement in the impact?	Which stakeholders are affected?	Management Approach
<p>The data was based on the emission testing conducted by a DENR-EMB accredited third party company on VITA's Iloilo and Davao feed mill plants.</p> <p>For 2021, the lower NO<sub>x</sub> and SO<sub>x</sub> emissions from the Company's boilers in its Davao feed mill resulted from the replacement of its equipment. VITA invested in a more environment friendly and efficient equipment.</p>	<p>The communities where VITA operates, the government and the public in general.</p>	<p>VITA regularly conducts preventive maintenance on its equipment. It also conducts regular repair of its facilities, including pollution control facilities to ensure not only good operating conditions but also compliance with environmental laws and regulations. In 2021, VITA upgraded its feed mill machinery in its Davao feed mill plant to maintain operational efficiencies and minimize GHG emissions. It likewise ensures that its operations are efficient in order to keep its emissions not only within DENR-EMB standards but also to keep the emissions</p>
<b>What are the Risk/s Identified?</b>		

<p>Climate change brought about by continuous contribution to air pollution.</p> <p>Health risks on the communities where VITA operates as well as the public in general due to the continuous air pollution contribution.</p> <p>Legal and reputational risks should VITA's air pollutant emissions significantly increase or even went beyond DENR-EMB standards.</p>		low. VITA also operates within the bounds of its ECC.
<b>What are the Opportunity/ies Identified?</b>		
<p>Decrease in air pollutants emissions, thereby decreasing air pollution contributions.</p> <p>Decrease in health risks on the communities where VITA operates as well as the public in general.</p> <p>Avoidance of unnecessary penalties imposed for non-compliance with environmental laws and regulations.</p>		

## Solid and Hazardous Wastes

### Solid Waste

Disclosure	Quantity	Units
Total solid waste generated	Visayas – 1,700/month Mindanao – 2,500/month	kg
Reusable	Visayas – 300/month Mindanao – 500/month	kg
Recyclable	Visayas – 250/month Mindanao – 300/month	kg



Composted	Visayas – 150/month Mindanao – 700/month	kg
Incinerated	Visayas – 0 Mindanao – 0	kg
Residuals/Landfilled	Visayas – 1000/month Mindanao – 1000/month	kg

What is the impact and where does it occur? What is the organization's involvement in the impact?	Which stakeholders are affected?	Management Approach
<p>The data was based on the monthly solid waste collected by VITA's third party solid waste collectors from the Iloilo and Davao feed mill plants. These solid wastes relate to feed production in the said feed mill plants.</p> <p>The total solid wastes generated for both feed mill plants in 2021 are the same as that in 2020.</p>	<p>The employees, the communities where VITA operates, the public in general, and the government.</p>	<p>VITA has a Materials Recovery Facility in its plants for the proper segregation, storage and disposal of these wastes. It also hired a third party solid waste collector to properly dispose its solid wastes.</p> <p>In addition, VITA continuously reiterated and strengthened its campaign and practice for proper waste segregation.</p> <p>It collects sweepings (assorted wastes collected through the process of sweeping) to be reprocessed/included in the formulation of feeds, reuses and recycles all that may be reused or recycled, as the case may be, and keeps its residual solid wastes within the allowed threshold. It regularly evaluates the sweepings to make sure that it would not cause infections. VITA also provides the employees with PPEs and biosecurity measures in place are strictly implemented.</p> <p>VITA will explore partnering with host LGUs to increase its composting capability.</p>
What are the Risk/s Identified?		
<p>Increase in pollution due to increase in residual solid wastes.</p> <p>Health risks on the employees, communities where VITA operates and the public in general.</p> <p>Legal and reputational risks brought about by significant increase in residual solid waste generated or by improper solid waste disposal.</p>		
What are the Opportunity/ies Identified?		

<p>Decrease in pollution due to decrease in residual solid wastes.</p> <p>Minimize health risks on the employees, the communities where VITA operates and on the public in general.</p> <p>Avoidance of unnecessary imposition of penalties due to non-compliance with environmental laws and regulations.</p> <p>There is continuous funding available from the national government for bio-composter for Local Government Units (LGUs). This presents an opportunity for VITA to partner with host LGUs to increase its composting capability. VITA can also seek the assistance of the DOST to avail of bio-composters at reasonable price.</p>		
--	--	--

Hazardous Waste

Disclosure	Quantity	Units
Total weight of hazardous waste generated	<p>Visayas:</p> <p>Used oil – 350/year Busted lamps – 61/year</p> <p>Mindanao:</p> <p>Used oil – 1000/year Busted lamps – none</p>	<p>liters</p> <p>kg</p> <p>liters</p>
Total weight of hazardous waste transported	<p>Visayas: 0</p> <p>Mindanao: 1,000</p>	<p>liters</p>

What is the impact and where does it occur? What is the organization's involvement in the impact?	Which stakeholders are affected?	Management Approach
<p>The hazardous wastes generated by VITA for both feed mill plants are low or minimal only.</p> <p>The data was based on the hazardous waste generated and transported as indicated on the Iloilo feed mill plant inventory and on the Davao feed mill plant inventory as well as the hazardous waste collected and transported by VITA's third party hazardous waste transporter.</p> <p>For the Iloilo feed mill plant, since the volume of hazardous waste is still minimal, there is no need yet to transport the same as there is also no hazardous waste transporter that would cater at the minimal volume.</p>	<p>The employees, the communities where VITA operates, the public in general, and the government.</p>	<p>The Company has a designated Materials Recovery Facility to properly store used oil and busted lamps. It also makes sure that the proper waste disposals prescribed under existing laws and regulations are strictly followed.</p> <p>It continuously improves its preventive maintenance program/schedule in order to minimize used oil. It continuously converts all lights into LED lamps/bulbs, which have a higher life span, to minimize busted lamps.</p>
What are the Risk/s Identified?		Management Approach
<p>Improper disposal may lead to environmental risks as well as health risks on the employees, the communities where VITA operates and the public in general. It may also lead into fire and pollution as well as legal and reputational risks against VITA.</p>		<p>In addition to the foregoing, VITA monitors the consumption of oils and lamps so that the waste is kept within the threshold and that these hazardous wastes are segregated from the non-hazardous wastes. It also strictly implements its "No Smoking" policy and provides employees with PPEs, which they are also required to wear within the premises.</p>
What are the Opportunity/ies Identified?		
<p>Reduction or elimination of environmental and health risks.</p> <p>Avoidance of fire and decrease in contribution to pollution.</p>		

Avoidance of unnecessary penalties or expenses due to non-compliance with disposition of hazardous waste or accidents caused by hazardous wastes.		
---	--	--

#### Effluents

Disclosure	Quantity	Units
Total volume of water discharges	Visayas – 66/month Mindanao – 0	Cubic meters
Percent of wastewater recycled	Visayas – 0 Mindanao – 4.12	%

What is the impact and where does it occur? What is the organization's involvement in the impact?	Which stakeholders are affected?	Management Approach
<p>The data was based on the water discharges and recycled in the Iloilo and Davao feed mill plants.</p> <p>While there was an increase in the water discharge in Iloilo feed mill in 2021, the same is still considered minimal. 95% of the water consumption is used for its feeds production and 5% goes to domestic use – handwashing, cleaning and flushing toilets. This 5% waste water goes directly to the septic tanks.</p> <p>In the Davao feed mill plant, the 4.12% of wastewater recycled was supposed to be part of the water discharge but instead of being discharged, the same went into being recycled to control the particulate matter.</p>	<p>The communities where VITA operates, and the government.</p>	<p>VITA monitors the final discharge of waste water to ensure that its operations are within regulatory standards.</p> <p>It complies with the proper waste water disposal prescribed under the law and regulations.</p> <p>As disclosed above, VITA complies with the requirement of putting a waste water treatment in its Luzon and Davao dressing plants. While these dressing plants are being operated by third parties, thus, not included in the data provided above, VITA completed the necessary facilities being the owner thereof.</p>

This water discharge impacts the environment, particularly the water bodies.		
<b>What are the Risk/s Identified?</b>	<b>Which stakeholders are affected?</b>	
<p>Shortage or scarcity of water resources due to increase in effluents.</p> <p>Increase in water pollution contribution.</p> <p>Legal risks for non-compliance with environmental laws and regulations relative to cleanliness and conservation of water.</p>	The communities where it operates, public in general and the government.	
<b>What are the Opportunity/ies Identified?</b>		
<p>Conservation of water resources.</p> <p>Decrease in water pollution contribution.</p> <p>Avoidance of unnecessary penalties for non-compliance with environmental laws and regulations relative to cleanliness and conservation of water.</p>		

## Environmental compliance

### Non-compliance with Environmental Laws and Regulations

Disclosure	Quantity	Units
Total amount of monetary fines for non-compliance with environmental laws and/or regulations	0	Php
No. of non-monetary sanctions for non-compliance with environmental laws and/or regulations	0	#
No. of cases resolved through dispute resolution mechanism	0	#

What is the impact and where does it occur? What is the organization's involvement in the impact?	Which stakeholders are affected?	Management Approach
<p>VITA was neither penalized nor complained for violation or non-compliance with environmental laws and regulations in 2021.</p> <p>Having complied with environmental laws and regulations, VITA maintained its contribution to pollution at a minimal level.</p>	<p>The government, communities where VITA operates, business partners, customers, investors, shareholders, directors, and officers.</p>	<p>VITA strictly monitors compliance with environmental laws and regulations, including securing all permits and licenses needed for the continued operation of its business. It continuously upgrades and regularly maintains its facilities to ensure efficiencies and maintain pollution contribution to a minimum.</p>
<p><b>What are the Risk/s Identified?</b></p>		
<p>Legal and reputational risks as non-compliance with environmental laws and regulations will expose VITA not only to monetary fines or suspension of business but also permanent closure of business.</p> <p>Environmental risks such as increase in contribution to pollution.</p> <p>Possible reputational risks brought about by non-compliance with environmental laws and regulations of VITA's partners and suppliers.</p>		<p>VITA incorporates in its contracts with suppliers and partners the obligation to comply with all existing laws and regulations. This includes the duty to comply with environmental laws and regulations. The contracts also provide for sanctions for breach of this obligation.</p>
<p><b>What are the Opportunity/ies Identified?</b></p>		
<p>Business continuity and avoidance of fines and suspension or closure of operations.</p> <p>Contribution to pollution was maintained at a minimal level.</p>		

## SOCIAL

### Employee Management

#### Employee Hiring and Benefits

##### Employee data

Disclosure	Quantity	Units
Total number of employees <sup>5</sup>	581	
a. Number of female employees	223	#
b. Number of male employees	358	#
Attrition rate <sup>6</sup>	1.75%	Rate
Ratio of lowest paid employee against minimum wage	None	Ratio

##### Employee benefits

List of Benefits	Y/N	% of female employees who availed for the year	% of male employees who availed for the year
SSS	Y	6.20	9.64
PhilHealth	Y	2.41	2.58
Pag-ibig	Y	4.99	9.47
Parental leaves	Y	2.75	0.69
Vacation leaves	Y	32.01	50.95
Sick leaves	Y	23.06	30.29
Medical benefits (aside from PhilHealth))	Y	19.10	27.71
Housing assistance (aside from Pag-ibig)	N		
Retirement fund (aside from SSS)	Y	0.17	1.03
Further education support	N		
Company stock options	N		
Telecommuting	Y	63.44	21.69
Flexible-working Hours	Y	4.65	11.19
(Others)	Y		

What is the impact and where does it occur? What is the organization's involvement in the impact?	Management Approach
With operations in Luzon, Visayas and Mindanao, VITA contributes to labor and employment both on localized and nationwide scopes. It helps promote local hiring in Bulacan, Iloilo, Davao and all other provinces where it holds its operations.	VITA abides by the country's labor laws and regulations and it provides additional benefits in the following forms:

<sup>5</sup> Employees are individuals who are in an employment relationship with the organization, according to national law or its application ([GRI Standards 2016 Glossary](#))

<sup>6</sup> Attrition are = (no. of new hires – no. of turnover)/(average of total no. of employees of previous year and total no. of employees of current year)

<p>It also contributes to its employees' welfare and quality of life not only through the government-mandated benefits but also through the additional benefits given to employees.</p> <p>46.81% of its employees availed of medical benefits other than PhilHealth in 2021. Without these additional benefits, the employees would have spent their own money for the medical expenses and other expenses due to accidents that they or their dependents encountered.</p>	<ul style="list-style-type: none"> <li>a. Medical benefits in addition to Philhealth in the forms of Group Health Insurance Plan (GHIP) and Group Personal Accident (GPA) Insurance. Under the GHIP, the employees and their dependents (up to 3) may reimburse actual medical expenses incurred to the extent of the ceiling provided under the plan. Such ceiling depends on the employee's rank and is not limited to work related illness/medical expense. Similar to the GHIP, the GPA Insurance may be availed of even when the accident is not work-related.</li> <li>b. PPEs</li> <li>c. Uniform</li> <li>d. Rice Subsidy</li> <li>e. Seniority Pay</li> <li>f. When applicable, transportation and meal allowances</li> <li>g. Funeral assistance</li> <li>h. Hazard pay to qualified employees</li> </ul> <p>It also engaged physicians where it can refer employees for medical examinations and check-ups. Its company physicians in Visayas and Mindanao visits VITA's plants on a regular basis.</p> <p>It also has an employees' welfare program. Through this program, it procured COVID-19 vaccines for its employees, gave and distributed PPEs and vitamins to its employees. This program also enabled VITA to provide COVID-19 care kits to its employees and their families.</p> <p>As disclosed above, VITA also maintained its COVID-19 Crisis Management Team to ensure the health and safety of its employees and business continuity in order to avoid disruptions in the operations. VITA followed all public health standards imposed and recommended by the government, provided transportation to its employees, allowed telecommuting even if it is allowed to operate on-site at 100% capacity. VITA continuously conducted massive awareness campaign on COVID-19 prevention and management.</p>
---	--



	<p>It also has an Employee Lifetime Profitable Partnership Program (“Employee LPP”) where it regularly and continuously engages with the employees to check on them and get their inputs to further improve VITA’s operations.</p> <p>VITA has a Green Sanctuary Program, which is anchored to the core value Care for Others. Each VITA site has put up an area where employees can plant flowering and vegetable plants. Production are shared to the employees.</p>
<b>What are the Risk/s Identified?</b>	<b>Management Approach</b>
The COVID-19 pandemic continued to pose health risks on the employees.	In addition to the foregoing, VITA regularly checks the laws and regulations on the minimum employee benefits set by the government as well as industry standards and benchmarks on similar companies within the industry to evaluate the need to update and increase the benefits.
<b>What are the Opportunity/ies Identified?</b>	
Availability of skilled workforce in the areas of operation.	

#### Employee Training and Development

<b>Disclosure</b>	<b>Quantity</b>	<b>Units</b>
Total training hours provided to employees		
a. Female employees	1,534.00	Hours
b. Male employees	2,709.50	Hours
Average training hours provided to employees		
a. Female employees	7.4	hours/employee
b. Male employees	7.5	hours/employee

<b>What is the impact and where does it occur? What is the organization’s involvement in the impact?</b>	<b>Management Approach</b>
VITA’s training and development programs for its employees, whether internal or external, contribute to employee’s personal and professional growth and efficiency in the performance of their tasks.	VITA has a training calendar per region. The trainings are held on a monthly basis unless otherwise requested by the concerned department.
In 2021, it had trainings on technical topics, administrative and support, and leadership. ISO-FSMS compliance trainings, such as upskilling of workforce, supervisory training, fundamentals of sales capability training, food safety, and awareness orientation for all employees, were also conducted.	Most of the trainings are targeted and tailor fit on the employees’ and departments’ needs/requests. VITA conducts an over-all post-training evaluation and feedback based on how the training was conducted. It also conducts regular performance evaluation of the employees to measure their growth and improvement.

<b>What are the Risk/s Identified?</b>	In 2021, aside from the regular employee evaluation, VITA started getting feedback and data on the training effectiveness from the employees' supervisor two (2) months after the training was conducted. This evaluation aims to check whether there was an improvement on the employee, such as change in behavior, improvement in time management skills, or improvement in work skills. However, as this was a new procedure, there was a difficulty in getting timely reports/data from the supervisors. Thus, VITA plans to institutionalize this in 2022 to ensure timely submission of reports/evaluations of the supervisors.
Ineffective or irrelevant trainings, which, in turn, result in zero to minimal effects on productivity.	
<b>What are the Opportunity/ies Identified?</b>	
Availability of external training providers for employees can help VITA to continuously build new leaders and develop the organization and the management team to have better productivity and efficiency results.	

#### Labor-Management Relations

Disclosure	Quantity	Units
% of employees covered with Collective Bargaining Agreements	13.25	%
Number of consultations conducted with employees concerning employee-related policies	1 (pertains to the CBA concluded in March 2021)	#

<b>What is the impact and where does it occur? What is the organization's involvement in the impact?</b>	<b>Management Approach</b>
In March 2021, VITA and the union representing its rank and file employees negotiated and closed a new Collective Bargaining Agreement to retroactively apply as early as August 2020 until the next 5 years or until 2025.	In addition to the employee LPP, VITA regularly and constantly communicates with the employees and their union and upholds the terms and conditions in the CBA. It also upholds and follows labor laws and regulations.
<b>What are the Risk/s Identified?</b>	
Legal, reputational and operational risks may result from labor unrest or strikes should VITA fail to have a mutually beneficial CBA or should it fail to meet/comply with its obligations under the CBA and labor laws and regulations.	
<b>What are the Opportunity/ies Identified?</b>	
Having a mutually beneficial CBA and compliance with the CBA, the labor laws and regulations not only enables VITA to avoid all legal, reputational and operational risks but also allows it to have a	

strengthened relationship with the employees and the union representing them.	
---	--

#### Diversity and Equal Opportunity

Disclosure	Quantity	Units
% of female workers in the workforce	40.62	%
% of male workers in the workforce	65.92	%
Number of employees from indigenous communities and/or vulnerable sector*	None	#

*\*Vulnerable sector includes, elderly, persons with disabilities, vulnerable women, refugees, migrants, internally displaced persons, people living with HIV and other diseases, solo parents, and the poor or the base of the pyramid (BOP; Class D and E).*

What is the impact and where does it occur? What is the organization's involvement in the impact?	Management Approach
VITA contributes to the employment and empowerment of women, especially that of working mothers. It provides equal opportunity for all persons, regardless of sex and gender.	While the number of male employees are higher than the female employees, it does not mean that there is gender preference in the selection, hiring and promotion of employees. Many of the top key positions are held by female employees, such as the Research and Development, Supply Chain, Chief Finance Officer positions. VITA adheres to the principle that equal opportunity for all does not mean equality in numbers but equality in rights and obligations.
What are the Risk/s Identified?	
Sex-based and gender-based discrimination among the employees in terms of opportunities, rights and obligations would result in legal and reputational risks.	
What are the Opportunity/ies Identified?	
Giving equal opportunity and equal treatment for all persons, regardless of sex and gender gives an opportunity for VITA avoid legal and reputational risks.	

#### Workplace Conditions, Labor Standards, and Human Rights

##### Occupational Health and Safety

Disclosure	Quantity	Units
Safe Man-Hours	1,582,560	Man-hours
No. of work-related injuries	Luzon – 0 Visayas – 0 Mindanao – 2	#
No. of work-related fatalities	Luzon – 0 Visayas – 0 Mindanao – 0	#
No. of work related ill-health	Luzon – 0	#

	Visayas – 0 Mindanao – 0	
No. of safety drills	Luzon – 0 Visayas – 0 Mindanao – 1	#
<b>What is the impact and where does it occur? What is the organization's involvement in the impact?</b>	<b>Management Approach</b>	
<p>In 2021, there were 2 work-related injuries, both of whom were able to claim from the SSS ECC and were able to go back to work. In its Mindanao office, a fire safety drill was conducted by the Bureau of Fire Protection (“BFP”). In the Luzon offices, none was conducted in 2021 by the BFP and in Visayas offices, the BFP did not accommodate VITA’s request.</p> <p>VITA’s occupational health and safety plays a vital role not only in its business operations but also in its customer’s business and the health, safety, well-being and continued employment of its workers. In addition, by maintaining a health and safe workplace, VITA contributes to the growth of employment rate in the country and in the areas where it operates.</p>	<p>To keep its work place safe and healthy, VITA has an existing Safety Policy and Safety Officer in all company-owned manufacturing sites. It also promotes health and safety awareness to employees through its Safety Officer. It strictly implements all sanitary and biosecurity measures in place. In addition, VITA provides safety-related trainings and personal protective equipment to all employees.</p> <p>VITA commits to continuously cooperate with the BFP for the conduct of a fire safety drill. It also commits to resume conducting its earthquake drill.</p> <p>Moreover, since 2020, VITA has been complying with all recommended and mandatory public health standards, including awareness campaigns and vaccination program, to minimize and prevent the spread of COVID-19 virus.</p>	
<b>What are the Risk/s Identified?</b>		
Failure to maintain a safe and healthy workplace will result in more work-related injuries and even fatalities. These, in turn, would incur legal and reputational risks.		
<b>What are the Opportunity/ies Identified?</b>		
Maintaining a safe and healthy workplace gives VITA the opportunity to avoid work-related injuries and deaths. These, in turn, would translate to avoidance of legal and reputational risks.		

#### Labor Laws and Human Rights

Disclosure	Quantity	Units
No. of legal actions or employee grievances involving forced or child labor	None	#

Do you have policies that explicitly disallows violations of labor laws and human rights (e.g. harassment, bullying) in the workplace? **Yes, but it is limited in scope.**

Topic	Y/N	If Yes, cite reference in the company policy
-------	-----	--

Forced labor	N	
Child labor	Y	This is one of the provisions in the Company Hiring Policy. There is a need for the applicant to be of legal age.
Human Rights	Y	One human right being upheld in the Company Rules and Regulations is the right of employees against sexual harassment.

What is the impact and where does it occur? What is the organization's involvement in the impact?	Management Approach
VITA contributes to the government's policy against forced and child labor. It also contributes to the promotion of human rights in the workplace. It contributes to the peace and order in society as well as to the employees' improved quality of life.	<p>At the outset, while there is no specific provision on the Company Hiring Policy and Company Rules and Regulations prohibiting forced labor, VITA, as a matter of practice, <b>does not</b> engage in forced labor. As mentioned above, all its employees were hired based on their qualifications, skills, and credentials and their all the employees voluntarily applied for their jobs. All of them are receiving the compensation packages agreed upon with the company.</p> <p>In addition, it also strictly adheres to the provisions of the labor laws and CBA.</p> <p>VITA continuously and periodically revisits its Company Hiring Policy and Company Rules and Regulations in order to fill in gaps in its policies and rules and maintain a conducive working environment.</p> <p>VITA also continuously complies with all labor laws and regulations.</p>
<b>What are the Risk/s Identified?</b>	
The absence of an explicit prohibition on forced labor may be misconstrued by the public and other employees that the company allows forced labor.	
Likewise, the lack of provisions regarding human rights in the company's rules and regulations may result in impunity for acts or omissions constituting violations of human rights.	
<b>What are the Opportunity/ies Identified?</b>	
Continuous protection of human rights in the workplace.	

### Supply Chain Management

Do you have a supplier accreditation policy? If yes, please attach the policy or link to the policy:

\_\_\_\_\_

Do you consider the following sustainability topics when accrediting suppliers?

Topic	Y/N	If Yes, cite reference in the supplier policy
Environmental performance		
Forced labor		
Child labor		
Human rights		

Bribery and corruption		
------------------------	--	--

What is the impact and where does it occur? What is the organization's involvement in the impact?	Management Approach
<p><i>Identify the impact and where it occurs (i.e., primary business operations and/or supply chain)</i></p> <p><i>Indicate involvement in the impact (i.e., caused by the organization or linked to impacts through its business relationship)</i></p>	<p><i>What policies, commitments, goals and targets, responsibilities, resources, grievance mechanisms, and/or projects, programs, and initiatives do you have to manage the material topic?</i></p>
What are the Risk/s Identified?	Management Approach
<i>Identify risk/s related to material topic of the organization</i>	
What are the Opportunity/ies Identified?	Management Approach
<i>Identify the opportunity/ies related to material topic of the organization</i>	

## Relationship with Community

### Significant Impacts on Local Communities

Operations with significant (positive or negative) impacts on local communities (exclude CSR projects; this has to be business operations)	Location	Vulnerable groups (if applicable)*	Does the particular operation have impacts on indigenous people (Y/N)?	Collective or individual rights that have been identified that or particular concern for the community	Mitigating measures (if negative) or enhancement measures (if positive)
Feed mill operations	Iloilo		N	As discussed above, VITA contributes to local employment and job creation. However, in the	As mentioned above, VITA regularly conducts preventive maintenance of its equipment to minimize its
	Davao		N		

				pursuit of its operations, it is unfortunate that it also contributes to pollution through its GHG emissions, air pollutants, solid, water and hazardous wastes.	emissions. It also ensures that all wastes are properly segregated. VITA also complies with all environmental laws and regulations.
--	--	--	--	--	---

*\*Vulnerable sector includes children and youth, elderly, persons with disabilities, vulnerable women, refugees, migrants, internally displaced persons, people living with HIV and other diseases, solo parents, and the poor or the base of the pyramid (BOP; Class D and E)*

For operations that are affecting IPs, indicate the total number of Free and Prior Informed Consent (FPIC) undergoing consultations and Certification Preconditions (CPs) secured and still operational and provide a copy or link to the certificates if available: \_\_\_\_\_

Certificates	Quantity	Units
FPIC process is still undergoing		#
CP secured		#

What are the Risk/s Identified?	Management Approach
Identify risk/s related to material topic of the organization	
What are the Opportunity/ies Identified?	Management Approach
Identify the opportunity/ies related to material topic of the organization	

## Customer Management

### Customer Satisfaction

Disclosure	Score	Did a third party conduct the customer satisfaction study (Y/N)?
Customer satisfaction	July 2021 (Feeds only) :  Product (physical appearance, bulk and price at the market) –	N

	<p>3.58/5.0 (average – nationwide) Performance of feeds – 3.8/5 (average – nationwide)</p> <p>Sales, technical and marketing services provided to customers – 3.99/5 (average – nationwide)</p> <p>Average score for all criteria (nationwide) – 3.79/5</p> <p>September 2021 (Feeds only):</p> <p>Product (physical appearance, bulk and price at the market) – 3.9/5.0 (average – nationwide)</p> <p>Performance of feeds – 4.17/5 (average – nationwide)</p> <p>Logistics – 3.59/5 (average – nationwide)</p> <p>Sales and technical services provided to customers – 3.83/5 (average – nationwide)</p> <p>Marketing services provided to customers – 3.44/5 (average – nationwide)</p>	
--	--	--



	Average score for all criteria (nationwide) – 3.8/5	
--	--	--

What is the impact and where does it occur? What is the organization's involvement in the impact?	Management Approach
<p>Excellent customer service translates to customer satisfaction. Customer satisfaction, in turn, contributes not only to building a lifetime partnership with the customer and to the continuous improvement of VITA's products, services and processes but also to the morale and productivity of the employees and to the company's relationship with its suppliers as well. In addition to that, customer satisfaction also contributes to the financial growth of the company's business partners.</p> <p>In 2021, VITA conducted 2 customer satisfaction surveys relative to its feeds products in terms of the physical product, the performance of the feeds, and the sales and marketing services provided by the Company. Both resulted in 3.79/5 and 3.8/5 ratings.</p>	<p>VITA has a Lifetime Profitable Partnership ("LPP") program as well as regular customer satisfaction surveys done on farmers, retailers and distributors with respect to its feeds in order to assess how it can improve its products, services and processes.</p> <p>VITA is taking steps to institutionalize its customer care processes in order to further improve its customer service.</p>
What are the Risk/s Identified?	
Poor customer service translates to poor customer satisfaction, which may result in shift to competitors and reputational risk against VITA.	
What are the Opportunity/ies Identified?	
Excellent customer satisfaction leads to good customer service and a carefully calculated growth focused on VITA's LPP programs rather than merely increasing sales. It will also result in higher customer retention and will also contribute to customer's growth and expansion.	

#### Health and Safety

Disclosure	Quantity	Units
No. of substantiated complaints on product or service health and safety*	0	#
No. of complaints addressed	0	#

*\*Substantiated complaints include complaints from customers that went through the organization's formal communication channels and grievance mechanisms as well as complaints that were lodged to and acted upon by government agencies.*

What is the impact and where does it occur? What is the organization's involvement in the impact?	Management Approach
For 2021, there was no substantiated complaint against the health and safety of VITA's products. Thus, it was not exposed to any legal, operational, financial risks.	VITA takes into consideration the health and safety of its feeds for consumption of poultry and livestock. It also requires its growers to follow the best practices in growing and raising poultry.
What are the Risk/s Identified?	VITA has Quality Assurance personnel to ensure the health and safety of its products. Only those who passed VITA's quality standards shall be supplied and distributed to the customers.
Since VITA is engaged in the feeds and poultry business, it is a highly regulated business. As such, it is exposed to legal, operational, reputational and financial risks should it fail to maintain the health and safety of its products.	VITA has a Hazard Analysis Critical Control Points (HACCP) certification, an internationally recognized standard of identifying and managing food safety related risk. This means that VITA's production process and food safety program are at par and aligned with internationally recognized standards.
What are the Opportunity/ies Identified?	Moreover, VITA's Iloilo and Davao feed mill plants are FSMS ISO 22000:2018 certified, meaning that the food safety management systems in place in these plants passed internationally recognized standards.
Keeping and ensuring the products' health and safety, to avoid legal, operational, reputational and financial risks.	

#### Marketing and labelling

Disclosure	Quantity	Units
No. of substantiated complaints on marketing and labelling*	None	#
No. of complaints addressed	None	#

*\*Substantiated complaints include complaints from customers that went through the organization's formal communication channels and grievance mechanisms as well as complaints that were lodged to and acted upon by government agencies.*

What is the impact and where does it occur? What is the organization's involvement in the impact?	Management Approach
---	---------------------

For 2021, there was no substantiated complaint on marketing and labelling. Thus, VITA was not exposed to legal, reputational, financial or operational risks.	VITA has Quality Assurance personnel to ensure not only the health and safety of its products but also to ensure that its products are properly packed and labelled.
<b>What are the Risk/s Identified?</b>	
Failure to properly pack and/or label the products may cause confusion, misinformation, and even contamination of products. Thus, VITA is exposed to legal, operational, financial and reputational risks.	
<b>What are the Opportunity/ies Identified?</b>	
Proper packing and labelling of the products avoid confusion, misinformation, contamination or food poisoning (chicken), thereby, reducing and even eliminating legal, operational, financial and reputational risks.	

#### Customer privacy

Disclosure	Quantity	Units
No. of substantiated complaints on customer privacy*		#
No. of complaints addressed		#
No. of customers, users and account holders whose information is used for secondary purposes		#

\*Substantiated complaints include complaints from customers that went through the organization's formal communication channels and grievance mechanisms as well as complaints that were lodged to and acted upon by government agencies.

<b>What is the impact and where does it occur? What is the organization's involvement in the impact?</b>	<b>Management Approach</b>
<i>Identify the impact and where it occurs (i.e., primary business operations and/or supply chain)</i>  <i>Indicate involvement in the impact (i.e., caused by the organization or linked to impacts through its business relationship)</i>	<i>What policies, commitments, goals and targets, responsibilities, resources, grievance mechanisms, and/or projects, programs, and initiatives do you have to manage the material topic?</i>
<b>What are the Risk/s Identified?</b>	<b>Management Approach</b>
<i>Identify risk/s related to material topic of the organization</i>	
<b>What are the Opportunity/ies Identified?</b>	<b>Management Approach</b>

Identify the opportunity/ies related to material topic of the organization	
--	--

#### Data Security

Disclosure	Quantity	Units
No. of data breaches, including leaks, thefts and losses of data	0	#

What is the impact and where does it occur? What is the organization's involvement in the impact?	Management Approach
For 2021, VITA did not experience data breach, leak, theft or even loss. All data regarding the its business operations, trade secrets, employees, suppliers, and customers are intact and secured. Since it was able to keep its data secured, its business operations and supply chain remained undisturbed and its business operations and supply chain were not exposed to legal, financial and operational risks.	VITA has an IT department in charge of maintaining the integrity and security of data stored electronically as well as the maintenance and security of all computers used by the employees. It has also developed a safe-keeping system of all its contracts, records, and important documents to protect the data in the said contracts, records or documents. Only those that have a "need" to access these documents may be allowed access to the said records, contracts, or documents and the information contained in those records, contracts or documents must be used only for a legitimate purpose.
What are the Risk/s Identified?	
Breach of data security exposes VITA, its directors, officers, and employees to legal, operational, financial and reputational risks.	
What are the Opportunity/ies Identified?	
Continuously keeping VITA's data safe and secured not only minimizes the legal, operational, financial and reputational risks of VITA, its directors, officers, and employees.	

## UN SUSTAINABLE DEVELOPMENT GOALS

### Product or Service Contribution to UN SDGs

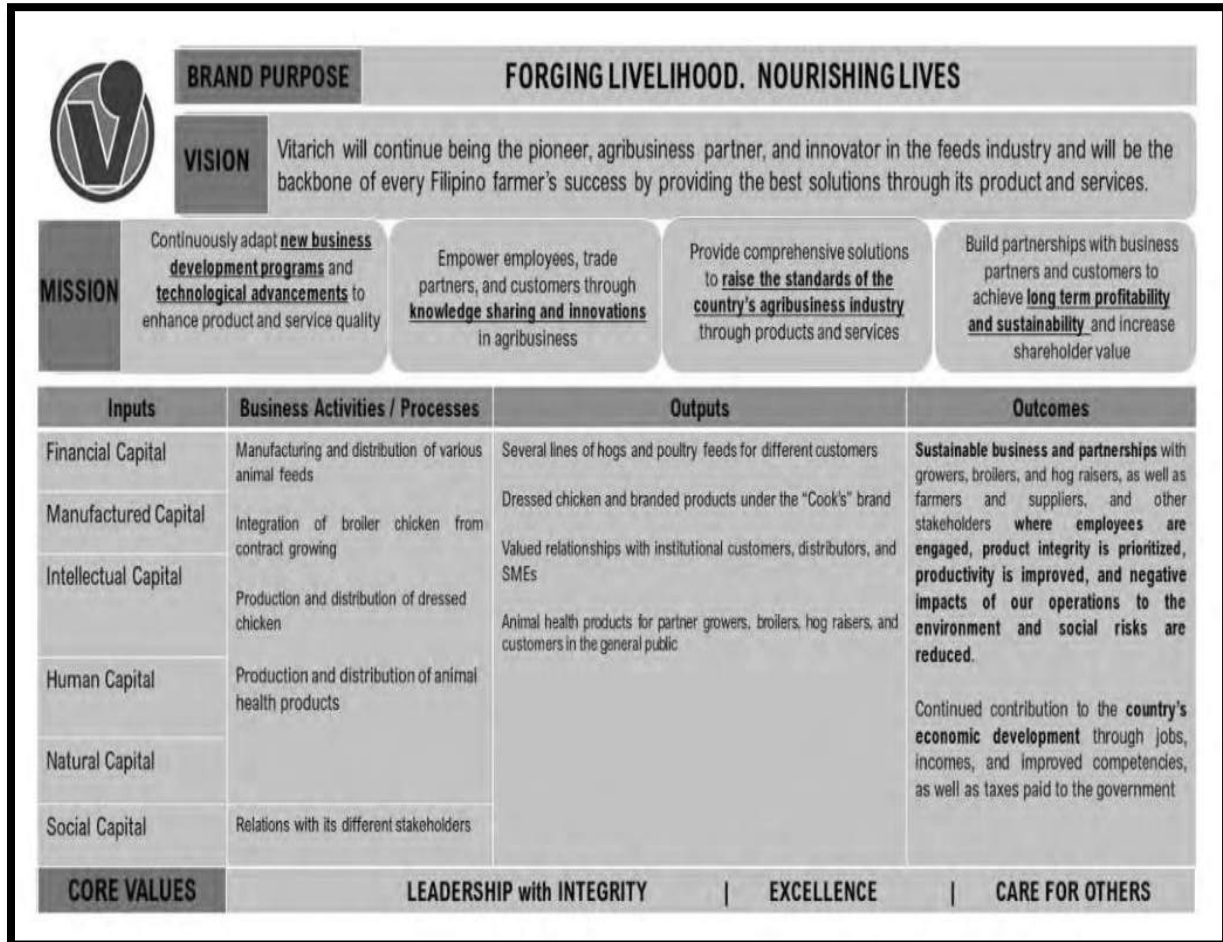
Key products and services and its contribution to sustainable development.

Key Products and Services	Societal Value / Contribution to UN SDGs	Potential Negative Impact of Contribution	Management Approach to Negative Impact
Animal Feeds	<b>SDG Goal 2: Zero Hunger</b>  1. Continuous provision of healthy and safe feeds for animals and foods for people. 2. Partnered with government in the latter's Pilipinas Kontra Gutom program. 3. Lifetime Profitable Partnerships with its business partners, suppliers, customers and employees.  <b>SDG Goal 8: Decent Work and Economic Growth</b>  1. Continued economic growth of VITA and contribution to its stakeholders' economic growth. 2. Job creation, competitive compensation packages, and career growth opportunities. 3. Full, productive, efficient, healthy and safe workplace. 4. Green Sanctuary program.  <b>SDG Goal 12: Responsible Production and Consumption</b>	1. Shortage of natural resources.  2. Waste generation.  3. Pollution.  4. Contribution to Climate Change.	As disclosed in the previous topics, VITA shall continue to operate within the parameters of law, regulations, its ECC and it shall continue to look for solutions to further reduce its contributions to pollution and climate change as well as to further reduce the wastes it generates/produces from its operations. It shall continue to regularly maintain and upgrade its equipment and facilities.
Animal Health Care			
Chicken			

	<ol style="list-style-type: none"> <li>1. Efficient use and management of natural resources.</li> <li>2. Compliance with environmental laws and regulations.</li> <li>3. Ongoing Solar Energy Project in Iloilo Feed Mill.</li> <li>4. Study on shifting to reusable woven sacks for feeds packaging.</li> <li>5. About 95% of procurement budget was spent on local suppliers.</li> </ol>		
--	--	--	--

*\* None/Not Applicable is not an acceptable answer. For holding companies, the services and products of its subsidiaries may be disclosed.*

# ANNEX “A”



# **ANNEX D**

## Interim Financial Statements for 1<sup>st</sup> Quarter 2022



# COVER SHEET

## for AUDITED FINANCIAL STATEMENTS

SEC Registration Number

0	0	0	0	0	0	2	1	1	3	4
---	---	---	---	---	---	---	---	---	---	---

### COMPANY NAME

V	I	T	A	R	I	C	H		C	O	R	P	O	R	A	T	I	O	N		A	N	D		S	U	B	S	I
D	I	A	R	I	E	S																							

### PRINCIPAL OFFICE (No. / Street / Barangay / City / Town / Province)

M	a	r	i	l	a	o	-	S	a	n		J	o	s	e		R	o	a	d	,		S	t	a	.		R	o
s	a		I	,		M	a	r	i	l	a	o	,		B	u	l	a	c	a	n								

Form Type

A	A	C	F	S
---	---	---	---	---

Department requiring the report

C	R	M	D
---	---	---	---

Secondary License Type, If Applicable

N	/	A	
---	---	---	--

### COMPANY INFORMATION

Company's Email Address	Company's Telephone Number	Mobile Number
agd@vitarich.com	(044) 843-3033	(0918) 848 2200
No. of Stockholders	Annual Meeting (Month / Day)	Fiscal Year (Month / Day)
4,121	Last Friday of June	December 31

### CONTACT PERSON INFORMATION

The designated contact person **MUST** be an Officer of the Corporation

Name of Contact Person	Email Address	Telephone Number/s	Mobile Number
Ms. Stephanie Nicole S. Garcia	nsg@vitarich.com	(044) 843-3033	(0918) 8482258

### CONTACT PERSON'S ADDRESS

Marilao-San Jose Road, Sta. Rosa I, Marilao, Bulacan
--

**NOTE 1** In case of death, resignation or cessation of office of the officer designated as contact person, such incident shall be reported to the Commission within thirty (30) calendar days from the occurrence thereof with information and complete contact details of the new contact person designated.

**2** All Boxes must be properly and completely filled-up. Failure to do so shall cause the delay in updating the corporation's records with the Commission and/or non-receipt of Notice of Deficiencies. Further, non-receipt of Notice of Deficiencies shall not excuse the corporation from liability for its deficiencies.

SECURITIES AND EXCHANGE COMMISSION

SEC FORM 17-Q

QUARTERLY REPORT PURSUANT TO SECTION 17 OF THE SECURITIES  
REGULATION CODE AND SRC RULE 17(2)(b) THEREUNDER

1. For the quarterly period ended **March 31, 2022**
2. Commission identification number **21134**
3. BIR Tax Identification No. **000-234-398**
4. Exact name of issuer as specified in its charter **VITARICH CORPORATION**
5. Province, country or other jurisdiction of incorporation or organization **BULACAN**
6. Industry Classification Code:  (SEC Use Only)
7. Address of issuer's principal office Postal Code  
**MARILAO-SAN JOSE ROAD, STA. ROSA I, MARILAO, BULACAN** **3019**
8. Issuer's telephone number, including area code  
**(+632) 8843-3033**
9. Former name, former address and former fiscal year, if changed since last report  
**N/A**
10. Securities registered pursuant to Sections 8 and 12 of the Code, or Sections 4 and 8 of the RSA  

Title of each Class	Number of shares of common stock outstanding and amount of debt outstanding
<b><u>Common Stock</u></b>	<b><u>3,054,334,014</u></b>
11. Are any or all of the securities listed on a Stock Exchange?  
Yes [☒] No [☐]  
If yes, state the name of such Stock Exchange and the class/es of securities listed therein:  
**Philippine Stock Exchange, Inc.** **Common**
12. Indicate by check mark whether the registrant:  
  - (a) has filed all reports required to be filed by Section 17 of the Code and SRC Rule 17 thereunder or Sections 11 of the RSA and RSA Rule 11(a)-1 thereunder, and Sections 26 and 141 of the Corporation Code of the Philippines, during the preceding twelve (12) months (or for such shorter period the registrant was required to file such reports)  
Yes [☒] No [☐]
  - (b) has been subject to such filing requirements for the past ninety (90) days.  
Yes [☐] No [☒]

Annex A

SEC Number 21134

File Number

VITARICH CORPORATION AND SUBSIDIARIES

(Company's Full Name)

Marilao- San Jose Road, Sta. Rosa. I. Marilao, Bulacan

(Company's Address)

(+632) 8843-30-33

(Telephone Number)

Quarterly Consolidated  
Unaudited Financial Statements

Form Type

Amendment Designation (If Applicable)

March 31, 2022

Period Ended Date

(Secondary License Type and File Number)

## **PART I – FINANCIAL INFORMATION**

### **Item 1 - Financial Statements**

The unaudited financial statements of Vitarich Corporation and its subsidiaries as at and for the period ended March 31, 2022 (with comparative figures as of December 31, 2021) and for the period ended March 31, 2021 and Selected Notes to Consolidated Financial Statements are filed as part of this form 17-Q as Annex "A"

### **Item 2 - Management's Discussion and Analysis of Financial Condition and Results of Operations**

The information required by Part III, Paragraph (A) (2) (B) of "Annex C" is attached hereto as Annex "B".

## **PART II – OTHER INFORMATION**

Vitarich Corporation and its subsidiaries may, at its option, report under this item any information not previously reported in a report on SEC Form 17-C. If disclosure of such information is made under this Part II, it need not be repeated in a report on Form 17-C, which would otherwise be required to be filed with respect to such information, or in a subsequent report on Form 17-Q.


## **SIGNATURES**

Pursuant to the requirements of the Securities Regulation Code, the registrant has duly caused this report to be signed on its behalf by the undersigned thereunto duly authorized.

Registrant – **VITARICH CORPORATION**

By:

  
**STEPHANIE NICOLE S. GARCIA**  
EVP, Corporate Management Services  
Director/ Treasurer

  
**ATTY. MARY CHRISTINE DABU-PEPITO**  
Assistant Corporate Secretary, Corporate  
Information Officer and Compliance Officer

## **MANAGEMENT'S DISCUSSION AND ANALYSIS OF FINANCIAL CONDITION AND RESULTS OF OPERATIONS**

Vitarich Corporation (the Company) was incorporated in the Philippines and registered with the Securities and Exchange Commission (SEC) on July 31, 1962 to engage primarily in manufacturing and selling of feeds and livestock. On July 23, 2018, the SEC approved the extension of its corporate life to perpetual existence. The Company's shares of stock were registered with the Philippine Stock Exchange on February 8, 1995.

On October 16, 2013, the SEC approved the Company's increase in authorized capital stock to ₱3.5 billion and the conversion of Company debts amounting to ₱2.4 billion to Kormasinc, Inc. (Kormasinc) into equity at 1 share of common stock for every ₱1.00 debt. Of the converted debt, ₱90.0 million was applied as payment for 90,030,236 shares from unissued shares and ₱2.3 billion was applied as payment for additional shares from the increase in authorized capital.

With the debt-to-equity conversion and significant improvement in the Company's operations, the Regional Trial Court of Malolos, Bulacan (the Rehabilitation Court) approved the Company's exit from Corporate Rehabilitation on September 16, 2016.

On December 22, 2017, the SEC approved the debt-to-equity conversion of the remaining payable of ₱407.1 million to Kormasinc at ₱1.52 a share increasing Kormasinc's ownership interest from 69.20% to 71.90%.

On June 30, 2017, the Company's stockholders approved the Company's plan to undergo a Quasi-reorganization. The Company reduced the par value of the Company share and the existing additional paid-in capital and outstanding revaluation surplus was applied to eliminate the Company deficit of ₱2.2 billion as at December 31, 2017.

On July 11, 2018, the SEC approved the change in par value which resulted to a decrease in the capital stock of the Company from ₱3.5 billion divided into 3.5 billion shares with par value of ₱1.00 each to ₱1.33 billion divided into 3.5 billion shares with the par value of ₱0.38 each. The reduction in par value resulted to recognition of additional paid in capital amounting to ₱1.9 billion. On July 18, 2018, the Company received the Certificate of Approval of Equity Restructuring to wipe out the deficit as of December 31, 2017 in the amount of ₱2.3 billion against the additional paid in capital of ₱2.3 billion.

On July 26, 2017, the Board of Directors (BOD) and Stockholders of Philippines Favorite Chicken, Inc. (PFCI) approved the shortening of the corporate life of PFCI until March 31, 2019. PFCI which ceased operations since 2005, was placed under the liquidation process. The Company deconsolidated PFCI and recognized a gain of ₱28.2 million on deconsolidation.

On May 31, 2018, the SEC approved the shortening of the corporate life of Gromax, Inc. (Gromax) until November 10, 2019. Gromax ceased operations since 2015. The Company recognized an impairment loss of ₱7.4 million which pertains to assets that are no longer recoverable.

On October 27, 2021, Vitarich's Board of Directors approved the terms of the Memorandum of Understanding ("MOU") between Vitarich and Luzon Agriventure Inc. ("LAVI") for the acquisition of shares owned and held by LAVI in Barbatos Ventures Corporation ("BVC"), a private domestic corporation engaged, among others, in poultry production as well as in the processing, raising and breeding of chickens and similar stocks. After the execution of the MOU on October 28, 2021, due diligence was conducted via external audit by MG Madrid & Company as of September 30, 2021, upon which BVC's valuation was based. Based on said due diligence, BVC's actual results of operations in October and November and the projections for December 2021 will result in neutral Net Asset Value. As such, LAVI agreed to absolutely, unconditionally and irrevocably assign and transfer all its rights, title, and interest in BVC for a

consideration of ₱1.00 in favor of Vitarich. On December 16, 2021, the Corporation's Board of Directors approved the acquisition of 100% of the outstanding capital stock of BVC from LAVI for a consideration of ₱1.00. Beginning January 1, 2022, BVC operated as Vitarich's wholly-owned subsidiary. Issuance and transfer of BVC shares of stock were duly completed also on January 2022.

The registered principal place of business of the Company is located at Marilao-San Jose Road, Sta. Rosa I, Marilao, Bulacan. The Company has operating offices in Luzon, Iloilo and Davao, and maintains satellite offices in Southern Philippines.

## **Results of Operations**

Vitarich Corporation revenues continued to reach new highs, surpassing the P2 billion mark, an unprecedented achievement in the context of global market challenges that impacted on our business. Revenues reached P2.6 billion, an increase of 19% as compared to P2.2 billion in 1Q 2021.

Cost of goods increased 30% to P2.4 billion in relation to higher sales volume and prices of raw materials such as wheat, soybean, and corn which rose by an average of 29% compared to the prior year. As a result, margins came in softer-than-expected.

Gross profit was P241.8 million, lower by 35% from a year ago, while operating income stood at P74.2 million, down from P246.8 million in 1Q 2021.

Operating expenses were at 7% of revenues, up by 31% as compared to same period of last year largely because of significantly higher fuel cost.

Net income was P40.8 million with earnings per share of P0.013.

“While we are pleased with our top-line development particularly volume growth, we remain focused and committed to achieving our profitability goals. We have several initiatives underway for further cost efficiencies and strategic projects, in the near and long term, to significantly improve our return to shareholders.”

## **Segment Highlights**

The Feeds segment, which accounted for 41% of total revenues, was up 14% over three months to P1.1 billion. The business enjoyed higher volumes of 2% for commercial and tie-up customers combined and increase in average selling price by 12%. The decrease in gross margin was due to continuous appreciation of raw material prices. The Feeds segment produces and markets animal feeds, health and nutritional products and supplements to various distributors, dealers, and end users nationwide.

The Foods segment, which accounted for 54% of total revenues, registered a 54% increase to P1.4 billion. The business benefitted from a 63%% increase in volume despite of higher raw material cost. The Food segment sells chicken broilers to HRI customers, supermarkets, and wet markets.

The Farms segment, which accounted for the remaining 5% of revenues, went down by 64% as compared to same period of last year. Fair value adjustments on biological assets amounting to P16 million was recognized as part of revenues and P41.9 million as part of cost of goods.

PHP millions, except per share data

	3M 2022	3M 2021	Change	3M 2020	Change
Revenues	2,617.3	2,207.1	19%	2,337.9	12%
Operating income	74.2	246.8	-70%	150.7	-51%
Net income	40.8	186.5	-78%	93.1	-56%
EPS	0.013	0.061	-79%	0.030	-57%
EBITDA	90.9	272.2	-67%	155.4	-41%

## ABOUT VITARICH CORPORATION

Vitarich Corporation (PSE: VITA) is a pioneer, agribusiness partner, and leader in the animal feeds industry in the Philippines since 1950. Recognized with international standards for sanitation, food safety, and quality, VITA operates in three primary industry segments: feeds, foods, and farms—forging livelihoods and nourishing lives. For more information, visit [www.vitarich.com](http://www.vitarich.com) or contact [ir@vitarich.com](mailto:ir@vitarich.com)

## Subsidiaries:

**Barbatos Ventures Corporation (BVC)** is a private domestic corporation engaged, among others, in poultry production as well as in the processing, raising and breeding of chickens and similar stocks. Beginning January 1, 2022, BVC operated as Vitarich’s wholly-owned subsidiary.

**Gromax, Inc.** is a wholly owned subsidiary of the Company which started commercial operation in January 1996. Previously, Gromax was a division of the Company, which was spun off to a separate entity. Gromax was registered with SEC on November 10, 1995.

Effective April 1, 2015 the operations of Gromax, manufacturing animal health and nutritional feeds, was reintegrated into the Company. Specialty feeds supplement the product offering of animal feeds produced by the Company. Pursuant to the reintegration, Gromax transferred all its employees to the Company. Retirement benefits accruing to these employees were transferred accordingly.

On May 31, 2018, the SEC approved the shortening of the corporate life of Gromax until November 10, 2019. Gromax Inc. has ceased operations since 2015. The Company recognized an impairment loss of 7.4 million which pertains to assets that are no longer recoverable.

**Philippine’s Favorite Chicken Inc. (PFCI)**, one of the subsidiaries of the Company, entered into distribution agreements in 1995 with America’s Favorite Chicken Company (AFC), a company that operates the Texas Chicken and Popeye’s Chicken restaurants in the United States. Under these distribution agreements, PFCI will distribute the paper goods, restaurant supplies, equipment, and food products to Texas Manok Atbp. Inc. (TMA). The latter corporation, which is owned by the Sarmiento family, in turn, entered into a development and franchise agreement with AFC. Under the development agreement between TMA and AFC, PFCI was granted the exclusive right to develop an aggregate of fifty (50) Texas Chicken and fifty (50) Popeye’s Chicken restaurants in the Philippines in consideration for territorial and franchise fees payable to AFC as stipulated in the agreements. In addition, a 5% percent royalty fee based on sales is assessed for each franchised restaurant. This royalty is being paid by TMA, the operator of the restaurant. The franchise agreement allows the PFCI to use the Texas Chicken and Popeye’s Chicken trade names, service marks, logos, food formulae and recipes, and other exclusive rights to the proprietary Texas and Popeye’s Chicken System.

The development of the restaurants is scheduled over a period of seven years starting in 1995 for Texas Chicken and 1996 for Popeye’s. The franchise agreement shall be for a period of ten (10) years for each

restaurant unit, renewable for four additional periods of five years each, at the option of the franchisee. However, PFCI, in 2000, lost its right to develop Popeye's Chicken in the Philippines.

On October 1, 1998, the Board of Directors of PFCI approved the conversion into equity of the advances of Vitarich Corporation to PFCI amounting to 165 million to be applied to its unpaid subscriptions and for additional shares of stock of PFCI. Out of the 165 million advances to be converted into equity, 25 million was applied to Vitarich's unpaid subscription while the remaining 140 million was shown under Deposit on Future Stock Subscriptions account pending the approval from the SEC of the conversion.

In 2003, PFCI reverted the investment in shares of stock in PFCI to Advances to subsidiaries amounting to 140 million, as the BOD of PFCI decided not to pursue its application with the SEC to convert into equity the advances received from Vitarich. PFCI initially recorded the transaction as an increase in investment in shares of stock in PFCI and a decrease in advances to subsidiaries when the BOD of PFCI approved the proposed conversion in 1998.

AFC unilaterally terminated its development and franchise agreements with PFCI in 2001. As a result, in August 2001, PFCI and TMA filed a case against AFC and some of AFC's officers, such as Tom Johnson, Anthony Pavese and Loreta Sassen, among others, for undue termination of the development and franchise agreements with the Regional Trial Court of Pasig City, docketed as Civil Case No. 68583. The case called for injunction, specific performance, sum of money, and damages against AFC and some of its officers.

In connection with such legal action, in 2001, PFCI recognized as claims receivable, as of December 31, 2001, certain losses arising from the closure of certain Texas Chicken restaurants and legal fees incurred relating to the case filed against AFC. Losses recognized as claims receivable include, among others, the loss on write-off of leasehold and building improvements relating to the closed stores. The total amount recognized as claims receivable (presented as part of Other Non-current Assets account in the condensed interim consolidated balance sheets) totaled 23.2 million as of December 31, 2001.

The Regional Trial Court of Pasig City, in a decision dated April 3, 2002, approved the issuance of a preliminary writ of attachment on the properties of AFC in the Philippines upon posting of PFCI and TMA of a bond amounting to 100 million. Management believed that this case would be settled in favor of PFCI and TMA.

On September 24, 2003, the trial court granted the Motion to Dismiss filed by two of the defendants. PFCI, in turn, filed a Motion for Partial Reconsideration of the order. Moreover, AFC has filed a Petition for Certiorari before the Court of Appeals assailing the validity of the trial court previously issued writ of attachment.

On December 22, 2004, the parties have entered into a compromise agreement for the settlement of the case of which the parties have filed a joint motion to dismiss before the Regional Trial Court of Pasig City, Branch 152.

On March 4, 2005, the Regional Trial Court of Pasig City, Branch 152 had approved the Joint Motion to Dismiss filed by the parties based on the Compromise Agreement entered into by them, thus, putting an end to the case.

In 2005, PFCI discontinued operations of its Texas Manok's Restaurants. Accordingly, it terminated all its employees and provided full valuation allowances on all its remaining assets. On July 26, 2017, the BOD and Stockholders of PFCI approved the shortening of the corporate life of PFCI until March 31, 2019. PFCI which ceased operations since 2005 and was placed under the liquidation process. The Company deconsolidated PFCI and recognized a gain of 28.2 million on deconsolidation.



## Financial Condition

Unaudited balance sheet as at March 31, 2022 vs. audited December 31, 2021

The Company's consolidated total assets as at March 31, 2022 is at ₦4,520 million higher than December 31, 2021 level of ₦4,135 million. Total current assets increased from ₦2,100 million as at December 31, 2021 to ₦2,471 million as at March 31, 2022 primarily because of high inventories.

Cash balance decreased to ₦196 million as at March 31, 2022 from ₦230 million as at December 31, 2021, as we updated payment to some major suppliers and business partners.

Trade and other receivables accounts went down to ₦759 million as at March 31, 2022 from ₦902 million as at December 31, 2021, because of improved collection efficiency and higher COD sales.

Inventories amounting to ₦967 million as at March 31, 2022 increased from ₦675 million as at December 31, 2021. This was attributed to continuous higher raw material prices in the market, and increased feeds volume requirements.

Other current assets of ₦549 million as at March 31, 2022 was increased as compared to ₦292 million as at December 31, 2021, mainly due to higher advances to suppliers related to importation of raw materials. Other non-current assets decreased by ₦33.7 million as compared to ₦35.1 million as at December 31, 2021, related to amortization of computer software.

Total current liabilities as at March 31, 2022 amounted to ₦2,520 million, higher by 19% as compared to its balance as at December 31, 2021, due to higher inventories.

Stockholders' equity increased from ₦1,617 million to ₦1,658 million, related to three months net income posted.

**The Corporation's top four (4) key performance indicators are described as follows:**

	Unaudited March 2022	Unaudited March 2021
Revenue (₦ million)		
Sale of goods	₦2,601	₦2,003
Fair value adjustment on biological assets	16	204
Cost Contribution (₦ million)		
Cost of goods sold	2,334	1,648
Fair value adjustment on biological assets	42	184
Gross Profit Rate (%)	9%	17%
Operating Income (₦ million)	74	247

### 1) Sales Volume, Price, and Revenue Growth

Consolidated revenue composed of feeds, day old chicks, chicken, and animal health products sales amounted to ₦2,601 million for the three months period ended March 31, 2022, which is higher from the same period of last year by ₦598 million, mainly because of increased sales volume and feeds selling price. Fair value adjustments on biological assets are ₦16 million as at March 31, 2022.

2) Cost Contribution

This measures the cost efficiency of the products and trend of raw materials prices, particularly importations wherein there are foreign exchange exposures. Costs are analyzed on a regular basis for management's better strategic decision in cost reduction and efficiency measures.

3) Gross Profit Rate

The review is done on a regular basis to check if the targets are being met based on the forecasted gross profit rate. This is being done on a regular basis for proper and immediate action.

4) Operating Margin

This is the result after operating expenses are deducted. Review of operating expenses is performed on a regular basis. These are being analyzed and compared against budget, last month and previous years, to ensure that cost reduction measures are being met and implemented.

---

**VITARICH CORPORATION AND SUBSIDIARIES**  
**INTERIM CONSOLIDATED STATEMENTS OF FINANCIAL POSITION**

---

	<b>Unaudited March 2022</b>	<b>Audited December 2021</b>
<b>ASSETS</b>		
<b>Current Assets</b>		
Cash (Note 6)	<b>₱195,800,197</b>	₱230,015,919
Trade and other receivables (Note 7)	<b>759,415,977</b>	902,390,653
Inventories and livestock (Note 8)	<b>966,951,902</b>	675,486,067
Other current assets (Note 9)	<b>548,779,487</b>	291,732,449
<b>Total Current Assets</b>	<b>2,470,947,563</b>	2,099,625,088
<b>Noncurrent Assets</b>		
Receivable from insurance (Note 10)	<b>70,203,810</b>	70,203,810
Property, plant and equipment - net (Note 11)		
At revalued amount	<b>871,770,872</b>	872,012,237
At cost	<b>39,799,445</b>	45,981,165
Investment properties (Note 12)	<b>979,920,644</b>	973,432,752
Right-of-use assets (Note 13)	<b>54,095,552</b>	38,921,635
Other noncurrent assets (Note 13)	<b>33,668,828</b>	35,120,487

<b>Total Noncurrent Assets</b>	<b>2,049,459,151</b>	2,035,672,086
<b>TOTAL ASSETS</b>	<b>₱4,520,406,714</b>	₱4,135,297,174
<b>LIABILITIES AND EQUITY</b>		
<b>Current Liabilities</b>		
Trade and other payables (Note 14)	<b>₱1,961,917,170</b>	₱1,692,447,486
Loans payable (Note 15)	<b>541,038,592</b>	406,754,258
Current portion of lease liabilities (Note 27)	<b>17,123,987</b>	17,808,894
<b>Total Current Liabilities</b>	<b>2,520,079,749</b>	2,117,010,638
<b>Noncurrent Liabilities</b>		
Loans payable - net of current portion (Note 15)	<b>43,437,500</b>	98,297,470
Cash bond deposits (Note 16)	<b>51,051,591</b>	48,052,089
Lease liabilities - net of current portion (Note 27)	<b>23,316,602</b>	24,196,376
Net retirement liability (Note 22)	<b>168,116,330</b>	166,461,260
Deferred tax liabilities - net (Note 23)	<b>56,468,231</b>	64,180,551
<b>Total Noncurrent Liabilities</b>	<b>342,390,254</b>	401,187,746
<b>Total Liabilities</b>	<b>2,862,470,003</b>	2,518,198,384
<b>Equity</b>		
Capital stock (Note 25)	<b>1,160,646,925</b>	1,160,646,925
Additional paid-in capital (Note 1)	<b>1,470,859</b>	1,470,859
Retained earnings	<b>175,859,643</b>	135,021,722
Other comprehensive income (Notes 11, 22 and 25)	<b>319,959,284</b>	319,959,284
<b>Total Equity</b>	<b>1,657,936,711</b>	1,617,098,790
<b>TOTAL LIABILITIES AND EQUITY</b>	<b>₱4,520,406,714</b>	₱4,135,297,174

*See accompanying Notes to Consolidated Financial Statements.*

**VITARICH CORPORATION AND SUBSIDIARIES**  
**INTERIM CONSOLIDATED STATEMENTS OF COMPREHENSIVE INCOME**

	<b>For the Three Months Ended</b>	
	<b>Unaudited Jan-Mar 2022</b>	<b>Unaudited Jan-Mar 2021</b>
<b>REVENUE</b>		
Sale of goods, net of discount (Notes 17 and 24)	<b>₱2,601,250,325</b>	₱2,003,345,077
Fair value adjustment on biological assets (Notes 4 and 17)	<b>16,056,152</b>	203,800,256
	<b>2,617,306,477</b>	2,207,145,333
<b>COST OF GOODS SOLD</b>		
Cost of goods sold (Note 18)	<b>(2,333,633,724)</b>	(1,648,509,808)
Fair value adjustment on biological assets (Notes 4 and 17)	<b>(41,887,412)</b>	(184,301,928)
	<b>(2,375,521,136)</b>	(1,832,811,736)
<b>GROSS PROFIT</b>	<b>241,785,341</b>	374,333,597
Operating expenses (Note 19)	<b>(177,537,168)</b>	(135,128,249)
Other operating income (Note 20)	<b>9,946,566</b>	7,632,536
	<b>(167,590,602)</b>	(127,495,713)
<b>OPERATING PROFIT</b>	<b>74,194,739</b>	246,837,884
<b>OTHER INCOME (EXPENSES)</b>		
Interest expense (Notes 15, and 27)	<b>(9,529,461)</b>	(5,131,394)
Interest income (Notes 6 and 7)	<b>612,683</b>	51,962
Other charges - net (Note 21)	<b>(9,523,362)</b>	(2,816,831)
	<b>(18,440,140)</b>	(7,896,263)
<b>INCOME BEFORE INCOME TAX</b>	<b>55,754,599</b>	238,941,621
<b>PROVISION FOR (BENEFIT FROM) INCOME TAX (Note 23)</b>		
Current	<b>22,628,998</b>	60,050,627
Deferred	<b>(7,712,320)</b>	(7,631,775)
	<b>14,916,678</b>	52,418,852
<b>NET INCOME</b>	<b>40,837,921</b>	186,522,769
<b>OTHER COMPREHENSIVE INCOME (LOSS)</b>		
<i>Items not to be reclassified to profit or loss:</i>		
Actuarial gain (loss) - net of deferred income tax (Note 22)	—	—
Revaluation increase on property, plant and equipment - net of deferred income tax (Note 11)	—	—
	—	—
<b>TOTAL COMPREHENSIVE INCOME</b>	<b>₱40,837,921</b>	<b>₱186,522,769</b>
<b>EARNINGS PER SHARE - BASIC AND DILUTED</b> (Note 26)	<b>₱0.013</b>	<b>₱0.061</b>

*See accompanying Notes to Consolidated Financial Statements*

**VITARICH CORPORATION AND SUBSIDIARIES**
**INTERIM CONSOLIDATED STATEMENTS OF CHANGES IN EQUITY  
FOR THE PERIOD ENDED MARCH 31, 2022, MARCH 31, 2021 AND DECEMBER 31, 2021**

	Capital Stock (Note 25)	Additional Paid-in Capital (Note 1)	Retained Earnings	Other Comprehensive Income (Notes 11, 22 and 25)	Total
Balances at December 31, 2021	<b>₱1,160,646,925</b>	<b>₱1,470,859</b>	<b>₱135,021,722</b>	<b>₱319,959,284</b>	<b>₱1,617,098,790</b>
Net income	—	—	<b>40,837,921</b>	—	<b>40,837,921</b>
Other comprehensive income	—	—	—	—	—
Total comprehensive income	—	—	<b>40,837,921</b>	—	<b>40,837,921</b>
Balances at March 31, 2022	<b>₱1,160,646,925</b>	<b>₱1,470,859</b>	<b>₱175,859,643</b>	<b>₱319,959,284</b>	<b>₱1,657,936,711</b>

	Capital Stock (Note 25)	Additional Paid-in Capital (Note 1)	Retained Earnings	Other Comprehensive Income (Notes 11, 22 and 25)	Total
Balances at December 31, 2020	<b>₱1,160,646,925</b>	<b>₱1,470,859</b>	<b>₱186,235,489</b>	<b>₱318,948,233</b>	<b>₱1,667,301,506</b>
Net income			<b>186,522,769</b>		<b>186,522,769</b>
Transfer to retained earnings of revaluation reserve realized through Depreciation, net of deferred income tax	—	—	<b>2,156,936</b>	—	<b>2,156,936</b>
Transfer to retained earnings (deficit) of revaluation reserve realized through depreciation, net of deferred income tax	—	—	—	<b>(2,156,936)</b>	<b>(2,156,936)</b>
Total comprehensive income	—	—	<b>188,679,705</b>	<b>(2,156,936)</b>	<b>186,522,769</b>
Balances at March 31, 2021	<b>₱1,160,646,925</b>	<b>₱1,470,859</b>	<b>₱374,915,194</b>	<b>₱316,791,297</b>	<b>₱1,853,824,275</b>

	Capital Stock (Note 25)	Additional Paid-in Capital (Note 1)	Retained Earnings	Other Comprehensive Income (Notes 11, 22 and 25)	Total
Balances at December 31, 2020	1,160,646,925	1,470,859	41,157,542	318,948,233	1,522,223,559
Net income	–	–	89,411,614	–	89,441,614
Other comprehensive loss	–	–	–	5,433,617	5,433,617
Total comprehensive income	–	–	89,411,614	5,433,617	94,875,231
Transfer to retained earnings of revaluation reserve realized through depreciation, net of deferred income tax (Note 11)	–	–	4,422,566	(4,422,566)	–
Balances at December 31, 2021	₱1,160,646,925	₱1,470,859	₱135,021,722	₱319,959,284	₱1,617,098,790

**VITARICH CORPORATION AND SUBSIDIARIES**  
**INTERIM CONSOLIDATED STATEMENTS OF CASH FLOWS**

	<b>For the Three Months Ended</b>	
	<b>Unaudited March 2022</b>	<b>Unaudited March 2021</b>
<b>CASH FLOWS FROM OPERATING ACTIVITIES</b>		
Income before income tax	<b>₱55,754,599</b>	₱238,941,621
Adjustments for:		
Depreciation and amortization (Notes 11, 13 and 19)	<b>25,624,287</b>	28,174,755
Interest expense (Notes 15 and 27)	<b>9,529,461</b>	5,131,394
Gain on fair value of biological assets (Note 17)	<b>(25,831,260)</b>	(19,498,328)
Retirement benefit expense (Note 22)	<b>1,766,000</b>	1,149,695
Impairment loss on trade and other receivables	<b>–</b>	2,147,242
Loss (gain) on disposal of property, plant and equipment (Notes 11, and 21)	<b>1,048,745</b>	–
Interest income (Notes 6 and 7)	<b>(612,683)</b>	(51,962)
Operating income before working capital changes	<b>67,279,149</b>	255,994,417
Decrease (increase) in:		
Trade and other receivables	<b>143,577,529</b>	117,647,981
Inventories and livestock	<b>(265,634,575)</b>	(31,143,342)
Other current assets	<b>(257,047,038)</b>	7,017,843
Other noncurrent assets related to operations	<b>(19,341,175)</b>	12,710
Increase (decrease) in:		
Trade and other payables	<b>269,469,684</b>	(189,163,984)
Cash bond deposits	<b>2,999,502</b>	1,563,377
Lease liability	<b>3,777,830</b>	–
Net cash generated from operations	<b>(54,919,095)</b>	161,929,002
Income tax paid	<b>(22,628,999)</b>	(53,904,506)
Retirement benefits paid (Note 22)	<b>(110,930)</b>	(574,111)
Interest received	<b>9,831</b>	51,962
Net cash provided by (used in) operating activities	<b>(77,649,191)</b>	107,502,347
<b>CASH FLOWS FROM INVESTING ACTIVITIES</b>		
Acquisitions of:		
Property, plant and equipment (Note 11)	<b>(14,862,860)</b>	(7,172,575)
Investment properties (Note 12)	<b>(6,487,892)</b>	(4,267,259)
Proceeds from sale of property, plant and equipment	<b>231,830</b>	–
Net cash used in investing activities	<b>(21,118,922)</b>	(11,439,834)
<b>CASH FLOWS FROM FINANCING ACTIVITIES</b>		
Availment of loans (Note 15)	<b>310,538,031</b>	36,714,384
Payments of loans (Note 15)	<b>(231,113,667)</b>	(93,101,386)
Interest paid	<b>(9,529,461)</b>	(5,131,394)
Payments of principal lease liabilities (Note 27)	<b>(5,342,511)</b>	(4,241,724)
Net cash provided by (used in) financing activities	<b>64,552,392</b>	(65,760,120)
<b>NET INCREASE (DECREASE) IN CASH</b>	<b>(34,215,722)</b>	30,302,393
<b>CASH AT BEGINNING OF YEAR</b>	<b>230,015,919</b>	177,304,767
<b>CASH AT END OF YEAR</b>	<b>₱195,800,197</b>	₱207,607,160

*See accompanying Notes to Consolidated Financial Statements*

# VITARICH CORPORATION AND SUBSIDIARIES

---

## NOTES TO INTERIM CONSOLIDATED FINANCIAL STATEMENTS

---

### 1. Corporate Information

Vitarich Corporation (the Parent Company) was incorporated in the Philippines and registered with the Securities and Exchange Commission (SEC) on July 31, 1962 to engage primarily in manufacturing, growing and selling of feeds and livestock. The Parent Company's shares of stock were registered with the Philippine Stock Exchange on February 8, 1995.

The subsidiaries of the Parent Company are as follows:

	Line of Business	Percentage	
		2022	2021
Barbatos Ventures Corporation	Manufacturing	100%	—
Gromax, Inc. (Gromax)*	Manufacturing	100%	100%
Philippines Favorite Chicken, Inc. (PFCI)**	Distributor	—	—

\*Ceased operations in 2015

\*\*Ceased operations in 2005 and deconsolidated in 2017

The Parent Company and its subsidiaries are collectively referred herein as “the Company”.

On October 16, 2013, the SEC approved the Parent Company's increase in authorized capital stock to ₱3.5 billion and the conversion of Parent Company debts amounting to ₱2.4 billion to Kormasinc, Inc. (Kormasinc) into equity at one share of common stock for every ₱1.00 debt. Of the converted debt, ₱90.0 million was applied as payment for 90,030,236 shares from unissued shares and ₱2.3 billion was applied as payment for additional shares from the increase in authorized capital.

With the debt to equity conversion and significant improvement in the Parent Company's operations, the Regional Trial Court of Malolos, Bulacan (the Rehabilitation Court) approved the Parent Company's exit from corporate rehabilitation on September 16, 2016.

On December 22, 2017, the SEC approved the debt to equity conversion of the remaining payable of ₱407.1 million to Kormasinc at ₱1.52 a share increasing Kormasinc's ownership interest from 69.20% to 71.90% (see Note 25).

On June 30, 2017, the Parent Company's stockholders approved the Parent Company's plan to undergo a quasi-reorganization. The Parent Company reduced the par value of the Parent Company's shares and the existing additional paid-in capital and outstanding revaluation surplus was applied to eliminate the Parent Company's deficit of ₱2.2 billion as at December 31, 2017.

On July 11, 2018, the SEC approved the change in par value which resulted to a decrease in the capital stock of the Parent Company from ₱3.5 billion divided into 3.5 billion shares with par value of ₱1.00 each to ₱1.3 billion divided into 3.5 billion shares with par value of ₱0.38 each. The reduction in par value resulted to recognition of additional paid-in capital of ₱1.9 billion. On July 18, 2018, the Parent Company received the Certificate of Approval of Equity Restructuring to wipe out the deficit as of December 31, 2017 in the amount of ₱2.3 billion against the additional paid in capital of ₱2.3 billion.

On May 31, 2018, the SEC approved the shortening of the corporate life of Gromax until November 10, 2019. Gromax ceased operations since 2015. In 2018, the Company recognized an impairment loss of ₱7.4 million which pertains to assets that are no longer recoverable.



On October 27, 2021, Vitarich's Board of Directors approved the terms of the Memorandum of Understanding ("MOU") between Vitarich and Luzon Agriventure Inc. ("LAVI") for the acquisition of shares owned and held by LAVI in Barbatos Ventures Corporation ("BVC"), a private domestic corporation engaged, among others, in poultry production as well as in the processing, raising and breeding of chickens and similar stocks. After the execution of the MOU on October 28, 2021, due diligence was conducted via external audit by MG Madrid & Company as of September 30, 2021, upon which BVC's valuation was based. Based on said due diligence, BVC's actual results of operations in October and November and the projections for December 2021 will result in neutral Net Asset Value. As such, LAVI agreed to absolutely, unconditionally and irrevocably assign and transfer all its rights, title, and interest in BVC for a consideration of P1.00 in favor of Vitarich. On December 16, 2021, the Corporation's Board of Directors approved the acquisition of 100% of the outstanding capital stock of BVC from LAVI for a consideration of P1.00. Beginning January 1, 2022, BVC operated as Vitarich's wholly-owned subsidiary. Issuance and transfer of BVC shares of stock were duly completed also on January 2022.

As at March 31, 2022 and December 31, 2021, Kormasinc ownership interest is at 48.47%.

The registered principal place of business of the Parent Company is located at Marilao-San Jose Road, Sta. Rosa I, Marilao, Bulacan. The Parent Company has operating offices in Luzon, Iloilo and Davao, and maintains satellite offices in southern Philippines.

The interim consolidated financial statements were authorized for issue by the Board of Directors (BOD) on May 11, 2022.

---

## 2. **Summary of Significant Accounting Policies**

### Basis of Preparation

The interim consolidated financial statements have been prepared on a going concern basis. All amounts are stated at historical cost, except for property, plant and equipment (excluding transportation equipment and construction in-progress) which are stated at revalued amount, and investment properties and biological assets which are stated at fair value.

The interim consolidated financial statements of the Company are presented in Philippine Peso, the Company's functional and presentational currency. All values represent absolute amounts except when otherwise stated.

### Statement of Compliance

The accompanying interim consolidated financial statements have been prepared in compliance with Philippine Financial Reporting Standards (PFRSs) issued by the Philippine Financial Reporting Standards Council (FRSC) as approved by the Financial Reporting Standards Council (FRSC) and Board of Accountancy (BOA) and adopted by the SEC. This financial reporting framework includes all applicable PFRSs, Philippine Accounting Standards (PAS), interpretations from the International Financial Reporting Interpretations Committee (IFRIC), Philippine Interpretations Committee (PIC) and Standing Interpretations Committee (SIC), and SEC provisions.

### Basis of Consolidation

The interim consolidated financial statements comprise the financial statements of the Parent Company and its subsidiaries as at December 31 of each reporting date. Control is achieved when the Parent Company is exposed, or has rights, to variable returns from its involvement with the investee and has the ability to affect those returns through its power over the investee. Specifically, the Parent Company controls an investee if, and only if, it has:

- Power over the investee (i.e., existing rights that give it the current ability to direct the relevant

activities of the investee);

- Exposure, or rights, to variable returns from its involvement with the investee; and
- The ability to use its power over the investee to affect its returns.

Generally, there is a presumption that a majority of voting rights results in control. To support this presumption and when the Parent Company has less than a majority of the voting or similar rights of an investee, it considers all relevant facts and circumstances in assessing whether it has power over an investee, including:

- The contractual arrangement(s) with the other vote holders of the investee;
- Rights arising from other contractual arrangements; or
- The Parent Company's voting rights and potential voting rights.

The Company reassesses whether or not it controls an investee if facts and circumstances indicate that there are changes to one or more of the three elements of control. Consolidation of a subsidiary begins from the date of acquisition, being the date when the Parent Company obtains control over the subsidiary, and ceases when the Parent Company loses control of the subsidiary. Assets, liabilities, income and expenses of a subsidiary acquired or disposed of during the year are included in the consolidated financial statements from the date the Parent Company gains control until the date it ceases to control the subsidiary.

Profit or loss and each component of other comprehensive income (OCI) are attributed to the equity holders of the Parent Company and to the noncontrolling interests, even if this results in the noncontrolling interests having a deficit balance.

A change in the ownership interest of a subsidiary, without a loss of control, is considered as an acquisition or disposal of noncontrolling interest and is accounted for as an equity transaction. The difference between the amount by which the noncontrolling interest is adjusted and the fair value of the consideration paid or received is recorded directly in equity.

If the Company loses control over a subsidiary, it derecognizes the related assets (including goodwill), liabilities, noncontrolling interest and other components of equity, while any resulting gain or loss is recognized in profit or loss. Any investment retained is recognized at fair value.

The financial statements of the subsidiaries are prepared for the same reporting period as the Parent Company, using consistent accounting policies. All intra-group balances, transactions and gains and losses resulting from intra-group transactions and dividends are eliminated in full during consolidation.

#### Business Combinations

Business combinations are accounted for using the acquisition method. The cost of an acquisition is measured as the aggregate of the consideration transferred, which is measured at acquisition date fair value, and the amount of any noncontrolling interests in the acquiree. For each business combination, the Parent Company elects whether to measure the noncontrolling interests in the acquiree at fair value or at the proportionate share of the acquiree's identifiable net assets.

Acquisition-related costs are expensed as incurred and included in administrative expenses.

When the Parent Company acquires a business, it assesses the financial assets and liabilities assumed for appropriate classification and designation in accordance with the contractual terms, economic circumstances and pertinent conditions as at the acquisition date. This includes the separation of embedded derivatives in host contracts by the acquiree.

Any contingent consideration to be transferred by the acquirer will be recognized at fair value at the acquisition date. Contingent consideration classified as equity is not remeasured and its subsequent settlement is accounted for within equity. Contingent consideration classified as an asset or liability that is a financial instrument and within the scope of PFRS 9, *Financial Instruments*, is measured at fair value with the changes in fair value recognized in the consolidated statement of comprehensive income in accordance with PFRS 9. Other contingent consideration that is not within the scope of PFRS 9 is measured at fair value at each reporting date with changes in fair value recognized the consolidated statement of comprehensive income.

Goodwill is initially measured at cost, being the excess of the aggregate of the consideration transferred and the amount recognized for noncontrolling interests and any previous interest held over the net identifiable assets acquired and liabilities assumed. If the fair value of the net assets acquired is in excess of the aggregate consideration transferred, the Company re-assesses whether it has correctly identified all of the assets acquired and all of the liabilities assumed and reviews the procedures used to measure the amounts to be recognized at the acquisition date. If the reassessment still results in an excess of the fair value of net assets acquired over the aggregate consideration transferred, then the gain is recognized in the consolidated statement of comprehensive income.

After initial recognition, goodwill is measured at cost less any accumulated impairment losses. For the purpose of impairment testing, goodwill acquired in a business combination is, from the acquisition date, allocated to each of the Company's cash generating units (CGUs) that are expected to benefit from the combination, irrespective of whether other assets or liabilities of the acquiree are assigned to those units.

Where goodwill has been allocated to a CGU and part of the operation within that unit is disposed of, the goodwill associated with the disposed operation is included in the carrying amount of the operation when determining the gain or loss on disposal. Goodwill disposed in these circumstances is measured based on the relative values of the disposed operation and the portion of the CGU retained.

#### Current versus Noncurrent Classification

The Company presents assets and liabilities in the consolidated statements of financial position based on current/noncurrent classification.

An asset is current when:

- It is expected to be realized or intended to be sold or consumed in the normal operating cycle;
- It is held primarily for the purpose of trading;
- It is expected to be realized within 12 months after the reporting period; or
- It is cash or cash equivalent unless restricted from being exchanged or used to settle a liability for at least 12 months after the reporting period.

All other assets are classified as noncurrent.

A liability is current when:

- It is expected to be settled in the normal operating cycle
- It is held primarily for the purpose of trading
- It is due to be settled within 12 months after the reporting period, or
- There is no unconditional right to defer the settlement of the liability for at least 12 months after the reporting period.

The Company classifies all other liabilities as noncurrent.

Deferred tax assets and liabilities are classified as noncurrent assets and liabilities, respectively.

### Fair Value Measurement

Fair value is the price that would be received to sell an asset or paid to transfer a liability in an orderly transaction between market participants at the measurement date. The fair value measurement is based on the presumption that the transaction to sell the asset or transfer the liability takes place either:

- In the principal market for the asset or liability; or
- In the absence of a principal market, in the most advantageous market for the asset or liability.

The principal or the most advantageous market must be accessible to the Company.

The fair value of an asset or a liability is measured using the assumptions that market participants would use when pricing the asset or liability, assuming that market participants act in their economic best interest. A fair value measurement of a nonfinancial asset takes into account a market participant's ability to generate economic benefits by using the asset in its highest and best use or by selling it to another market participant that would use the asset in its highest and best use.

The Company uses valuation techniques that are appropriate in the circumstances and for which sufficient data are available to measure fair value, maximizing the use of relevant observable inputs and minimizing the use of unobservable inputs.

All assets and liabilities for which fair value is measured or disclosed in the consolidated financial statements are categorized within the fair value hierarchy, described as follows, based on the lowest level input that is significant to the fair value measurement as a whole:

- Level 1 - Quoted (unadjusted) market prices in active markets for identical assets or liabilities.
- Level 2 - Valuation techniques for which the lowest level input that is significant to the fair value measurement is directly or indirectly observable.
- Level 3 - Valuation techniques for which the lowest level input that is significant to the fair value measurement is unobservable.

For assets and liabilities that are recognized in the interim consolidated financial statements on a recurring basis, the Company determines whether transfers have occurred between levels in the hierarchy by reassessing categorization (based on the lowest level input that is significant to the fair value measurement as a whole) at the end of each reporting period.

The Company determines the policies and procedures for fair value measurements on financial instruments, biological assets, property, plant and equipment and investment properties.

External valuers are involved for valuation of significant assets, such as property, plant and equipment and investment properties. The involvement of external valuers is determined annually by management. Selection criteria include market knowledge, reputation, independence and whether professional standards are maintained. The Company decides, after discussions with the external valuers, which valuation techniques and inputs to use for each case.

At each reporting date, management analyzes the movements in the values of assets and liabilities which are required to be remeasured or reassessed per the Company's accounting policies. For this analysis, the Company verifies the major inputs applied in the latest valuation by agreeing the information in the valuation computation to contracts and other relevant documents.

The Company, in conjunction with the external valuers, also compares the change in the fair value of each asset and liability with relevant external sources to determine whether the change is reasonable.

For the purpose of fair value disclosures, the Company has determined classes of assets and liabilities on the basis of the nature, characteristics and risks of the asset or liability and the level of the fair value

hierarchy as explained above.

#### Cash

Cash includes cash on hand and in banks. Cash in banks earn interest at prevailing bank deposit rates.

#### Financial Instruments

A financial instrument is any contract that gives rise to a financial asset of one entity and a financial liability or equity instrument of another entity.

#### Financial Assets

*Initial Recognition and Measurement.* Financial assets are classified, at initial recognition, as subsequently measured at amortized cost, fair value through OCI (FVOCI), and fair value through profit or loss (FVTPL).

The classification of financial assets at initial recognition depends on the financial asset's contractual cash flow characteristics and the Company's business model for managing them. With the exception of trade receivables that do not contain a significant financing component or for which the Company has applied the practical expedient, the Company initially measures a financial asset at its fair value plus, in the case of a financial asset not at FVTPL, transaction costs. Trade receivables that do not contain a significant financing component or for which the Company has applied the practical expedient are measured at the transaction price determined under PFRS 15, *Revenue from Contracts with Customers*.

In order for a financial asset to be classified and measured at amortized cost or FVOCI, it needs to give rise to cash flows that are solely payments of principal and interest (SPPI) on the principal amount outstanding. This assessment is referred to as the SPPI test and is performed at an instrument level.

The Company's business model for managing financial assets refers to how it manages its financial assets in order to generate cash flows. The business model determines whether cash flows will result from collecting contractual cash flows, selling the financial assets, or both.

Purchases or sales of financial assets that require delivery of assets within a time frame established by regulation or convention in the marketplace (regular way trades) are recognized on the trade date, i.e., the date that the Company commits to purchase or sell the asset.

*Subsequent Measurement.* For purposes of subsequent measurement, financial assets are classified in four categories: financial assets at amortized cost (debt instruments), financial assets at FVOCI with recycling of cumulative gains and losses (debt instruments), financial assets designated at FVOCI with no recycling of cumulative gains and losses upon derecognition (equity instruments) and financial assets at FVTPL.

- *Financial Assets at Amortized Cost (Debt Instruments).* This category is the most relevant to the Company. The Company measures financial assets at amortized cost if both of the following conditions are met:
  - the financial asset is held within a business model with the objective to hold financial assets in order to collect contractual cash flows; and
  - the contractual terms of the financial asset give rise on specified dates to cash flows that are SPPI on the principal amount outstanding.

Financial assets at amortized cost are subsequently measured using the effective interest rate (EIR) method and are subject to impairment. Gains and losses are recognized in the consolidated statements of comprehensive income when the asset is derecognized, modified or impaired.

Financial assets at amortized cost are classified as current assets when the Group expects to realize the asset within 12 months from reporting date. Otherwise, these are classified as noncurrent assets.

As at March 31, 2022 and December 31, 2021, the Company's cash, trade and other receivables, receivable from insurance and security deposits (presented under "Other noncurrent assets") are classified under this category.

The Company has no debt and equity instruments at FVOCI and at FVTPL as at March 31, 2022 and December 31, 2021.

*Impairment of Financial Assets.* The Company recognizes an allowance for expected credit losses (ECLs) for all debt instruments not held at FVTPL. ECLs are based on the difference between the contractual cash flows due in accordance with the contract and all the cash flows that the Company expects to receive, discounted at an approximation of the original EIR. The expected cash flows will include cash flows from the sale of collateral held or other credit enhancements that are integral to the contractual terms.

*Determining the Stage for Impairment.* At each reporting date, the Company assesses whether there has been a significant increase in credit risk (SICR) for financial assets since initial recognition by comparing the risk of a default occurring over the expected life between the reporting date and the date of initial recognition. When determining whether the credit risk of a financial asset has increased significantly since initial recognition and when estimating ECLs, the Company considers reasonable and supportable information that is relevant and available without undue cost or effort. This includes both quantitative and qualitative information and analysis, based on the Company's historical experience and informed credit assessment and including forward-looking information.

The Company assumes that the credit risk on a financial asset has increased significantly if it is more than 30 days past due.

*Staging Assessment.* PFRS 9 establishes a three-stage approach for impairment of financial assets, based on whether there has been SICR of a financial asset. Three stages are established to determine the amount of impairment to be recognized:

- Stage 1 is comprised of all financial instruments which have not experienced SICR since initial recognition. The Company is required to recognize 12-month ECL for stage 1 financial instruments.
- Stage 2 is comprised of all financial instruments which have experienced SICR since initial recognition. The Company is required to recognize lifetime ECL for stage 2 financial instruments. In subsequent reporting periods, if the credit risk of the financial instrument improves such that there is no longer SICR since initial recognition, then the Company shall revert to recognizing 12-month ECL.
- Financial instruments are classified as stage 3 when there is objective evidence of impairment as a result of one or more loss events that have occurred after initial recognition with negative impact on the estimated future cash flows of a financial instrument or portfolio of financial instruments. The ECL model requires that lifetime ECL be recognized for impaired financial instruments, which is similar to the requirements under PAS 39, *Financial Instruments: Recognition and Measurement*, for impaired financial instruments.

*General Approach for Cash, Other Receivables, Receivable from Insurance, and Security Deposit.* For cash, other receivables, receivable from insurance and security deposits, the Company applies a general approach in calculating ECLs. The Company recognizes a loss allowance based on either 12-month ECL or lifetime ECL, depending on whether there has been SICR on its cash, other receivables, receivable from insurance and security deposits since initial recognition.

For cash in banks, the Company assessed that placements are with reputable counterparty banks that possess good credit ratings. For receivable from insurance, the Company assessed the timing and amount of expected net recoveries in calculating the ECL. For other receivables and security deposits, the Company used external benchmarking which compares the internal credit risk rating of certain debtor with the external rating agencies and use the latter's estimate of probability of default (PD) for similar credit risk rating.

*Simplified Approach for Trade Receivables.* For trade receivables, the Company applies a simplified approach in calculating ECLs. Therefore, the Company does not track changes in credit risk, but instead recognizes a loss allowance based on lifetime ECL at each reporting date. The Company has established a provision matrix that is based on its historical credit loss experience, adjusted for forward-looking factors specific to the debtors and the economic environment.

The Company considers a financial asset in default when contractual payments are 120 days past due. However, in certain cases, the Company may also consider a financial asset to be in default when internal or external information indicates that the Company is unlikely to receive the outstanding contractual amounts in full before taking into account any credit enhancements held by the Company. A financial asset is written off when there is no reasonable expectation of recovering the contractual cash flows.

Further disclosures relating to impairment of financial assets are also provided in the following notes:

- Note 4, *Significant Judgment, Accounting Estimates and Assumptions*
- Note 7, *Trade and Other Receivables*

*Derecognition of Financial Assets.* A financial asset (or, when applicable, a part of a financial asset or part of a group of similar financial assets) is primarily derecognized when:

- the right to receive cash flows from the asset has expired;
- the Company retains the right to receive cash flows from the asset but has assumed an obligation to pay them in full without material delay to a third party under a 'pass through' arrangement; or
- the Company has transferred its right to receive cash flows from the asset and either (a) has transferred substantially all the risks and rewards of ownership of the asset, or (b) has neither transferred nor retained substantially all the risks and rewards of ownership of the asset but has transferred control of the asset.

When the Company has transferred its rights to receive cash flows from an asset or has entered into a pass-through arrangement, it evaluates if and to what extent it has retained the risks and rewards of ownership. When it has neither transferred nor retained substantially all of the risks and rewards of ownership of the asset, nor transferred control of the asset, the Company continues to recognize the transferred asset to the extent of the Company's continuing involvement. In that case, the Company also recognizes an associated liability. The transferred asset and the associated liability are measured on a basis that reflects the rights and obligations that the Company has retained. Continuing involvement that takes the form of a guarantee over the transferred asset is measured at the lower of the original carrying amount of the asset and the maximum amount of consideration that the Company could be required to repay.

#### Financial Liabilities

*Initial Recognition and Measurement.* Financial liabilities are classified, at initial recognition, as financial liabilities at FVTPL, loans and borrowings or as derivatives designated as hedging instruments in an effective hedge, as appropriate.

All financial liabilities are recognized initially at fair value and, in the case of loans and borrowings, net of directly attributable transaction costs.

*Subsequent Measurement.* For purposes of subsequent measurement, financial liabilities are classified in two categories: financial liabilities at amortized cost and financial liabilities at FVTPL.

- *Financial Liabilities at Amortized Cost.* This is the category most relevant to the Company. After initial recognition, loans and borrowings are subsequently measured at amortized cost using the EIR method. Gains and losses are recognized in the interim consolidated statements of comprehensive income when the liabilities are derecognized as well as through the EIR amortization process.

Amortized cost is calculated by taking into account any discount or premium on acquisition and fees or costs that are an integral part of the EIR. The EIR amortization is included as finance costs in the consolidated statement of comprehensive income.

As at March 31, 2022 and December 31, 2021, the Company's trade and other payables (excluding statutory payables), loans payable, lease liabilities and cash bond deposits are classified under this category.

The Company has no financial liabilities at FVTPL and derivatives designated as hedging instruments in an effective hedge as at March 31, 2022 and December 31, 2021.

*Derecognition of Financial Liabilities.* A financial liability is derecognized when the obligation under the liability is discharged, cancelled or has expired.

When an existing financial liability is replaced by another from the same lender on substantially different terms, or the terms of an existing liability are substantially modified, such an exchange or modification is treated as a derecognition of the original liability and the recognition of a new liability, and the difference in the respective carrying amounts is recognized in the consolidated statement of comprehensive income.

A modification is considered substantial if the present value of the cash flows under the new terms, including net fees paid or received and discounted using the original EIR, is different by at least 10% from the discounted present value of remaining cash flows of the original liability.

The fair value of the modified financial liability is determined based on its expected cash flows, discounted using the interest rate at which the Company could raise debt with similar terms and conditions in the market. The difference between the carrying value of the original liability and fair value of the new liability is recognized in the consolidated statement of comprehensive income. On the other hand, if the difference does not meet the 10% threshold, the original debt is not extinguished but merely modified. The gross carrying amount of the financial liability is recalculated as the present value of the modified contractual cash flows discounted at the original EIR and recognizes modification gain or loss. Cost or fees incurred adjust the carrying amount of the financial liability and are amortized over the remaining term of the modified financial liability.

#### Offsetting of Financial Instruments

Financial assets and financial liabilities are offset with the net amount reported in the interim consolidated statement of financial position if, and only if, there is a currently enforceable legal right to offset the recognized amounts and there is an intention to settle on a net basis, or to realize the assets and settle the liabilities simultaneously.

The Company assesses that it has a currently enforceable right of offset if the right is not contingent on a future event and is legally enforceable in the normal course of business, event of default, and event of insolvency or bankruptcy of the Company and all of the counterparties.



### Inventories

The Company recognizes inventories when the risk and rewards of ownership are transferred to the Company (i.e., usually upon receipt from local suppliers and upon delivery of the goods to the carrier from importation).

Inventories are valued at the lower of cost and net realizable value (NRV). The purchase price and costs incurred in bringing each product to its present location are accounted for as follows:

*Raw Materials and Feeds Supplements, Supplies and Animal Health Products - Weighted Average Method.* All costs directly attributable to acquisition such as the purchase price, import duties and other taxes that are not subsequently recoverable from taxing authorities are included as part of costs of these inventories.

*Finished Goods and Factory Stocks and Supplies Inventories - Weighted Average Method.* All costs directly attributable to acquisition such as the purchase price, import duties and other taxes that are not subsequently recoverable from taxing authorities are included as part of costs of these inventories. Included also are the costs of direct materials, labor and manufacturing overhead.

NRV of finished goods is based on the estimated selling price in the ordinary course of business, less the estimated costs necessary to make the sale. NRV of raw materials and supplies is the current replacement cost.

### Livestock

Livestock consist of biological assets such as day-old chicks after undergoing hatching process, chicks which are grown as chicken broilers, hatching eggs which are recorded under raw materials, and live, fresh, frozen and cut-ups chicken which are recorded under finished goods.

*Day-old Chicks and Chicken Broilers.* These are accounted for as biological assets in accordance with PAS 41, *Agriculture*. The Company recognized the amount of fair value adjustment on agricultural produce that are in the inventory and sold during the year. The valuation takes into consideration input based on hatchability rate of eggs, mortality of chicks being grown as chicken broilers and estimated future cash flows to be incurred in hatching the eggs and growing the chicks. The market prices are derived from unobservable market prices. The prices are reduced for costs incurred in dressing the chicken and freight costs to market, to arrive at a net fair value at farm gate. The fair value adjustments of livestock that are sold during the year is presented as part of revenues and cost of goods sold.

*Raw Materials (Hatching Eggs).* All costs directly attributable to acquisition such as the purchase price and taxes that are not subsequently recoverable from taxing authorities are included as part of costs of these inventories.

*Finished Goods (Live, Fresh, Frozen and Cut Ups Chicken) - Weighted Average Method.* The costs include all costs of the chicken broilers, labor and manufacturing overhead costs.

### Other Current and Noncurrent Assets

Other current assets consist of creditable withholding taxes (CWT), prepayments, input value-added taxes (VAT) and advances to suppliers.

*CWT.* CWT represents the amount withheld at source by the Company's customers in relation to its income. These are recognized upon collection and are utilized as tax credits against income tax due as allowed by the Philippine taxation laws and regulations. CWT is stated at its estimated NRV.

*Advances to Suppliers.* Advances to suppliers consist of payments in advance of raw materials, supply labor tools, subscriptions, memberships, and other fees.

*Prepayments.* Prepayments represent expenses not yet incurred but already paid in cash. Prepayments are initially recorded as assets and measured at the amount of cash paid. Subsequently, these are charged to expense as these are consumed in operations or expire with the passage of time.

Prepayments are classified as current asset when the cost of goods or services related to the prepayment are expected to be incurred within one year or the Company's normal operating cycle, whichever is longer. Otherwise, prepayments are classified as noncurrent assets.

*VAT.* Input value-added taxes (VAT) represent VAT imposed on the Company by its suppliers for the acquisition of goods and services. Output VAT represents indirect tax on consumption levied on the sale of goods and services, which is passed on by the Company to its customers. Where VAT incurred on the purchase of an asset or services is not recoverable from the taxation authority, such VAT is recognized as part of the cost of acquisition of the asset or part of the expense item, as applicable.

When output VAT exceeds input VAT, the excess is recognized as payable in the statement of financial position. When input VAT exceeds output VAT, the excess is recognized as an asset (presented under "Other current assets") in the statement of financial position to the extent of the recoverable amount.

Other noncurrent assets consist of right-of-use asset, project development costs, security deposits and computer software.

*Project Development Costs.* These costs represent capitalized development costs which are accounted for under the cost model. The cost of the asset is the amount of cash paid or the fair value of the other considerations given to acquire an asset at the time of its acquisition or production.

Costs associated with research activities are recognized as expense in the interim consolidated statement of comprehensive income as these are incurred. Costs that are directly attributable to the development phase of the Company's aqua feeds and aqua culture projects are recognized as project development cost provided, they meet the following recognition requirements:

- a. there is a demonstration of technical feasibility of the prospective product for internal use or sale;
- b. the intangible asset will generate probable economic benefits through internal use or sale;
- c. sufficient technical, financial and other resources are available for completion; and
- d. the intangible asset can be reliably measured.

All other development costs are expensed as incurred.

*Security Deposits.* These represent rental deposits paid by the Company and will be returned at the end of the lease term. These qualify as financial assets.

*Computer Software.* Computer software acquired is measured on initial recognition at cost. Subsequent to initial recognition, computer software is carried at cost less any accumulated amortization and any impairment losses. Internally generated computer software, excluding capitalized development costs, is not capitalized and expenditure is charged against the consolidated statement of comprehensive income in the year in which the expenditure is incurred.

Computer software is amortized on the straight-line basis over the economic useful life of three years and assessed for impairment whenever there is an indication that the computer software may be impaired. The amortization period and method for computer software are reviewed at least at each reporting date. Changes in the expected useful life or the expected pattern of consumption of future

economic benefits embodied in the asset is accounted for by changing the amortization period or method, as appropriate, and treated as a change in accounting estimates.

Gains or losses arising from disposition of computer software measured as the difference between the disposal proceeds and the carrying amount of the asset, are recognized in the interim consolidated statement of comprehensive income when the asset is derecognized.

#### Property, Plant and Equipment

Property, plant and equipment (except for transportation equipment and construction in-progress) are stated at revalued amount as determined by an independent firm of appraisers. Transportation equipment is stated at cost less accumulated depreciation and any impairment in value.

The cost of an asset at initial recognition comprises its purchase price and directly attributable costs of bringing the asset to working condition and location for its intended use. Expenditures for major additions, improvements and renewals are capitalized. Expenditures for repairs and maintenance are charged to expense as incurred.

Subsequent to initial recognition at cost, property, plant and equipment (except for transportation equipment and construction in-progress) are carried at revalued amount less any subsequent accumulated depreciation, amortization and any accumulated impairment losses. Fair market value is determined by reference to market-based evidence, which is the amount for which the assets could be exchanged between a knowledgeable willing buyer and a knowledgeable willing seller in an arm's length transaction as at the valuation date. Any revaluation reserve is credited to "Revaluation reserve" account presented under the "Other comprehensive income" section of the interim consolidated statement of financial position. Any decrease in the revaluation surplus of the same asset is charged to OCI to the extent of any credit balance existing in the revaluation surplus in respect of that asset and the remaining decline, if any, is recognized in the interim consolidated statement of comprehensive income.

Annually, an amount from the "Revaluation reserve" account is transferred to "Retained earnings" under the "Equity" section in the interim consolidated statement of financial position for the depreciation relating to the revaluation reserve, net of related taxes. Upon disposal, any revaluation reserve relating to the particular asset sold is transferred to "Retained earnings." Revaluations are performed every three to five years ensuring that the carrying amount does not differ materially from that which would be determined using fair value at the end of the reporting period.

Depreciation and amortization are computed on the straight-line basis over the estimated useful lives of the assets (except for land).

The depreciation and amortization periods for property, plant and equipment, based on the above policies, are as follows:

<u>Asset Type</u>	<u>Number of Years</u>
Machinery and equipment	10 to 20 years
Buildings	20 years
Leasehold and land improvements	2 to 5 years or lease term, whichever is shorter
Office furniture, fixtures and equipment	3 to 10 years
Transportation equipment	4 to 5 years

An asset's carrying amount is written down immediately to its recoverable amount if the asset's carrying amount is greater than its estimated recoverable amount.

The estimated useful lives of property, plant and equipment are reviewed, and adjusted if appropriate, at the end of each reporting period.

Construction in-progress (CIP) pertains to properties under construction and is stated at cost. Cost includes costs of construction, labor and other direct costs. CIP is not depreciated until such time that the relevant assets are completed and available for operational use.

Fully depreciated assets are retained in the accounts until these are no longer in use and no further charge for depreciation and amortization is made in respect of those assets.

An item of property, plant and equipment is derecognized upon disposal or when no future economic benefits are expected to arise from the continued use of the asset. Any gain or loss arising on derecognition of the asset (calculated as the difference between the net disposal proceeds and the carrying amount of the item) is included in the interim consolidated statement of comprehensive income in the year the item is derecognized.

#### Investment Properties

Investment properties, accounted for under the fair value model, are property held either to earn rental income or for capital appreciation or for both, but not for sale in the ordinary course of business, use in the production or supply of goods or services or for administrative purposes.

Investment properties are measured initially at acquisition cost, including transaction costs. Subsequently, investment properties are stated at fair value as determined by independent appraisers on an annual basis. The carrying amount recognized in the interim consolidated statement of financial position reflects the prevailing market conditions at the end of each reporting period.

Any gain or loss resulting from either a change in the fair value or the sale of an investment property is immediately recognized in the interim consolidated statement of comprehensive income.

No depreciation charges are recognized on investment properties accounted for under the fair value method.

Investment properties are derecognized upon disposal or when permanently withdrawn from use and no future economic benefit is expected from its disposal.

Rental income and operating expenses from investment properties are reported as part of "Other operating income" and "Operating expenses," respectively, in the interim consolidated statements of comprehensive income.

Transfers are made to investment properties when, and only when, there is a change in use, evidenced by ending of owner-occupation, commencement of an operating lease to another party or ending of construction or development. For a transfer from investment property to owner-occupied property, the deemed cost for subsequent accounting is the fair value at the date of change in use. If owner-occupied property becomes an investment property, the Company accounts for such property in accordance with the policy stated under "Property, plant and equipment" up to the date of change in use.

#### Impairment of Nonfinancial Assets

Nonfinancial assets consisting of property, plant and equipment, investment properties, right-of-use assets, computer software and project development costs are reviewed for impairment whenever events or changes in circumstances indicate that the carrying amount of an asset may not be recoverable. If any such indication exists and where the carrying amount of an asset exceeds its recoverable amount, the asset or CGU is written down to its recoverable amount. The estimated recoverable amount is the

higher of an asset's fair value less costs to sell and value in use.

The fair value less cost to sell is the amount obtainable from the sale of an asset in an arm's-length transaction, while value in use is the present value of estimated future cash flows expected to arise from continuing use of an asset and from its disposal at the end of its useful life. In assessing value in use, the estimated future cash flows are discounted to their present value using a pre-tax discount rate that reflects current market assessments of time value of money and the risks specific to the asset. For an asset that does not generate largely independent cash inflows, the recoverable amount is determined for the CGU to which the asset belongs. Impairment losses are recognized in the interim consolidated statement of comprehensive income.

An assessment is made at each reporting date as to whether there is any indication that previously recognized impairment losses may no longer exist or may have decreased. If such indication exists, the recoverable amount is estimated. A previously recognized impairment loss is reversed only if there has been a change in the estimates used to determine the asset's recoverable amount since the last impairment loss was recognized. If that is the case, the carrying amount of the asset is increased to its recoverable amount. That increased amount cannot exceed the carrying amount that would have been determined, net of depreciation and amortization, had no impairment loss been recognized for the asset in prior years. Such reversal is recognized in the interim consolidated statement of comprehensive income. After such a reversal, the depreciation charge is adjusted in future periods to allocate the asset's revised carrying amount, less any residual value, on a systematic basis over remaining useful life.

#### Equity

*Capital Stock and Additional Paid-in Capital (APIC).* Capital stock is measured at par value for all shares issued. Proceeds and/or fair value of considerations received in excess of par value, if any, are recognized as APIC. Incremental costs incurred directly attributable to the issuance of new shares are recognized in equity as deduction from proceeds, net of tax. Unpaid subscriptions are recognized as a reduction of subscribed capital shares.

*OCI.* OCI comprises of items of income and expense that are not recognized in profit or loss for the year in accordance with PFRSs. OCI of the Company pertains to revaluation reserve on property, plant and equipment and accumulated remeasurement gains and losses on retirement liability - net.

*Retained Earnings.* Retained earnings represents the accumulated net income or losses, net of any dividend declaration. Retained earnings may also include effect of changes in accounting policy as may be required by a standard's transitional provisions.

#### Revenue Recognition

The Company is engaged in the growing, production and distribution of chicken broilers, either as live or dressed, manufacture and distribution of animal feeds, animal health and nutritional products, and feed supplements and production of day-old chicks and pullets. Revenue from contracts with customers is recognized when control of the goods or services are transferred to the customer at an amount that reflects the consideration to which the Company expects to be entitled in exchange for those goods or services. The Company has generally concluded that it is the principal in its revenue arrangements.

Revenue from sale of live or dressed chicken, animal feeds, animal health and nutritional products, and feed supplements and day-old chicks is recognized at the point in time when control of the asset is transferred to the customer, generally on delivery. The normal credit term is 30 to 90 days upon delivery.

The Company considers whether there are other promises in the contract that are separate performance

obligations to which a portion of the transaction price needs to be allocated. In determining the transaction price, the Company considers the effects of variable consideration, the existence of significant financing components, noncash consideration, and consideration payable to the customer, if any.

The variable consideration is estimated at contract inception and constrained until it is highly probable that a significant revenue reversal in the amount of cumulative revenue recognized will not occur when the associated uncertainty with the variable consideration is subsequently resolved.

The following specific recognition criteria must also be met before revenue is recognized.

*Sale of Goods.* Revenue is recognized at point in time when control of the goods is transferred to the customer at an amount that reflects the consideration to which the Company expects to be entitled in exchange for those goods.

*Tolling.* Revenue is recognized over time when the performance of contractually agreed tasks have been substantially rendered.

*Other Income.* Other income is recognized when earned. Revenue is measured at the fair value of the consideration received.

#### *Rights of Return*

For sale of animal feeds, certain contracts provide a customer with a right to return the goods within a specified period. The Company uses the expected value method to estimate the goods that will not be returned because this method best predicts the amount of variable consideration to which the Company will be entitled. The requirements in PFRS 15 on constraining estimates of variable consideration are also applied in order to determine the amount of variable consideration that can be included in the transaction price. For goods that are expected to be returned, instead of revenue, the Company recognizes a refund liability. A right of return asset (and corresponding adjustment to cost of sales) is also recognized for the right to recover products from a customer.

#### *Contract Balances*

*Contract Assets.* A contract asset is the right to consideration in exchange for goods or services transferred to the customer. If the Company performs by transferring goods or services to a customer before the customer pays consideration or before payment is due, a contract asset is recognized for the earned consideration that is conditional.

*Trade Receivables.* A receivable represents the Company's right to an amount of consideration that is unconditional (i.e., only the passage of time is required before payment of the consideration is due).

*Contract Liabilities.* A contract liability is the obligation to transfer goods or services to a customer for which the Company has received consideration (or an amount of consideration is due) from the customer. If a customer pays consideration before the Company transfers goods to the customer, a contract liability is recognized when the payment is made, or the payment is due (whichever is earlier). Contract liabilities are recognized as revenue when the Company performs under the contract.

As at March 31, 2022 and December 31, 2021, the Company does not have contract assets and contract liabilities.

*Right of Return Assets.* Right of return asset represents the Company's right to recover the goods expected to be returned by customers. The asset is measured at the former carrying amount of the inventory, less any expected costs to recover the goods, including any potential decreases in the value

of the returned goods. The Company updates the measurement of the asset recorded for any revisions to its expected level of returns, as well as any additional decreases in the value of the returned products.

*Refund Liabilities.* A refund liability is the obligation to refund some or all of the consideration received (or receivable) from the customer and is measured at the amount the Company ultimately expects it will have to return to the customer. The Company updates its estimates of refund liabilities (and the corresponding change in the transaction price) at the end of each reporting period.

As at March 31, 2022 and December 31, 2021, the Company's estimated right of return assets and refund liabilities are not material.

#### Revenue Outside the Scope of PFRS 15

*Interest income.* Interest income is recognized as the interest accrues on a time proportion basis taking into account the principal amount outstanding and effective yield on the assets.

*Rentals.* Revenue from operating leases is recognized on a straight-line basis over the lease term.

#### Cost and Expense Recognition

Costs and expenses are decreases in economic benefits during the accounting period in the form of outflows or decrease of assets or incurrence of liabilities that result in decrease in equity, other than those relating to distributions to equity participants. These are recognized in the consolidated statement of comprehensive income in the period these are incurred and are measured at the fair value of the consideration paid or payable.

#### Leases

The Company assesses at contract inception whether a contract is, or contains, a lease - that is, if the contract conveys the right to control the use of an identified asset for a period of time in exchange for consideration.

#### Company as a Lessee

The Company applies a single recognition and measurement approach for all leases, except for short-term leases and leases of low-value assets. The Company recognizes lease liabilities to make lease payments and right-of-use assets representing the right to use the underlying assets.

*Right-of-Use Assets.* The Company recognizes right-of-use assets at the commencement date of the lease (i.e., the date the underlying asset is available for use). Right-of-use assets are measured at cost, less any accumulated amortization and impairment losses, and adjusted for any remeasurement of lease liabilities. The cost of right-of-use assets includes the amount of lease liabilities recognized, initial direct costs incurred, and lease payments made at or before the commencement date less any lease incentives received. Right-of-use assets are amortized on a straight-line basis over the shorter of the lease term and the estimated useful lives of the assets. If ownership of the leased asset transfers to the Company at the end of the lease term or the cost reflects the exercise of a purchase option, amortization is calculated using the estimated useful life of the assets.

The amortization periods for the right-of-use asset, based on the above policies, are as follows:

<u>Asset Type</u>	<u>Number of Years</u>
Right-of-use asset - transportation equipment	5 years
Right-of-use asset - building	2 to 5 years
Right-of-use asset - machineries	2 to 3 years

*Lease Liabilities.* At the commencement date of the lease, the Company recognizes lease liabilities measured at the present value of lease payments to be made over the lease term. The lease payments include fixed payments (including in-substance fixed payments) less any lease incentives receivable, variable lease payments that depend on an index or a rate, and amounts expected to be paid under residual value guarantees. The lease payments also include the exercise price of a purchase option reasonably certain to be exercised by the Company and payments of penalties for terminating a lease, if the lease term reflects the Company exercising the option to terminate. The variable lease payments that do not depend on an index or a rate are recognized as expense in the period on which the event or condition that triggers the payment occurs.

In calculating the present value of lease payments, the Company uses the incremental borrowing rate at the lease commencement date if the interest rate implicit in the lease is not readily determinable. After the commencement date, the amount of lease liabilities is increased to reflect the accretion of interest and reduced for the lease payments made. In addition, the carrying amount of lease liabilities is remeasured if there is a modification, a change in the lease term, a change in the in-substance fixed lease payments or a change in the assessment to purchase the underlying asset.

*Short-term Leases and Leases of Low-value Assets.* The Company applies the short-term lease recognition exemption to its short-term leases of machinery and equipment (i.e., those leases that have a lease term of 12 months or less from the commencement date and do not contain a purchase option). It also applies the leases of low-value assets recognition exemption to leases of office equipment that are considered of low value. Lease payments on short-term leases and leases of low-value assets are recognized as expense on a straight-line basis over the lease term.

*Pre-termination of Lease Contracts.* The Company, as a lessee, reassesses whether it is reasonably certain not to exercise a termination option upon the occurrence of either a significant event or a significant change in circumstances that: (a) is within the control of the Company; and (b) affects whether the Company is reasonably certain to exercise an option not previously included in its determination of lease term, or not to exercise an option previously included in its determination of the lease term. Pre-termination of the lease will result in the derecognition of the right-of-use assets and lease liability and recognition of a pre-termination gain or loss.

#### Company as a Lessor

Leases where the Company retains substantially all the risks and benefits of ownership of the asset are classified as operating leases. Initial direct costs incurred in negotiating an operating lease are added to the carrying amount of the leased asset and recognized on a straight-line basis over the lease term on the same basis as rental income. Contingent rents are recognized as revenue in the period in which these are earned.

#### Employee Benefits

*Short-term benefits.* The Company provides short-term benefits to its employees in the form of basic pay, 13<sup>th</sup> month pay, bonuses, employer's share on government contribution, and other short-term benefits.

*Retirement Benefits.* The Company has a partially funded, noncontributory retirement plan, administered by trustees, covering their permanent local employees. Costs of retirement benefits are actuarially determined using the projected unit credit method. This method reflects service rendered by employees to the date of valuation and incorporates assumptions concerning employees' projected salaries.

The Company recognizes service costs, comprising of current service costs, past service costs, gains and losses on curtailments and non-routine settlements; and net interest expense or income in the



interim consolidated statement of comprehensive income.

Past service costs are recognized in the statements of comprehensive income on the earlier of the date of the plan amendment or curtailment and the date that the Company recognizes restructuring-related costs.

Net interest on the net retirement liability or asset is the change during the period in the net retirement liability or asset that arises from the passage of time which is determined by applying the discount rate based on government bonds to the net retirement liability or asset.

Remeasurements comprising actuarial gains and losses, return on plan assets and any change in the effect of the asset ceiling (excluding net interest on defined benefit liability) are recognized immediately in OCI in the period in which they arise. Remeasurements are not reclassified to profit or loss in subsequent periods.

Plan assets are assets that are held in trust and managed by a trustee bank. Plan assets are not available to the creditors of the Company, nor can they be paid directly to the Company. The fair value of plan assets (FVPA) is based on market price information. When no market price is available, the FVPA is estimated by discounting expected future cash flows using a discount rate that reflects both the risk associated with the plan assets and the maturity or expected disposal date of those assets (or, if they have no maturity, the expected period until the settlement of the related obligations). If the FVPA is higher than the present value of the defined benefit obligation (DBO), the measurement of the resulting defined benefit asset is limited to the present value of economic benefits available in the form of refunds from the plan or reductions in future contributions to the plan.

The defined benefit asset or liability is the aggregate of the present value of the DBO and FVPA on which the liabilities are to be settled directly. The present value of the DBO is determined by discounting the estimated future cash outflows using interest rate on government bonds that have terms to maturity approximating the terms of the related retirement liability.

Actuarial valuations are made with sufficient regularity that the amounts recognized in the interim consolidated financial statements do not differ materially from the amounts that would be determined at the reporting date.

#### Borrowing Costs

Borrowing costs are capitalized if they are directly attributable to the acquisition, construction or production of a qualifying asset. Qualifying assets are assets that necessarily take a substantial period of time to get ready for its intended use or sale. Capitalization of borrowing costs commences when the activities necessary to prepare the asset are in progress and expenditures and borrowing costs are being incurred. Borrowing costs are capitalized until the assets are available for their intended use. If the resulting carrying amount of the asset exceeds its recoverable amount, an impairment loss is recognized. Borrowing costs include interest charges and other costs incurred in connection with the borrowing of funds, as well as exchange differences arising from foreign currency borrowings used to finance these projects to the extent that they are regarded as an adjustment to interest cost.

Interest expense are expensed as incurred.

#### Income Taxes

Income tax is recognized in the interim consolidated statement of comprehensive income, except to the extent that it relates to items recognized directly in equity or recognized in OCI.

*Current Tax.* Current income tax assets and liabilities for the current and prior years are measured at

the amount expected to be recovered from or paid to the taxation authorities. The tax rates and tax laws used to compute the amount are those that are enacted or substantively enacted at the reporting period.

*Deferred Tax.* Deferred tax is provided on all temporary differences at the reporting date between the tax bases of assets and liabilities and their carrying amounts for financial reporting purposes.

Deferred tax liabilities are recognized for all taxable temporary differences except: (1) when the deferred tax liability arises from the initial recognition of goodwill or of an asset or liability in a transaction that is not a business combination and, at the time of the transaction, affects neither the accounting profit nor taxable profit or loss; and (2) in respect of taxable temporary differences associated with investments in subsidiaries, associates and interests in joint ventures, where the timing of the reversal of the temporary differences can be controlled and it is probable that the temporary differences will not reverse in the foreseeable future.

Deferred tax assets are recognized for all deductible temporary differences, the carryforward benefits of unused tax credits from excess minimum corporate income tax (MCIT) over regular corporate income tax (RCIT) and unused net operating loss carry-over (NOLCO) to the extent that it is probable that taxable income will be available against which the deductible temporary differences and the carryforward benefit of unused tax credits and unused tax losses can be utilized except: (1) when the deferred income tax asset relating to the deductible temporary difference arises from the initial recognition of an asset or liability in a transaction that is not a business combination and, at the time of the transaction, affects neither the accounting profit nor taxable profit or loss; and (2) in respect of deductible temporary differences associated with investments in subsidiaries, associates and interests in joint ventures, deferred tax assets are recognized only to the extent that it is probable that the temporary differences will reverse in the foreseeable future and taxable income will be available against which the temporary differences can be utilized.

The carrying amount of deferred tax assets is reviewed at each reporting date and reduced to the extent that it is no longer probable that sufficient future taxable income will be available to allow all or part of the deferred income tax assets to be utilized. Unrecognized deferred tax assets are reassessed at each reporting period and are recognized to the extent that it has become probable that future taxable income will allow the deferred tax asset to be recovered.

Deferred tax assets and liabilities are measured at the tax rate that are expected to apply to the period when the asset is realized or the liability is settled, based on tax rate (and tax laws) in effect at the reporting date.

Deferred tax assets and liabilities are offset if a legally enforceable right exists to set off current tax assets against current tax liabilities and the deferred taxes relate to the same taxable entity and the same taxation authority.

#### Foreign Currency Transactions

The Company determines its own functional currency and items included in the interim consolidated financial statements are measured using that functional currency. Transactions in foreign currencies are initially recorded in the functional currency exchange rate ruling at the transaction date.

Monetary assets and liabilities denominated in foreign currencies are retranslated at the functional currency rate of exchange ruling at the reporting date. All differences are taken to the interim consolidated statement of comprehensive income. Nonmonetary items that are measured in terms of historical cost in a foreign currency are translated using the exchange rates as at the dates of the initial transactions. Nonmonetary items measured at fair value in a foreign currency are translated using the exchange rates at the date when the fair value was determined. The gain or loss arising on translation

of nonmonetary items measured at fair value is treated in line with the recognition of the gain or loss on the change in fair value of the item.

#### Related Party Transactions

Related party relationship exists when one party has the ability to control, directly, or indirectly through one or more intermediaries, or exercise significant influence over the other party in making financial and operating decisions. Such relationships also exist between and/or among entities which are under common control with the reporting entity, or between, and/or among the reporting entity and its key management personnel, directors or its stockholders. In considering each possible related party relationship, attention is directed to the substance of the relationship, and not merely to the legal form.

#### Provisions and Contingencies

Provisions for legal claims are recognized when (1) the Company has a present legal or constructive obligation as a result of past events, (2) it is probable that an outflow of resources embodying economic benefits will be required to settle the obligation; and (3) a reliable estimate can be made of the amount of the obligation. Restructuring provisions comprise lease termination penalties and employee termination payments. Provisions are not recognized for future operating losses.

Provisions are measured at the present value of the expenditures expected to be required to settle the obligation using a pre-tax rate that reflects current market assessments of the time value of money and the risks specific to the obligation. The increase in the provision due to passage of time is recognized as interest expense.

Provisions are reviewed at the end of each reporting year and adjusted to reflect the current best estimate.

Contingent liabilities are not recognized in the consolidated financial statements. These are disclosed in the notes to consolidated financial statements unless the possibility of an outflow of resources embodying economic benefits is remote. A contingent asset is not recognized in the consolidated financial statements but disclosed in the notes to consolidated financial statements when an inflow of economic benefits is probable.

#### Earnings Per Share

The Company presents basic and diluted earnings per share rate for its shares.

Basic earnings per share (EPS) is calculated by dividing net income for the year attributable to equity holders of the Company by the weighted average number of shares outstanding during the year, excluding common shares purchased by the Company and held as treasury shares, if any, and after giving retroactive effect to any stock dividend declarations.

Diluted EPS is computed in the same manner, adjusted for the effect of the shares issuable to qualified officers and employees under the Company's stock incentive plan which are assumed to be exercised at the date of grant. Where the effect of the vesting of stock under the stock incentive plan is anti-dilutive, basic and diluted earnings per share are stated at the same amount.

#### Segment Reporting

Operating segments are components of the Company: (a) that engage in business activities from which they may earn revenue and incur expenses (including revenues and expenses relating to transactions with other components of the Company); (b) whose operating results are regularly reviewed by the Company's senior management, its chief operating decision maker, to make decisions about resources to be allocated to the segment and assess its performance; and (c) for which discrete financial information is available.

For purposes of management reporting, the Company's operating businesses are organized and managed separately based on the nature of the business segment, with each business representing a strategic business segment.

#### Events After the Reporting Period

Post period events that provide additional information about the Company's financial position at the end of reporting period (adjusting events) are reflected in the interim consolidated financial statements. Post period events that are non-adjusting events are disclosed in the notes to interim consolidated financial statements when material.

---

### 3. **New and Amended Standards and Interpretations**

#### Adoption of Amendments to Standards and Interpretation

The accounting policies adopted are consistent with those of the previous financial year, except that the Company has adopted the following new accounting pronouncements starting January 1, 2021.

The adoption of these amended standards did not have an impact on the Company's interim consolidated financial statements.

- Amendment to PFRS 16, *COVID-19-related Rent Concessions beyond 30 June 2021*
- Amendments to PFRS 9, PAS 39, PFRS 7, PFRS 4 and PFRS 16, *Interest Rate Benchmark Reform - Phase 2*

#### Standard and Amendments to Standards Issued but Not Yet Effective

Pronouncements issued but not yet effective are listed below. The Company does not expect that the future adoption of the said pronouncements will have a significant impact on its interim consolidated financial statements. The Company intends to adopt the following pronouncements when they become effective.

##### *Effective beginning on or after January 1, 2022*

- Amendments to PFRS 3, *Reference to the Conceptual Framework*
- Amendments to PAS 16, *Plant and Equipment: Proceeds before Intended Use*
- Amendments to PAS 37, *Onerous Contracts - Costs of Fulfilling a Contract*
- *Annual Improvements to PFRSs 2018-2020 Cycle*
  - Amendments to PFRS 1, *First-time Adoption of Philippine Financial Reporting Standards, Subsidiary as a First-time Adopter*
  - Amendments to PFRS 9, *Financial Instruments, Fees in the '10 Per Cent' Test for Derecognition of Financial Liabilities*
  - Amendments to PAS 41, *Agriculture, Taxation in Fair Value Measurements*

##### *Effective beginning on or after January 1, 2023*

- Amendments to PAS 12, *Deferred Tax related to Assets and Liabilities arising from a Single Transaction*
- Amendments to PAS 8, *Definition of Accounting Estimates*
- Amendments to PAS 1 and PFRS Practice Statement 2, *Disclosure of Accounting Policies*

##### *Effective beginning on or after January 1, 2024*

- Amendments to PAS 1, *Classification of Liabilities as Current or Noncurrent*

##### *Effective beginning on or after January 1, 2025*

- PFRS 17, *Insurance Contracts*

##### *Deferred effectivity*

- Amendments to PFRS 10, *Consolidated Financial Statements*, and PAS 28, *Sale or Contribution of Assets between an Investor and its Associate or Joint Venture*

---

#### 4. Significant Judgments, Accounting Estimates and Assumptions

The preparation of the Company's interim consolidated financial statements requires management to make judgment, estimates and assumptions that affect the reported amounts of revenues, expenses, assets and liabilities and disclosure of contingent liabilities, at the end of the reporting period. However, uncertainty about these assumptions and estimates could result in outcome that could require a material adjustment to the carrying amount of the asset or liability affected in the future.

##### Judgments

In the process of applying the Company's accounting policies, management has made the following judgments, apart from those involving estimations, which have the most significant effect on the amounts recognized in the interim consolidated financial statements:

*Determination of Operating Segments.* Determination of operating segments is based on the information about components of the Company that management uses to make decisions about operating matters. Operating segments use internal reports that are regularly reviewed by the Company's chief operating decision maker, which is defined to be the Company's BOD, in order to allocate resources to the segment and assess its performance. The Company reports separate information about an operating segment that meets any of the following quantitative thresholds: (a) its reported revenue, including both sales to external customers and intersegment sales or transfers, is 10% or more of the combined revenue, internal and external, of all operating segments; (b) the absolute amount of its reported profit or loss is 10% or more of the greater, in absolute amount, of (i) the combined reported profit of all operating segments that did not report a loss and (ii) the combined reported loss of all operating segments that reported a loss; and (c) the assets of the segment are 10% or more of the combined assets of all operating segments.

The Company has three reportable operating segments which are its foods, feeds and farms segments, and one geographical segment as the Company's operations are located in the Philippines. The Company operates and derives all its revenue from domestic operations. Thus, no further disclosures of geographical segments are necessary.

*Assessment of Legal Contingencies.* The estimate of the probable costs for the resolution of possible claims have been developed in consultation with external counsel handling the Company's defense in these matters and is based upon an analysis of potential results.

There are ongoing litigations filed against the Company that management believes would not have a material adverse impact on the Company's financial condition and results of operations.

Disclosure of additional details beyond the present disclosures may seriously prejudice the Company's position. Thus, as allowed by PAS 37, *Provisions, Contingent Liabilities and Contingent Assets*, only general descriptions were provided.

*Classification of Properties.* The Company classifies its property as owner-occupied based on its current intentions where the property will be used. When the property is held for capital appreciation or when management is still undecided as to its future use, land is classified as investment property. Property used in operations are classified as owner-occupied property and included as part of property, plant and equipment.

### Estimates and Assumptions

The key assumptions concerning the future and other key sources of estimation uncertainty at the reporting date, that have a significant risk of causing a material adjustment to the carrying amounts of assets and liabilities within the next financial year, are described below. The Company based its assumptions and estimates on parameters available when the interim consolidated financial statements were prepared. Existing circumstances and assumptions about future developments, however, may change due to market changes or circumstances arising that are beyond the control of the Company. Such changes are reflected in the assumptions when they occur.

*Estimation of ECL of Receivable from Insurance.* As discussed in Note 10, the Company has an outstanding claim for typhoon damages from an insurance company. The Company is currently involved in legal proceedings to pursue the collection of the remaining balance of receivable from insurance. The determination of whether the insurance claims receivable is realizable requires management's estimate of the amount and timing of the future cash inflows from this receivable and the related EIR used to discount the cashflows.

Management and its legal counsel believe that the ongoing litigation on the remaining claims will not result in any significant adverse impact on the Company's financial condition and results of operations.

Receivable from insurance amounted to ₱70.2 million as at March 31, 2022 and December 31, 2021. Allowance for ECL related to receivable from insurance amounted to ₱71.5 million as at March 31, 2022 and December 31, 2021 (see Note 10).

*Estimation of Fair Value of Biological Assets.* The fair values of the Company's livestock are based on the most reliable estimate of market prices at the point of harvest.

The following table provides a description of the various biological asset types, shows the valuation techniques used in measuring Level 3 fair values, as well as the significant unobservable inputs used.

Description	Valuation technique	Significant unobservable inputs	Interrelationship between key unobservable inputs and fair value measurement
Day-old chicks - These are hatched from eggs with hatching period of 21 days.	Income approach. The valuation model considers the net cash flows expected to be generated from the sale of day-old chicks. The cash flow projections include specific estimates for the hatching period. The valuation model also considers the hatchability rate. Due to the short hatching period, discounting is generally ignored.	Inclusive of: <ul style="list-style-type: none"> <li>▪ Estimated future sale price of day-old chicks</li> <li>▪ Estimated hatchability and mortality rate</li> <li>▪ Estimated volume of production</li> <li>▪ Estimated costs to be incurred in the hatching process</li> </ul>	The estimated fair value would increase (decrease) if: <ul style="list-style-type: none"> <li>▪ the estimated sale price was higher (lower);</li> <li>▪ the estimated cash inflows based on forecasted sales were higher (lower);</li> <li>▪ the estimated hatchability rate was higher (lower);</li> <li>▪ the estimated volume of production was higher (lower) or</li> <li>▪ the estimated costs to be incurred in the</li> </ul>

Description	Valuation technique	Significant unobservable inputs	Interrelationship between key unobservable inputs and fair value measurement
			hatching process were lower (higher).
Growing broilers - These are grown from chicks for a period of 30 days	Income approach. The valuation model considers the net cash flows expected to be generated from the sale of fully-grown broilers as dressed chickens. The cash flow projections include specific estimates for the volume of harvest considering the mortality rates. Due to the short growing period of chicks into broilers, discounting is generally ignored.	Inclusive of: <ul style="list-style-type: none"> <li>Estimated future sale price of dressed chicken (growing broilers) or breeder chicken (parent stock)</li> <li>Estimated mortality rate</li> <li>Estimated volume of production</li> <li>Estimated costs to be incurred in the growing process</li> </ul>	The estimated fair value would increase (decrease) if: <ul style="list-style-type: none"> <li>the estimated sale price was higher (lower);</li> <li>the estimated cash inflows based on forecasted sales were higher (lower);</li> <li>the estimated mortality rate was lower (higher);</li> <li>the estimated volume of production was higher (lower); or</li> <li>the estimated costs to be incurred in the growing process were lower (higher).</li> </ul>
Parent stock	Income approach. The valuation model considers the net cash flows expected to be generated from the day-old chicks that will be born. The cash flow projections include specific estimates for the volume of harvest considering the mortality rates. Due to the short growing period of chicks into parent stock, discounting is generally ignored.	Inclusive of: <ul style="list-style-type: none"> <li>Estimated future sale price of breeder chicken (parent stock)</li> <li>Estimated mortality rate</li> <li>Estimated volume of raised breeder chicken (parent stock)</li> <li>Estimated costs to be incurred in the growing process</li> </ul>	The estimated fair value would increase (decrease) if: <ul style="list-style-type: none"> <li>the estimated sale price was higher (lower);</li> <li>the estimated cash inflows based on forecasted purchased were higher (lower);</li> <li>the estimated mortality rate was lower (higher);</li> <li>the estimated volume of raised breeder chicken was higher (lower); or</li> <li>the estimated costs to be incurred in the growing process were lower (higher).</li> </ul>

The changes in fair value of biological assets are recognized under sales amounting to ₱16.1 million and ₱203.8 million for the period ended March 31, 2022 and 2021, respectively, and under cost of sales amounting to ₱41.9 million and ₱184.3 million for the period ended March 31, 2022 and 2021, respectively (see Note 17).

*Revaluation of Property, Plant and Equipment (excluding Transportation Equipment and CIP) and Investment Properties.* The Company carries its investment properties at fair value, with changes in fair value being recognized in the interim consolidated statements of comprehensive income. In addition, the Company measures property, plant and equipment (excluding transportation equipment and CIP) at revalued amounts, with changes in fair value being recognized in OCI.

In determining the appraised values of the property, plant and equipment and investment properties, the Company hired independent firms of appraisers as at December 31, 2021 and 2020. In order to arrive at a reasonable valuation, the appraisers personally inspected the properties, requested information from reputable sources and considered the following: (a) utility and market value of the land; (b) cost of reproduction of the replaceable property; (c) current prices for similar-use property in the second-hand market; (d) age, condition, past maintenance, and present and prospective serviceability in comparison with new assets of similar kind; (e) accumulated depreciation; (f) lease rates and, (g) recent trends and development in the industry concerned.

The fair values of the land classified as part of investment properties and under property, plant and equipment were derived using the sales comparison approach. Under this approach, the value of the land is based on the sales and listings of comparable properties registered within the vicinity. This approach requires the establishment of comparable properties by reducing reasonable comparative sales and listings to a common denominator. This is done by adjusting the differences between the subject property to those actual sales and listings regarded as comparable. The properties used as bases of comparison are situated within the immediate vicinity of the subject property. The comparison was premised on factors such as location, size and shape of the land, and time element which are the most significant unobservable inputs on the valuation. Although this input is subjective, management considers that the overall valuation would not be materially affected by reasonable and possible alternative assumptions.

The fair values of property, plant and equipment (except for land) and investment properties (except for land and the Bulacan and Davao dressing plants) were arrived at using the cost reproduction approach as there is a lack of comparable market data because of the nature of the properties. Under this approach, the most significant inputs are estimates of the current cost of reproduction of the replaceable property in accordance with the current market prices for materials, labor, manufactured equipment, contractor's overhead and profit and fees, but without prior provision for overtime or bonuses for labor and premiums for materials. Adjustments are then made to reflect depreciation resulting from physical deterioration and obsolescence to arrive at a reasonable valuation which is an unobservable input.

The fair values of the Company's dressing plants in Bulacan and Davao which is classified as investment properties were arrived at using the income approach. Under this approach, the value of an asset is determined by reference to the value of income, cash flow, or cost savings generated by the asset. Assumptions are made including base rental, rental growth, statutory and operating expenses, and sale price and disposal of the property at the end of the investment period. Although this input is subjective, management considers that the overall valuation would not be materially affected by reasonable and possible alternative assumptions.

In 2020 and 2018, the Company's property, plant and equipment (except transportation equipment and CIP) were reappraised by an independent firm of appraisers resulting to an additional revaluation gain of ₱22.0 million and ₱90.7 million before tax effect, respectively. The carrying value of property, plant



and equipment at revalued amount amounted to ₱871.8 million and ₱872.0 million as at March 31, 2022 and December 31, 2021, respectively. No revaluation was made in 2021 and 2019 (see Note 11).

In 2021, the Company's investment properties were reappraised by independent firms of appraisers resulting to an additional fair value gain of ₱1.3 million (see Note 12). The carrying value of investment properties amounted to ₱979.9 million and ₱973.4 million as at March 31, 2022 and December 31, 2021, respectively (see Note 12).

*Estimating ECL on Trade and Other Receivables.* The Company uses a provision matrix to calculate ECLs for trade receivables. The provision rates are based on days past due.

The provision matrix is initially based on the Company's historical observed default rates. The Company will calibrate the matrix to adjust the historical credit loss experience with forward-looking information. To search the most relevant macroeconomic variable with a strong linear relationship on the past due behavior of the portfolio, regression analysis was applied to the following: inflation, unemployment, movement of Philippine peso against the US dollar, percentage change in gross domestic product and consumer price index. Among these factors, the forward-looking information on percentage change in gross domestic product was determined to have a strong and symmetrical relationship with the past due behavior of the Company's trade receivable portfolio. For instance, if forecast economic conditions (i.e., gross domestic product) are expected to deteriorate over the next year which can lead to an increased number of defaults, the historical default rates are adjusted. At every reporting date, the historical observed default rates are updated and changes in the forward-looking estimates are analyzed.

The assessment of the correlation between historical observed default rates, forecast economic conditions and ECL is a significant estimate. The amount of ECL is sensitive to changes in circumstances and of forecast economic conditions. The Company's historical credit loss experience and forecast of economic conditions may also not be representative of customer's actual default in the future. The information about the ECL on the Company's receivables is disclosed in Notes 7 and 31.

The Company did not provide any extension or reduction in payment, except for very few customers, as a result of the COVID-19 pandemic. Management has considered the impact of the COVID-19 pandemic on its ECL calculation and assessed the impact to be not significant.

The Company recognized provision for ECL on trade and other receivables amounting to ₱0.4 million and ₱10.2 million for the three months period ended March 31, 2022 and year ended December 31, 2021, respectively (see Note 21). Trade and other receivables amounting to nil and ₱104.6 million was written-off in 2022 and 2021, respectively (see Note 7).

The carrying value of trade and other receivables amounted to ₱759.4 million and ₱902.4 million as at March 31, 2022 and December 31, 2021, respectively. Allowance for ECL on trade and other receivables as at March 31, 2022 and December 31, 2021 amounted to ₱213.7 million and ₱213.3 million, respectively (see Note 7).

*Estimating Retirement Benefits.* The cost of the defined benefit pension plan and the present value of the DBO are determined using actuarial valuations. An actuarial valuation involves making various assumptions that may differ from actual developments in the future. These include the determination of the discount rate, future salary increases and mortality rates. Due to the complexities involved in the valuation and its long-term nature, the DBO is highly sensitive to changes in these assumptions. All assumptions are reviewed at each reporting date.

The parameter most subject to change is the discount rate. In determining the appropriate discount rate, management considers the interest rates of government bonds. The mortality rate is based on publicly available mortality tables for the Philippines. Those mortality tables tend to change only at intervals in response to demographic changes. Future salary increases and pension increases consider historical rate increases as well as expected future inflation rates.

Further details about pension obligations are provided in Note 22.

The Company's net retirement liability amounted to ₱168.1 million and ₱166.5 million as at March 31, 2022 and December 31, 2021, respectively (see Note 22).

*Realizability of Deferred Tax Assets.* The Company's assessment on the recognition of deferred tax assets on deductible temporary differences is based on the forecasted taxable income of the following reporting period. This forecast is based on the Company's past results and future expectations on revenues and expenses as well as future tax planning strategies.

No deferred tax assets were recognized on certain deductible temporary differences and carryforward benefits of MCIT as at March 31, 2022 and December 31, 2021, respectively (see Note 23). Management has assessed that it may not be probable that future taxable profit will be available in the near future against which these deferred tax assets can be utilized.

Deferred tax assets recognized by the Company amounted to ₱102.9 million and ₱101.4 million as at March 31, 2022 and December 31, 2021, respectively (see Note 23).

---

## 5. Segment Reporting

### Business Segments

For management purposes, the Company is organized and managed separately according to the nature of products and services provided, with each segment representing a strategic business unit that offers different products and serves different markets.

The industry segments where the Company operates are as follows:

- a. The Food segment is engaged in the growing, production and distribution of chicken broilers, either as live or dressed. Its products are distributed to wet markets and supermarkets.
- b. The Feeds segment caters to the feed requirement of the poultry growers' industry. It is engaged in the manufacture and distribution of animal feeds, animal health and nutritional products, and feed supplements.
- c. The Farms segment is involved in the production of day-old chicks and pullets.
- d. The Corporate and Others segment includes general and corporate income and expense items which are not specifically identifiable to a particular segment.

### Segment Assets and Liabilities

Segment assets include all operating assets used by a segment and consist principally of operating cash, receivables, inventories and property, plant and equipment. Segment liabilities include all operating liabilities and consist principally of accounts, wages, taxes currently payable and accrued liabilities. Segment assets and liabilities do not include deferred tax assets and liabilities.

### Intersegment Transactions

Segment revenues, expenses and performance include sales and purchases between business segments and between geographical segments. Such sales and purchases are eliminated in consolidation. The Company generally accounts for intersegment sales and transfers at cost.

## Segment Financial Information

The segment financial information is presented as follows (in thousands):

	Unaudited March 31, 2022					
	Foods	Feeds	Farms	Corporate & Others	Eliminations	Consolidated
<b>REVENUES</b>						
Sale of goods, net of discount	₱1,411,224	₱1,084,004	₱106,022	₱—	₱—	₱2,601,250
Fair value adjustment on biological assets	—	—	16,056	—	—	16,056
	1,411,224	1,084,004	122,078	—	—	2,617,306
<b>COST AND OTHER OPERATING EXPENSES AND OTHER OPERATING INCOME</b>						
Cost of goods sold excluding depreciation	₱1,236,169	₱977,762	₱144,006	₱—	₱—	₱2,357,937
Operating expenses excluding depreciation	23,750	35,761	2,609	107,376	—	169,496
Depreciation and amortization	3,724	19,552	—	2,349	—	25,625
Other operating income	—	(7,751)	—	(2,196)	—	(9,947)
	1,263,643	1,025,324	146,615	107,530	—	2,543,111
<b>SEGMENT OPERATING PROFIT (LOSS)</b>	₱147,581	₱58,680	(₱24,537)	(₱107,530)	₱—	₱74,195
Other charges -net						(18,440)
Income before income tax						55,755
Tax expense						(14,917)
Net income						₱40,838
<b>ASSETS AND LIABILITIES</b>						
Segment assets	₱905,137	₱1,966,981	₱233,194	₱1,415,095	₱—	₱4,520,407
Segment liabilities	₱518,553	₱924,302	₱216,827	₱1,202,788	₱—	₱2,862,470
<b>OTHER INFORMATION</b>						
Capital expenditures	₱6,488	₱12,003	₱—	₱2,860	₱—	₱21,351
Non-cash expenses other than depreciation and impairment losses	₱—	₱—	₱—	₱1,766	₱—	₱1,766

	Unaudited March 31, 2021					
	Foods	Feeds	Farms	Corporate & Others	Eliminations	Consolidated
<b>REVENUES</b>						
Sale of goods, net of discount	₱917,768	₱950,933	₱135,243	₱–	₱–	₱2,003,345
Fair value adjustment on biological assets	–	–	203,800	–	–	203,800
	917,768	950,933	339,043	–	–	2,207,145
<b>COST AND OTHER OPERATING EXPENSES AND OTHER OPERATING INCOME</b>						
Cost of goods sold excluding depreciation	₱744,185	₱776,802	₱291,590	₱–	₱–	₱1,812,576
Operating expenses excluding depreciation	19,429	28,914	2,359	76,487	–	127,189
Depreciation and amortization	1,081	22,579	–	4,515	–	28,175
Other operating income	–	(5,094)	–	(2,539)	–	(7,633)
	764,695	823,201	293,949	78,463	–	1,960,308
<b>SEGMENT OPERATING PROFIT (LOSS)</b>						
	₱153,073	₱127,133	₱45,095	(₱78,463)	₱–	₱246,838
Other charges -net						(7,896)
Income before income tax						238,941
Tax expense						(52,419)
Net income						₱186,522
<b>ASSETS AND LIABILITIES</b>						
Segment assets, as restated	₱782,128	₱1,761,066	₱219,979	₱1,041,564	₱–	₱3,804,737
Segment liabilities	₱82,523	₱953,164	₱31,525	₱883,700	₱–	₱1,950,913
<b>OTHER INFORMATION</b>						
Capital expenditures	₱4,267	₱4,844	₱–	₱2,329	₱–	₱11,440
Non-cash expenses other than depreciation and impairment losses	₱–	₱–	₱–	₱576	₱–	₱576

Currently, the Company's operation is only in the Philippines, hence it has no geographical segment. The Company, however, has manufacturing plants in different regions of the country.

## 6. Cash

	Unaudited March 2022	Audited December 2021
Cash on hand	₱3,732,646	₱2,487,637
Cash in banks	192,067,551	227,528,282
	₱195,800,197	₱230,015,919

Cash in banks earn interest at prevailing bank deposit interest rates of 0.1% to 1.3% in March 31, 2022 and December 31, 2021. Interest income on cash in banks amounted to ₱0.01 million and ₱0.1 million in March 31, 2022 and December 31, 2021, respectively.

## 7. Trade and Other Receivables

	Unaudited March 2022	Audited December 2021
Trade:		
Third parties	<b>₱611,860,661</b>	₱565,508,598
Related parties (Note 24)	<b>175,146,034</b>	262,799,719
Nontrade	<b>136,706,682</b>	241,271,819
Advances to officers and employees (Note 24)	<b>15,461,629</b>	12,474,296
Receivable from government	<b>4,386,093</b>	4,059,611
Others	<b>29,589,803</b>	29,584,276
	<b>973,150,902</b>	1,115,698,319
Allowance for ECL	<b>(213,734,925)</b>	(213,307,666)
	<b>₱759,415,977</b>	₱902,390,653

Trade receivables are usually due within 30 to 90 days and are noninterest-bearing (see Note 24).

Advances to officers and employees are unsecured, noninterest-bearing and subject to salary deduction or liquidation for a specified period of time of about one year (see Notes 14 and 24).

Nontrade receivables comprise mainly of receivables arising from incidental income of the Company such as tolling, rentals, hatching, hauling and laboratory analysis charges. These are settled within 30 to 90 days and are noninterest-bearing.

Other receivables comprise mainly of unsecured and noninterest-bearing short term deposits and claims from Philippine Social Security System.

Trade and other receivables collected after due date earned an interest income amounting to ₱0.6 million, and nil million in March 31, 2022 and 2021, respectively.

Movements in the allowance for ECL account as at March 31, 2022 and December 31, 2021 are shown below:

	Trade	Others	Total
Balance as at January 1, 2022,	<b>₱171,381,659</b>	<b>₱41,926,007</b>	<b>₱213,307,666</b>
Provision (Note 21)	<b>427,259</b>	—	<b>427,259</b>
Balance as at March 31, 2022	<b>₱171,808,918</b>	<b>₱41,926,007</b>	<b>₱213,734,925</b>

	Trade	Others	Total
Balance as at January 1, 2021,			
as restated	161,223,940	146,548,134	307,772,074
Provision (Note 21)	10,157,719	—	10,157,719
Accounts written-off	—	(104,622,127)	(104,622,127)
Balance as at December 31, 2021	<b>₱171,381,659</b>	<b>₱41,926,007</b>	<b>₱213,307,666</b>

## 8. Inventories and Livestock

	Unaudited March 2022	Audited December 2021
Inventories:		
At net realizable value - Finished goods	218,188,126	₱184,305,798
At cost:		
Raw materials and feeds supplements	487,553,265	315,027,658
Supplies and animal health products	71,049,533	64,126,465
Hatching eggs	40,190,700	36,849,974
Finished goods	57,692,886	22,708,402
	874,674,530	623,018,297
Livestock:		
Day-old chicks and growing broilers	82,606,959	38,086,778
Parent stock	9,670,413	14,380,992
	92,277,372	52,467,770
	₱966,951,902	₱675,486,067

### Inventories

Inventories are valued at lower of cost and NRV as at March 31, 2022 and December 2021. The cost of finished goods carried at NRV amounted to ₱219.1 million and ₱185.2 million as at March 31, 2022 and December 31, 2021, respectively. Inventories charged to cost of goods sold amounted to ₱2,021.3 million and ₱1,371.9 million in March 31, 2022 and 2021, respectively (see Note 18).

### Livestock

The Company's biological assets pertain to its livestock consisting of day-old chicks, broilers and parent stock.

Day-old chicks and broilers	Unaudited March 2022	Audited December 2021
Opening balance	₱38,086,778	₱42,332,469
Increase due to production	1,290,590,442	4,014,182,626
Fair value adjustment due to production	16,056,152	48,631,208
Decrease due to sales, harvest and mortality	(1,249,222,418)	(3,989,265,663)
Fair value adjustment due to sales, harvest and mortality	(12,903,994)	(77,793,862)
	₱82,606,959	₱38,086,778

Parent stock	Unaudited March 2022	Audited December 2021
Opening balance	₱14,380,992	₱—
Increase due to purchase	15,240,101	7,892,559
Fair value adjustment due to growth	(19,950,680)	6,488,433
	₱9,670,413	₱14,380,992

Movements in the allowance for inventory obsolescence account as at March 31, 2022 and December 31, 2021 are shown below:

	<b>Unaudited March 2022</b>	<b>Audited December 2021</b>
Balance at beginning of year	<b>₱896,315</b>	<b>₱896,315</b>
	<b>₱896,315</b>	<b>₱896,315</b>

## 9. Other Current Assets

This account consists of:

	<b>Unaudited March 2021</b>	<b>Audited December 2021</b>
Advances to suppliers	<b>₱424,062,695</b>	<b>₱176,344,063</b>
CWT	<b>78,031,069</b>	<b>88,608,614</b>
Prepayments	<b>45,119,934</b>	<b>26,382,862</b>
Input VAT	<b>4,657,321</b>	<b>3,488,442</b>
	<b>551,871,019</b>	<b>294,823,981</b>
Allowance for impairment losses	<b>(3,091,532)</b>	<b>(3,091,532)</b>
	<b>₱548,779,487</b>	<b>₱291,732,449</b>

Advances to suppliers pertain to advance payments on purchases of goods and services to be purchased in the Company's normal course of business. These goods and services are expected to be delivered within a year.

CWT represents the amount withheld by the Company's customers in relation to its sale of goods and services. These are recognized upon collection of the related billings and are utilized as tax credits against income tax due as allowed by the Philippine taxation laws and regulations.

Prepayments mainly pertain to insurance and bond premiums, among others, which are amortized within a year. The allowance for impairment losses pertain to input VAT which is no longer recoverable by the Company.

## 10. Receivable from Insurance

The Company has an outstanding claim for typhoon damages from Charter Ping An Insurance Corporation. Pursuant to the Insurance Code, the Company is entitled to interest on its claim at a rate twice the ceiling prescribed by the Monetary Board beginning March 12, 2010, 90 days from the date the Company has filed the claim. On August 17, 2016, the Company received ₱58.9 million as partial settlement. The Company continues to legally pursue the remaining outstanding balance of ₱141.6 million as at December 31, 2021. The court proceedings for the remaining claims were remanded to the Regional Trial Court of Malolos City in accordance with the resolution issued by the Court of Appeals on February 13, 2018. Management and its legal counsel believe that the ongoing litigation on the remaining claims will not result in any significant adverse impact on the Company's financial condition and results of operations.

The composition of receivable from insurance at at March 31, 2022 and December 31, 2021 are as follows:

Cost	<b>₱141,664,583</b>
Allowance for ECL	<b>71,460,773</b>
	<b>₱70,203,810</b>

No provisions for and write off of allowance for receivable from insurance were recognized in the statement of comprehensive income for the years ended March 31, 2022, and March 31, 2021

## 11. Property, Plant and Equipment

### At Revalued Amount

The composition and movements of this account are presented below:

Unaudited March 31, 2022						
	Land	Machinery and Equipment	Buildings	Leasehold and Land Improvements	Office Furniture, Fixtures and Equipment	Total
<b>Cost</b>						
Balance at beginning of year	₱434,169,887	₱591,281,540	₱173,442,789	₱67,421,844	₱94,317,461	₱1,360,633,521
Additions	—	1,589,033	8,550,660	955,560	2,464,982	13,560,235
Disposals	—	(5,244,294)	—	—	—	(5,244,294)
Balance at end of year	434,169,887	587,626,279	181,993,449	68,377,404	96,782,443	1,368,949,462
<b>Accumulated Depreciation and Amortization</b>						
Balance at beginning of year	—	288,556,522	75,900,042	44,158,649	73,266,358	481,881,571
Depreciation and amortization (Notes 18 and 19)	—	13,725,068	1,814,453	816,150	3,114,583	19,470,254
Disposals	—	(4,173,235)	—	—	—	(4,173,235)
<b>Balance at end of year</b>	—	298,108,355	77,714,495	44,974,799	76,380,941	497,178,590
<b>Net carrying amount</b>	<b>₱434,169,887</b>	<b>₱289,517,924</b>	<b>₱104,278,954</b>	<b>₱23,402,605</b>	<b>₱20,401,502</b>	<b>₱871,770,872</b>

Audited December 31, 2021						
	Land	Machinery and Equipment	Buildings	Leasehold and Land Improvements	Office Furniture, Fixtures and Equipment	Total
<b>Cost</b>						
Balance at beginning of year	₱439,712,887	₱569,729,900	₱167,127,587	₱29,939,642	₱82,558,444	₱1,289,068,460
Additions	—	19,891,913	5,554,310	2,228,341	10,159,526	37,834,090
Revaluation gain	—	(3,253,425)	—	—	(35,000)	(3,288,425)
Reclassification and adjustments	—	(2,186,450)	760,892	4,405,713	(60,675)	2,919,480
Disposals	(5,543,000)	—	—	—	—	(5,543,000)
Adjustments	—	(961,950)	—	(47,698)	—	(1,009,648)
Balance at end of year	434,169,887	583,219,988	173,442,789	36,525,997	92,622,295	1,319,980,956
<b>Accumulated Depreciation and Amortization</b>						
Balance at beginning of year	—	246,977,446	65,170,245	12,605,328	57,596,527	382,349,546
Depreciation and amortization (Notes 18 and 19)	—	55,155,948	7,081,549	3,280,276	14,809,549	80,327,322
Reclassification and adjustments	—	(10,969,434)	(874,508)	(189,288)	(60,675)	(12,093,905)
Disposals	—	(2,607,438)	—	—	(6,806)	(2,614,244)
Balance at end of year	—	288,556,522	71,377,286	15,696,316	72,338,595	447,968,719
<b>Net carrying amount</b>	<b>₱434,169,887</b>	<b>₱294,663,466</b>	<b>₱102,065,503</b>	<b>₱20,829,681</b>	<b>₱20,283,700</b>	<b>₱872,012,237</b>

If all the property, plant and equipment were measured at cost model, the carrying amounts will be as follows:



Unaudited March 31, 2022						
	Land	Machinery and Equipment	Buildings	Leasehold and Land Improvements	Office Furniture, Fixtures and Equipment	Total
Cost	₱14,159,490	₱494,246,753	₱198,972,648	₱36,238,063	₱85,676,114	₱829,293,068
Accumulated depreciation and impairment	–	(284,327,823)	(64,423,012)	(13,457,489)	(68,335,356)	(430,543,680)
Net carrying amount	₱14,159,490	209,918,930	134,549,636	22,780,574	17,340,758	398,749,378

Audited December 31, 2021						
	Land	Machinery and Equipment	Buildings	Leasehold and Land Improvements	Office Furniture, Fixtures and Equipment	Total
Cost as at year end	₱14,159,490	₱497,902,014	₱190,421,988	₱35,282,493	₱83,211,132	₱820,977,117
Accumulated depreciation and impairment	–	(266,429,519)	(62,608,559)	(12,641,339)	(65,220,773)	(406,900,190)
Net carrying amount	₱14,159,490	₱231,472,495	₱127,813,429	₱22,641,154	₱17,990,359	₱414,076,927

The Company's property, plant and equipment (except transportation equipment and construction in-progress) was appraised in 2020 and 2018.

#### Fair Value Measurement

The Company's property, plant and equipment (except for transportation equipment and construction in-progress) were appraised by an independent firm of appraisers. The latest appraisal report is at December 31, 2020. The fair value measurement for property, plant and equipment has been categorized as level 3 (significant unobservable inputs).

The description of valuation techniques used and key inputs to valuation on property, plant and equipment follows:

#### *Market approach*

Sales comparison approach involves the comparison of the land to those that are more or less located within the vicinity of the appraised property and are subject of recent sales and offerings. Adjustments were made to arrive at the market value by considering the location, size, shape, utility, desirability and time element.

Valuation Technique	Significant Unobservable Inputs	Range	
		March 2022	December 2021
Land	Price per square meter	₱1,493-₱1,857	₱1,493-₱1,857
	Value adjustments	35%-48%	35%-48%

Significant increases (decreases) in estimated price per square meter in isolation would result in a significantly higher (lower) fair value on a linear basis.

#### *Replacement cost less accumulated depreciation*

Replacement cost approach is a method under the cost approach that indicates the value by calculating the current replacement cost of an asset less deductions for physical deterioration and all relevant forms of obsolescence. Depreciation is estimated as evidence by the observed condition and present and prospective serviceability in comparison with new units of like kind.

	Valuation Technique	Significant Unobservable Inputs	Remaining economic life
Machinery and Equipment	Cost Reproduction Approach	Replacement cost less accrued depreciation	3 - 5 years remaining economic life
Buildings	Cost Reproduction Approach	Replacement cost less accrued depreciation	7 - 25 years remaining economic life
Land Improvements	Cost Reproduction	Replacement cost less accrued	2 - 4 years remaining

Office Furniture, Fixtures and Equipment	Approach Cost Reproduction Approach	depreciation Replacement cost less accrued depreciation	economic life 2 - 4 years remaining economic life
Leasehold Improvements	Cost Reproduction Approach	Replacement cost less accrued depreciation	2 - 4 years remaining economic life

This approach is applied by estimating the amount that currently would be required to construct a substitute asset of comparable utility.

Significant increases (decreases) in the replacement cost in isolation would result in a significantly higher (lower) fair value on a linear basis.

#### At Cost

The composition and movements of this account are presented below:

Unaudited March 31, 2022			
	Transportation Equipment	CIP	Total
<b>Cost</b>			
Balance at beginning of year	₱48,590,960	₱38,699,957	₱87,290,917
Reclassification	—	(5,875,937)	(5,875,937)
Balance at end of year	₱48,590,960	₱32,824,020	₱81,414,980
<b>Accumulated Depreciation, and Amortization</b>			
Balance at beginning of year	41,080,419	—	41,080,419
Depreciation and amortization (Notes 18 and 19)	535,116	—	535,116
<b>Balance at end of year</b>	<b>41,615,535</b>	<b>—</b>	<b>41,615,535</b>
<b>Net carrying amount</b>	<b>₱6,975,426</b>	<b>₱32,824,020</b>	<b>₱39,799,445</b>
Audited December 31, 2021			
	Transportation Equipment	CIP	Total
<b>Cost</b>			
Balance at beginning of year	₱51,158,960	₱17,510,838	₱68,669,798
Additions	—	36,202,504	36,202,504
Reclassification	—	(15,013,385)	(15,013,385)
Disposals	(2,998,000)	—	(2,998,000)
Balance at end of year	₱48,160,960	₱38,699,957	₱86,860,917
<b>Accumulated Depreciation and Amortization</b>			
Balance at beginning of year	₱38,955,653	₱—	₱38,955,653
Depreciation and amortization (Notes 18 and 19)	4,922,099	—	4,922,099
Disposals	(2,998,000)	—	(2,998,000)
Balance at end of year	40,879,752	—	40,879,752
<b>Net carrying amount</b>	<b>₱7,281,208</b>	<b>₱38,699,957</b>	<b>₱45,981,165</b>

In March 31, 2022 and December 31, 2021, the Company sold property, plant and equipment for a cash consideration of ₱0.2 million and 1.0 million, resulting to a loss on disposal amounting to ₱1.0 million and ₱1.0 million, respectively.

Construction in-progress represents cost incurred in the construction of the Company's offices, cabling installation, piping, bagging system installation, and other developments. Costs primarily include raw materials procurement, general construction works and installation costs.

As at March 31, 2022 and December 31, 2021, there are no significant contractual commitments entered into by the Company.

Depreciation and amortization expense follow:

	<b>Unaudited March 2022</b>	Unaudited March 2021
Property, plant and equipment:		
At revalued amount	<b>₱19,470,254</b>	₱21,538,383
At cost	<b>535,116</b>	1,487,581
Right-of-use asset (Note 13)	<b>4,152,533</b>	4,229,266
Computer software (Note 13)	<b>1,466,384</b>	919,526
	<b>₱25,624,287</b>	₱28,174,756

## 12. Investment Properties

Investment properties comprise of the Company's hatchery buildings, and dressing and rendering plants that are held to earn rentals and parcels of land which are either for lease or foreclosed by the Company to settle customers' liabilities. These foreclosed parcels of land are being held for capital appreciation only.

Movements in this account are summarized below:

	<b>Unaudited March 31, 2022</b>		
	<b>Land</b>	<b>Building</b>	<b>Total</b>
Balance at beginning of year	<b>₱559,281,779</b>	<b>₱414,150,973</b>	<b>₱973,432,752</b>
Additions	—	<b>6,487,892</b>	<b>6,487,892</b>
Balance at end of year	<b>₱559,281,779</b>	<b>₱420,638,866</b>	<b>₱979,920,644</b>

	<b>Audited December 31, 2021</b>		
	<b>Land</b>	<b>Building</b>	<b>Total</b>
Balance at beginning of year	₱554,272,573	₱377,103,407	₱931,375,980
Gain (loss) on fair value changes	7,830,673	(6,562,540)	1,268,133
Additions	—	43,610,106	43,610,106
Transfer from property, plant and equipment	5,543,000	—	5,543,000
Disposals	(1,870,779)	—	(1,870,779)
Write-offs	(6,493,688)	—	(6,493,688)
Balance at end of year	₱559,281,779	₱414,150,973	₱973,432,752

The composition of investment properties as at March 31, 2022 and December 31, 2021 are as follows:

	Unaudited March 2022	Audited December 2021
Cost	₱597,716,371	₱597,716,371
Cumulative gain on fair value changes	375,716,381	375,716,381
	<b>₱973,432,752</b>	<b>₱973,432,752</b>

Rental income earned from the dressing plant in Bulacan amounted to ₱2.2 million and ₱2.5 million for the periods ended March 31, 2022 and 2021, respectively (see Note 20). Direct costs related to properties that generate rental income amounted to ₱1.0 million and ₱0.8 million for the periods ended March 31, 2022 and 2021, respectively.

#### Fair Value Measurement

Investment properties are revalued periodically at fair values as determined by an independent firm of appraisers. The latest appraisal reports are at December 31, 2021. The Company recognized fair value gain of nil, and ₱1.3 million in 2022, and, 2021, respectively. The fair value measurement for investment properties has been categorized as Level 3 (significant unobservable inputs).

Description of valuation techniques used and key inputs to valuation on investment properties follows:

#### *Market approach*

Sales comparison approach involves the comparison of the land to those that are more or less located within the vicinity of the appraised property and are subject of recent sales and offerings. Adjustments were made to arrive at the market value by considering the location, size, shape, utility, desirability and time element.

Valuation Technique	Significant Unobservable Inputs	Range	
		2022	2021
Land	Sales Comparison Approach	Price per square meter Value adjustments	₱200-12,000 5%-21%

#### *Replacement cost less accumulated depreciation*

Replacement cost approach is a method under the cost approach that indicates the value by calculating the current replacement cost of an asset less deductions for physical deterioration and all relevant forms of obsolescence. Depreciation is estimated as evidence by the observed condition and present and prospective serviceability in comparison with new units of like kind.

Valuation Technique	Significant Unobservable Inputs	Remaining economic life
Improvements	Cost Reproduction Approach	Replacement cost less accrued depreciation
		7 - 33 years remaining economic life

#### *Income approach*

Income approach is a form of analysis allows an investor or owner to make an assessment of the long-term return that is likely to be derived from a property with a combination of rental and capital growth over an assumed investment horizon.

Valuation Technique	Significant Unobservable Inputs
Bulacan and Davao dressing plants	Income Approach
	Price per square meter, value adjustments, discount rate, lease rates, escalation rate, and vacancy and bad debt allowance

The significant unobservable inputs to fair valuation are as follows:

*Price per square meter:* estimated value prevailing in the real estate market depending on the location, area, shape and time element.

*Value adjustments:* adjustments are made to bring the comparative values in approximation to the investment property taking into account the location, size, architectural features and etc.

*Discount rate:* This was arrived at by summing up the risk-free rate and management /liquidity rate. Management/liquidity rate refers to the estimated premium to compensate for the burden of management and the ease with which an investment can be sold.

*Lease rates:* estimated rental rates prevailing in the real estate market depending on the location of the properties.

*Escalation rate:* adjustments are made to account for the increase in rental rates in the subsequent periods.

*Vacancy and bad debt allowance:* adjustments made to consider that the properties may experience vacancies (even in a strong rental market) due to the time lag between successive tenants (e.g., remodeling, maintenance). Collection losses can result from a tenant's inability or refusal to pay rent.

Significant increases (decreases) in estimated price per square meter, value adjustments, discount rates, lease rates, escalation rate, and vacancy and bad debt allowance in isolation would result in a significantly higher (lower) fair value on a linear basis. Significant increases (decreases) in discount rates and vacancy and bad debt allowance in isolation would result in a significantly lower (higher) fair value on a linear basis.

### 13. Right-of-Use Assets and Other Noncurrent Assets

#### Right-of-use Assets

Movements in right-of-use assets are as follows:

	Unaudited March 31, 2022		
	Building	Transportation Equipment	Total
<b>Cost</b>			
Balance at beginning of year	₱12,065,912	₱94,587,585	₱106,653,497
Additions	—	19,326,450	19,326,450
<b>Balance at end of year</b>	<b>12,065,912</b>	<b>113,914,035</b>	<b>125,979,947</b>
<b>Accumulated Amortization</b>			
Balance at beginning of year	8,446,138	59,285,724	67,731,861
Depreciation	723,955	3,428,578	4,152,533
<b>Balance at end of year</b>	<b>9,170,093</b>	<b>62,714,302</b>	<b>71,884,394</b>
<b>Net carrying value</b>	<b>₱2,895,820</b>	<b>₱51,199,733</b>	<b>₱54,095,552</b>

Audited December 31, 2021			
	Building	Transportation Equipment	Total
<b>Cost</b>			
Balance at beginning of year	₱12,065,912	₱71,138,213	₱83,204,125
Additions	—	23,194,616	23,194,616
Reclassification	—	254,756	254,756
<b>Balance at end of year</b>	<b>12,065,912</b>	<b>94,587,585</b>	<b>106,653,497</b>
<b>Accumulated Amortization</b>			
Balance at beginning of year	5,550,319	45,102,446	50,652,765
Depreciation	2,895,819	14,183,278	17,079,097
<b>Balance at end of year</b>	<b>8,446,138</b>	<b>59,285,724</b>	<b>67,731,862</b>
<b>Net carrying value</b>	<b>₱3,619,774</b>	<b>₱35,301,861</b>	<b>₱38,921,635</b>

Other Noncurrent Assets

	Unaudited March 2022	Audited December 2021
Project development costs	₱31,368,395	₱31,368,395
Security deposits	15,459,460	15,459,460
Computer software	18,209,368	19,661,027
	65,037,223	66,488,882
Allowance for impairment losses	(31,368,395)	(31,368,395)
	₱33,668,828	₱35,120,487

Project development costs represent expenses incurred on the Company's aqua feeds and aqua culture projects. Based on management's evaluation, these costs may no longer be recoverable. Accordingly, the project development cost amounting to ₱31.4 million was provided with full valuation allowance as at March 31, 2022 and December 2021.

Security deposits represent rental and other deposits paid by the Company and will be returned at the end of the lease term (see Note 27).

Movements in computer software are as follows:

	Unaudited March 2022	Audited December 2021
<b>Cost</b>		
Balance at beginning of year	₱43,344,648	₱26,354,542
Additions	14,725	16,990,106
Balance at end of year	43,359,373	43,344,648
<b>Accumulated Depreciation and Amortization</b>		
Balance at beginning of year	23,683,621	20,005,519
Depreciation and amortization	1,466,384	3,678,102
Balance at end of year	25,150,005	23,683,621
<b>Net Book Value</b>	<b>₱18,209,368</b>	<b>₱19,661,027</b>

Computer software is amortized over the economic life of three years with an average remaining useful life of two to three years.

#### 14. Trade and Other Payables

	Unaudited March 2022	Audited December 2021
Trade payables		
Third parties	₱1,427,224,003	₱1,170,645,926
Related parties (Note 24)	17,915,977	89,707,830
Accrued expenses		
Selling and administrative	276,275,779	218,454,340
Outside services	56,137,128	31,336,924
Others	42,868,795	66,319,172
Nontrade payables	73,821,520	88,002,512
Customers' deposits	52,649,678	12,035,187
Statutory liabilities	15,024,290	15,945,595
	<b>₱1,961,917,170</b>	<b>₱1,692,447,486</b>

Trade payables primarily consist of liabilities arising from purchases of raw materials in the normal course of business. These are noninterest-bearing and are generally on a 90-day credit term.

Accrued expenses mainly pertain to salaries and wages, freight and handling, outside services, rebates, taxes and licenses, commission, plant and office supplies. Accrued expenses are normally settled within one year.

Nontrade payables are liabilities arising from purchases of goods, other than raw materials, and various services giving rise to expenses such as trucking fees, utilities, security services and inspection fees, among others. These are settled within one year.

Customers' deposits are amounts received from animal and aqua feeds' customers. These serve as collateral for any unpaid balances.

Other payables consist of social security premiums payable and other statutory liabilities. These are normally settled within a month.

#### 15. Loans Payable

This account consists of the following:

	Unaudited March 2022	Audited December 2021
Short-term loans	₱466,574,306	₱381,932,829
Long-term loans	117,901,786	123,118,899
	<b>₱584,476,092</b>	<b>₱505,051,728</b>

	Unaudited March 2022	Audited December 2021
Short-term loans	₱466,574,306	₱381,932,829
Current portion of long-term loans	74,464,286	24,821,429
Current portion	541,038,592	406,754,258
Noncurrent portion of long-term loans	43,437,500	98,297,470
	<b>₱584,476,092</b>	<b>₱505,051,728</b>

Total availment of loans payable amounted to ₱310.5 million and ₱540.7 million in March 31, 2022 and December 31, 2021, respectively. Total payments of loans payable amounted to ₱231.1 million

and ₱315.6 million in March 31, 2022 and December 31, 2021, respectively.

Interest expense on loans payable amounted to ₱9.5 million and ₱5.1 million in March 31, 2022 and March 31, 2021, respectively.

The Company's short-term and long-term loans are not subject to any debt covenants.

#### Short-Term Loans

In March 31, 2022 and December 31, 2021, the Company obtained unsecured Peso-denominated short-term loans from local banks to finance working capital requirements. The Company's short-term loans bear interest at rates ranging from 3.25% to 5.50%.

In 2020, the Company also obtained short-term loan amounting to ₱87.4 million from one of its stockholders bearing an interest rate of 3% per annum (see Note 24). The carrying value of this short-term loan as at December 31, 2020 is ₱76.6 million. This short-term loan was fully paid in 2021.

#### Long-Term Loans

Long-term loans of the Company have remaining terms of five years. The Company's long-term loans bear interest at repriced interest rates ranging from 5.5% to 6.25%.

a. ₱86.9 million promissory note

On October 31, 2018, the Parent Company entered into an aggregate of ₱86.9 million, eight-year loan with China Bank Savings, Inc. ("CBS") payable in 28 quarterly installments with an interest rate of 7.875% per annum, repriced annually. Debt issue cost related to the promissory note pertaining to documentary stamp tax of ₱0.7 million was capitalized as part of the carrying amount of the loan amortized over the loan term using the effective interest method.

b. ₱86.9 million promissory note

On December 6, 2018, the Parent Company entered into an aggregate of ₱86.9 million, eight-year loan with CBS payable in 28 quarterly installments with an interest rate of 8.125% per annum, repriced annually. Debt issue cost related to the promissory note pertaining to documentary stamp tax of ₱0.7 million was capitalized as part of the carrying amount of the loan amortized over the loan term using the effective interest method.

---

## **16. Cash Bond Deposits**

Cash bond deposits amounting to ₱51.1 million and ₱48.1 million as at March 31, 2022 and December 31, 2021, respectively, substantially consist of surety bond deposits obtained from contract growers, contract breeders, customers and salesmen. These will be refunded upon termination of the contract.

The carrying amounts of the cash bond deposits are at nominal values because the timing of the refund or settlement of the deposits could not be reasonably estimated.



## 17. Revenue

	Unaudited March 2022	Unaudited March 2021
Sales		
Feeds	<b>₱1,109,491,402</b>	₱980,525,145
Foods	<b>1,417,136,947</b>	918,164,693
Farms	<b>107,637,983</b>	138,509,293
Sales discount, returns and allowances	<b>(33,016,007)</b>	(33,854,054)
	<b>2,601,250,325</b>	2,003,345,077
Changes in fair values of biological assets	<b>16,056,152</b>	203,800,256
	<b>₱2,617,306,477</b>	₱2,207,145,333

The changes in fair values of biological assets are recognized for (see Note 8):

	Unaudited March 2022	Unaudited March 2021
Day-old chicks and broilers	<b>₱16,056,152</b>	₱161,002,555
Parent stock	–	42,797,701
	<b>₱16,056,152</b>	₱203,800,256

## 18. Cost of Goods Sold

	Unaudited March 2022	Unaudited March 2021
Inventories used (Note 8)	<b>₱2,021,330,604</b>	₱1,371,912,871
Outside services	<b>218,501,493</b>	179,503,009
Contractual services	<b>52,644,331</b>	60,323,899
Changes in fair values of biological assets (see Note 17)	<b>41,887,412</b>	184,301,928
Depreciation (Notes 11 and 13)	<b>17,584,065</b>	18,869,408
Salaries and employee benefits (Note 19)	<b>9,054,320</b>	8,599,242
Communication, light and water	<b>8,673,429</b>	6,412,727
Repairs and maintenance	<b>2,649,999</b>	2,795,146
Others	<b>3,195,483</b>	93,506
	<b>₱2,375,521,136</b>	₱1,832,811,736

## 19. Operating Expenses

Operating expenses in the interim consolidated statements of comprehensive income are classified as follows:

	Unaudited March 2022	Unaudited March 2021
Administrative expenses	<b>₱109,724,983</b>	₱54,125,806
Selling and distribution expenses	<b>67,812,185</b>	81,002,443
	<b>₱177,537,168</b>	₱135,128,249

The details of operating expenses by nature are shown below:

	<b>Unaudited March 2022</b>	<b>Unaudited March 2021</b>
Salaries and employee benefits (Note 24)	<b>₱53,730,355</b>	₱41,093,463
Transportation, travel and freight and handling	<b>54,128,016</b>	39,622,299
Publications and subscriptions	<b>9,464,000</b>	607,561
Professional fees	<b>9,041,067</b>	9,397,285
Other corporate expenses	<b>8,718,646</b>	5,735,769
Depreciation and amortization (Notes 11 and 13)	<b>8,040,222</b>	9,305,347
Commissions	<b>7,198,079</b>	5,350,984
Taxes and licenses	<b>6,085,269</b>	3,921,686
Contractual services	<b>6,149,221</b>	5,069,836
Communications, light and water	<b>2,272,157</b>	1,858,310
Advertising and promotions	<b>4,393,570</b>	5,821,826
Bank charges	<b>1,582,669</b>	20,472
Representation and entertainment	<b>1,321,228</b>	1,108,515
Repairs and maintenance	<b>1,279,405</b>	1,363,055
Rentals (Note 27)	<b>1,240,565</b>	1,246,612
Supplies	<b>842,292</b>	1,674,440
Insurance	<b>935,808</b>	1,354,477
Others	<b>1,114,599</b>	576,312
	<b>₱177,537,168</b>	₱135,128,249

Other expenses include, among others, association dues, contributions, training and seminar costs and inspections fees.

#### Employee Benefits

Breakdown of employee benefits is presented below:

	<b>Unaudited March 2022</b>	<b>Unaudited March 2021</b>
Salaries and wages	<b>₱58,395,686</b>	₱45,645,759
Retirement benefits (Note 22)	<b>1,766,000</b>	1,149,695
Other short-term benefits	<b>2,622,989</b>	2,897,251
	<b>₱62,784,675</b>	₱49,692,705

Salaries and employee benefits is allocated as follows:

	<b>Unaudited March 2022</b>	<b>Unaudited March 2021</b>
Cost of goods sold (see Note 18)	<b>₱9,054,320</b>	₱8,599,242
Operating expenses:		
Administrative expenses	<b>37,044,376</b>	20,343,403
Selling and distribution expenses	<b>16,685,979</b>	20,750,060
	<b>53,730,355</b>	41,093,463
	<b>₱62,784,675</b>	₱49,692,705

### Depreciation and Amortization

Depreciation and amortization are allocated as follows (see Notes 11 and 13):

	<b>Unaudited March 2022</b>	Unaudited March 2021
Cost of goods sold (Note 18)	<b>₱17,584,065</b>	₱18,869,408
Operating expenses:		
Administrative expenses	<b>3,482,691</b>	4,790,163
Selling and distribution expenses	<b>4,557,531</b>	4,515,184
	<b>8,040,222</b>	9,305,347
	<b>₱25,624,287</b>	₱28,174,755

### **20. Other Operating Income**

	<b>Unaudited March 2022</b>	Unaudited March 2021
Miscellaneous sales (scrap materials, etc.)	<b>₱7,751,145</b>	₱2,943,396
Rentals (Notes 24 and 27)	<b>2,195,421</b>	2,538,825
Tolling services	–	2,150,315
	<b>₱9,946,566</b>	₱7,632,536

### **21. Other Income (Charges)**

	<b>Unaudited March 2022</b>	Unaudited March 2021
Impairment losses on:		
Receivables (Note 7)	<b>(₱427,259)</b>	(₱2,147,242)
Foreign exchange gain (loss)	<b>(2,657,971)</b>	1,903
Gain (loss) on disposal of property, plant and equipment	<b>(1,048,745)</b>	–
Accrual of corporate charges	<b>(4,500,000)</b>	–
Others - net	<b>(889,387)</b>	(671,492)
	<b>(₱9,523,362)</b>	(₱2,816,831)

### **22. Net Retirement Liability**

The Company maintains a partially funded, noncontributory post-employment defined benefit plan covering all of its regular full-time employees. The defined benefit plan is being administered by a trustee bank which is responsible for the administration of the plan assets and for the definition of the investment strategy. The Company's retirement benefits are based on years of service and one and one-fourth month's salary for every year of continuous service.

The plan is exposed to interest rate risks and changes in the life expectancy of qualified employees. The plan is not exposed to significant concentrations of risk on the plan assets.

Actuarial valuations are made periodically to update the retirement liability and the amount of contributions. The latest actuarial valuation of the plan is as at December 31, 2021.

Breakdown of retirement expense recognized in the interim consolidated statements of comprehensive income is as follows:

	<b>Unaudited March 2022</b>	Unaudited March 2021	Audited December 2021
Current service costs	<b>₱1,766,000</b>	₱1,149,695	₱11,956,045
Interest expense	—	—	5,187,339
Interest income	—	—	(150,293)
	<b>₱1,766,000</b>	<b>₱1,149,695</b>	<b>₱16,993,091</b>

The amounts of net retirement liability recognized in the interim consolidated statements of financial position are determined as follows:

	<b>Unaudited March 2022</b>	Audited December 2021
Present value of obligation	<b>₱172,094,514</b>	₱170,439,444
FVPA	<b>(3,978,184)</b>	(3,978,184)
	<b>₱168,116,330</b>	<b>₱166,461,260</b>

Movements in the present value of the retirement liability are as follows:

	<b>Unaudited March 2022</b>	Audited December 2021
Balance at beginning of year	<b>₱170,439,444</b>	₱136,150,631
Remeasurement loss recognized in OCI	—	23,014,388
Current service costs	<b>1,766,000</b>	11,956,045
Interest expense	—	5,187,339
Benefits paid	<b>(110,930)</b>	(5,868,959)
Balance at end of year	<b>₱172,094,514</b>	<b>₱170,439,444</b>

Movements in the FVPA are presented below:

	<b>Unaudited March 2022</b>	Audited December 2021
Balance at beginning of year	<b>₱3,978,184</b>	₱3,944,702
Interest income	<b>150,293</b>	150,293
Remeasurement loss	<b>(116,811)</b>	(116,811)
	<b>₱4,011,666</b>	<b>₱3,978,184</b>

Actual returns on plan assets amounted to ₱33,482 and ₱118,577 in 2021 and 2020, respectively. The categories of plan assets of the Company are as follows:

	<b>2021</b>	<b>2020</b>
Cash and cash equivalents	<b>₱1,992,275</b>	₱1,631,262
Equity instruments	<b>502,047</b>	501,924
Debt instruments	<b>1,487,840</b>	1,801,697
Others	<b>(3,978)</b>	9,819
	<b>₱3,978,184</b>	<b>₱3,944,702</b>

There are no expected future contributions in the plan in 2022.

The schedule below presents a projection of benefit payments expected to be paid out of the retirement fund.

	2021	2020
Less than one year	<b>₱18,757,732</b>	₱8,067,134
Between one and five years	<b>46,202,735</b>	41,849,209
Over five years	<b>103,855,449</b>	74,331,793
	<b>₱168,815,916</b>	<b>₱124,248,136</b>

For the determination of retirement liability, the following actuarial assumptions were used:

	2021	2020
Discount rate	<b>5.07%</b>	<b>3.81%</b>
Expected rate of salary increase	<b>5.00%</b>	<b>5.00%</b>
Average remaining working life of an employee retiring at the age of 60:		
Male	<b>39</b>	<b>39</b>
Female	<b>34</b>	<b>34</b>

The weighted average duration of the present value of defined benefit obligation is 9.1 and 9.8 years in 2021 and 2020, respectively.

A quantitative sensitivity analysis for changes in assumptions as at December 31, 2021 and 2020 are shown below (amounts in thousands):

		Impact on Defined Benefit Obligation	
	Change in Assumptions	2022	2021
Discount rate	+100 bps	<b>(₱14,073)</b>	(₱12,335)
	-100 bps	<b>16,277</b>	14,346
Salary rate	+100 bps	<b>16,122</b>	14,026
	-100 bps	<b>(14,207)</b>	(12,314)

## 23. Income Tax

The components of provision for (benefit from) income tax as reported in the interim consolidated statements of comprehensive income are as follows:

	Unaudited March 2022	Unaudited March 2021
RCIT (25% in 2022; 30% in 2021)	<b>₱22,628,998</b>	₱60,050,627
Deferred income tax expense (benefit)	<b>(7,712,320)</b>	(7,631,775)
	<b>₱14,916,678</b>	<b>₱52,418,852</b>

The reconciliation of tax on pretax income computed at the applicable statutory rates to tax expense (benefit) reported in the interim consolidated statements of comprehensive income is as follows:

	Unaudited March 2022	Unaudited March 2021
Income tax expense at statutory tax rate	<b>₱16,609,171</b>	₱59,735,405
Change in unrecognized deferred tax assets	–	(6,146,121)
Tax effects of:		
Nondeductible expenses	<b>615</b>	3,248
Depreciation on investment properties at cost	<b>(1,690,650)</b>	
Other deductible expenses	–	(1,160,690)
Income already subjected to final tax	<b>(2,458)</b>	(12,990)
	<b>₱14,916,678</b>	₱52,418,852

The components of the recognized net deferred tax assets and liabilities as at March 31, 2022 and December 31, 2021 are as follows:

	Unaudited March 2022	Audited December 2021
<i>Deferred tax assets:</i>		
Allowance for impairment loss on:		
Trade and other receivables	<b>₱47,525,978</b>	₱47,419,163
Project development costs	<b>7,842,099</b>	7,842,099
Property, plant and equipment	<b>4,494,042</b>	4,494,042
Inventory	<b>224,079</b>	224,079
Retirement liability	<b>41,058,764</b>	40,617,264
Excess of lease liability over right-of-use asset	<b>1,708,622</b>	770,909
	<b>102,853,584</b>	101,367,556

	Unaudited March 2022	Audited December 2021
<i>Deferred tax liabilities:</i>		
Revaluation reserve on property, plant and equipment	<b>(₱114,715,349)</b>	(₱114,483,826)
Changes in fair value of investment properties	<b>(50,952,993)</b>	(50,952,993)
Changes in fair value of biological assets	<b>6,346,527</b>	(111,288)
	<b>(159,321,815)</b>	(165,548,107)
Net deferred tax liabilities	<b>(₱56,468,231)</b>	(₱64,180,551)

Details of MCIT, which can be claimed as deduction from future RCIT due within three years from the year the MCIT was incurred, is shown below.

Year Incurred	Beginning Balance	Incurred	Applied	Ending Balance	Valid Until
2020	₱6,146,121	₱–	(3,700,188)	₱–	2023
2020 CREATE impact	(2,445,933)	–	–	–	2023
2018	3,346,948	–	(3,346,948)	–	2021
2016	11,630,895	–	(11,630,895)	–	2019
	<b>₱18,678,031</b>	<b>₱–</b>	<b>(₱18,678,031)</b>	<b>₱–</b>	

The amount of MCIT and other deductible temporary differences as at March 31, 2022 and December 31, 2021 which the related deferred tax assets have not been recognized are shown below.

	Unaudited March 2022		Audited December 2021	
	Amount	Tax Effect	Amount	Tax Effect
Allowance for ECL on:				
Receivable from insurance	<b>₱71,460,773</b>	<b>₱17,865,193</b>	₱71,460,773	₱17,865,193
Trade and other receivables	<b>23,631,013</b>	<b>5,907,753</b>	23,631,013	5,907,753
Retirement liability	<b>3,992,203</b>	<b>998,051</b>	3,992,203	998,051
	<b>₱99,083,989</b>	<b>₱24,770,997</b>	₱99,083,989	₱24,770,997

## 24. Related Party Transactions

The Company engages, in the normal course of business, in various transactions with its related parties which include stockholders, entities under common control, key management and others, as described below. Unless otherwise indicated, settlement of related party transactions is made thru cash.

### Payable to a Stockholder

*Settlement of Restructured Debt.* Payable to a stockholder resulted mainly from the acquisition by Kormasinc of the Company's restructured debt from creditors. Of the restructured debt of ₱3.2 billion acquired by Kormasinc (including interest of ₱200.0 million), ₱2.4 billion was converted to equity in 2013.

On December 22, 2017, the SEC approved the debt to equity conversion of the remaining payable of ₱407.1 million to Kormasinc at ₱1.52 a share. Consequently, Kormasinc's ownership interest increased from 69.2% to 71.90% (see Notes 1 and 25).

### Due to and from related parties

*Trade Receivables.* The Company sells animal feeds, raw materials, feed supplements and dressed chicken to related parties, which are due within 90 days and are noninterest bearing (see Note 7).

*Advances to and from Related Parties.* The Company grants unsecured advances to its related parties for working capital requirements. These are payable on demand, hence, are classified under current assets in the consolidated statements of financial position.

*Trade Payable.* The Company buys raw materials, hogs, and breeder flocks from related parties. These are noninterest-bearing and are generally on a 90-day credit term (see Note 14).

*Operating leases - the Company as lessor.* The Company is a lessor to related party leases covering the lease of a dressing plant, ice plant and rendering plant in Bulacan (i.e., dressing and rendering), which has a remaining lease term of around 3 years.

Summarized below are the outstanding accounts arising from these transactions (see Notes 7, 14 and 20):

and 20%.

		Unaudited		Audited	
		March 2022		December 2021	
Related Parties	Nature of Transactions	Amount of Transactions	Outstanding Balances	Amount of Transactions	Outstanding Balances
Trade and other receivables					
Entities under common control	Sales	₱144,306,070		₱1,426,066,299	
	Collections	(231,959,755)	₱175,146,034	(1,358,918,127)	₱262,799,719
Trade and other payables					
Entities under common control	Purchases	₱403,959,353		₱1,744,904,273	
	Payments	(475,751,206)	₱17,915,977	(1,697,114,977)	₱89,707,830
Operating lease					
Entities under common control	Rental income	₱4,862,758		₱11,096,404	
	Collection	(4,402,903)	5,720,848	(5,835,411)	5,260,993

#### Advances to Officers

The Company grants unsecured, noninterest-bearing advances to its officers which are normally collected within one year through salary deduction (see Note 7). Certain officers also pay operating expenses on behalf of the Company which are payable upon demand (see Note 14). Shown below are the movements in the accounts.

	Nature of Transactions	Unaudited March 2022	Outstanding Balances	Audited December 2021	Outstanding Balances
		Amount of Transactions		Amount of Transactions	
Advances to officers	Net transactions	₱2,884,702	₱15,461,629	₱473,848	₱12,474,296

#### Compensation of Key Management Personnel

The compensation includes the following:

	Unaudited March 2022	Unaudited March 2021	Audited December 2021
Short-term employee benefits	₱43,561,950	₱41,524,264	₱43,561,950
Retirement benefits	5,872,830	2,984,183	5,872,830
Others	2,784,789	2,303,769	2,784,789
	₱52,219,569	₱46,812,216	₱52,219,569

## 25. Equity

#### Capital Stock

As of March 31, 2022, the Company has authorized capital stock of 3.5 billion shares at ₱0.38 par value equivalent to ₱1.3 billion. Details of authorized and issued and outstanding shares are as follows:

	Unaudited March 2022	Unaudited December 2021
Authorized	3,500,000,000	3,500,000,000
Issued and outstanding	3,054,334,014	3,054,334,014



The following summarizes the information on the Company's registration of securities under the Securities Regulation Code:

Date of SEC Approval	Authorized Shares	No. of Shares Issued
December 22, 2017	3,500,000,000	267,836,113
October 16, 2013	3,500,000,000	2,286,497,901
February 9, 1989	200,000,000	200,000,000
August 11, 1986	200,000,000	200,000,000
December 5, 1982	33,000,000	33,000,000
December 5, 1977	45,000,000	45,000,000
October 31, 1974	7,000,000	7,000,000
May 2, 1973	10,000,000	10,000,000
October 2, 1972	5,000,000	5,000,000

On December 22, 2017, the SEC approved the debt to equity conversion of the remaining payable of ₱407.1 million to Kormasinc at ₱1.52 a share. Consequently, Kormasinc's ownership interest increased from 69.2% to 71.90% (see Notes 1 and 25).

The following summarizes the information on the Company's issued and outstanding shares as at March 31, 2022 and December 31, 2021:

	Unaudited March 31, 2022		Audited December 31, 2021	
	Number of shares issued and outstanding	Percentage of shares	Number of shares issued and outstanding	Percentage of shares
Issued and outstanding	<b>3,054,334,014</b>	<b>100.00%</b>	3,054,334,014	100.00%
Listed shares:				
Owned by related parties	<b>2,186,198,604</b>	<b>71.58%</b>	2,186,198,604	71.58%
Owned by public	<b>786,355,032</b>	<b>25.75%</b>	787,146,032	25.77%
Owned by directors and officers	<b>81,780,378</b>	<b>2.67%</b>	80,989,378	2.65%
Total	<b>3,054,334,014</b>	<b>100.00%</b>	3,054,334,014	100.00%

Of the total shares owned by the public, 111 million and 120 million shares are foreign-owned as at March 31, 2022 and December 31, 2021.

The total number of shareholders of the Company is 4,121 and 4,126 as at March 31, 2022 and December 31, 2021.

#### Other Comprehensive Income

The components and movements of other comprehensive income not to be reclassified to profit or loss are presented below:

	Revaluation Reserve (Note 11)	Accumulated Actuarial Loss (Note 22)	Total
Balance as at January 1, 2022	<b>₱343,451,478</b>	<b>(₱23,492,192)</b>	<b>₱319,959,286</b>
Balance as at March 31, 2022	<b>₱343,451,478</b>	<b>(₱23,492,192)</b>	<b>₱319,959,286</b>
Balance as at January 1, 2021	₱324,682,440	(₱5,734,207)	₱318,948,233
Actuarial loss, net of tax	—	(17,348,399)	(17,348,399)
Impact of change in tax rate	23,191,604	(409,586)	22,782,016
Transfer to retained earnings of revaluation reserve realized through depreciation, net of tax	(4,422,566)	—	(4,422,566)
Balance as at December 31, 2021	<b>₱343,451,478</b>	<b>(₱23,492,192)</b>	<b>₱319,959,286</b>

As of March 31, 2022, there are no available amounts for dividend declaration based on Parent Company balances.

## 26. Earnings Per Share

Basic and diluted earnings per share were computed as follows:

	Unaudited March 2022	Unaudited March 2021	Audited December 2021
Net income for the period	<b>₱40,837,921</b>	₱186,522,769	₱89,441,614
Divided by the weighted average number of outstanding shares	<b>3,054,334,014</b>	3,054,334,014	3,054,334,014
Earnings per share - basic and diluted	<b>₱0.013</b>	₱0.061	₱0.029

Diluted earnings per share is equal to the basic earnings per share because the Company does not have potential dilutive shares.

## 27. Significant Agreements

### Company as Lessor

The Company is a party under cancellable leases covering certain hatcheries and plants (i.e., dressing and rendering), which have remaining lease terms of between two to three years. All leases include a clause to enable upward revision of rental charges on an annual basis based on prevailing market conditions.

Total rent income from these operating leases amounted to ₱2.2 million and ₱2.5 million for the three months period ended March 31, 2022, and 2021, respectively, and are shown as part of “Other operating income” account in the interim consolidated statements of comprehensive income (see Note 20).

Future minimum rentals receivable under non-cancellable operating leases as at March 31, 2022 and December 31, 2021 are as follows:

	<b>Unaudited March 2022</b>	<b>Audited December 2021</b>
Within one year	<b>₱5,793,393</b>	₱6,298,929
After one year but not more than five years	<b>19,375</b>	1,127,321
	<b>₱5,812,768</b>	₱7,426,250

Company as Lessee - Short-term or lease of Low-value Assets

The Company leases its warehouses under operating lease agreements. The terms of the lease contracts are not exceeding one year and renewable upon mutual agreement by the parties. Security deposits amounted to ₱15.5 million as at March 31, 2022 and December 31, 2021, respectively.

Rent expense amounted to ₱1.2 million for three months period ended March 31, 2022 and 2021 (see Note 19).

Company as Lessee - Finance lease agreement

The Company entered into finance lease arrangements for the acquisition of Company vehicles. The arrangements bear annual interest rate ranging from 2% to 4% and are payable in 60 equal monthly installments.

As at March 31, 2022 and December 31, 2021, the details of the finance lease liabilities follow:

	<b>Unaudited March 2022</b>	<b>Audited December 2021</b>
Current	<b>₱13,695,865</b>	₱14,482,439
Noncurrent	<b>23,316,602</b>	23,316,602
	<b>₱37,012,467</b>	₱37,799,041

Lease Liabilities

The following are the amounts recognized in the interim consolidated statements of comprehensive income:

	<b>Unaudited March 2022</b>	<b>Unaudited March 2021</b>	<b>Audited December 2021</b>
Depreciation expense of right-of-use assets	<b>₱4,152,533</b>	₱4,229,266	₱17,079,097
Interest expense on lease liabilities	<b>925,627</b>	549,136	2,385,774
Expenses relating to short-term leases (see Note 19)	<b>1,240,565</b>	1,246,612	8,526,711
Total amount recognized in the consolidated statement of comprehensive income	<b>₱6,318,725</b>	₱6,025,014	₱27,991,582

The rollforward analysis of lease liabilities follows:

	<b>Unaudited March 2022</b>	<b>Audited December 2021</b>
As at January 1	<b>₱42,005,270</b>	₱35,637,457
Additions	<b>2,852,203</b>	23,208,300
Interest expense	<b>925,627</b>	2,385,774
Payments	<b>(5,342,511)</b>	(19,226,261)
Ending balance	<b>₱40,440,589</b>	₱42,005,270

As at March 31, 2022 and December 31, 2021, the details of the lease liabilities follow:

	<b>Unaudited March 2022</b>	<b>Audited December 2021</b>
Current	<b>₱17,123,987</b>	₱17,808,894
Noncurrent	<b>23,316,602</b>	24,196,376
	<b>₱40,440,589</b>	<b>₱42,005,270</b>

Future minimum lease payments under these lease agreements as of March 31, 2022 and December 31, 2021 are as follows:

	<b>Unaudited March 2022</b>	<b>Audited December 2021</b>
Within one year	<b>₱17,123,987</b>	₱17,808,894
More than one year but not more than five years	<b>23,316,602</b>	24,196,376
	<b>₱40,440,589</b>	<b>₱42,005,270</b>

#### Tolling Agreements

The Company has entered into various toll arrangements, mainly for the manufacture of feeds, hatching of eggs and dressing of poultry livestock. The Company's payment is fixed per unit of output.

Total payments for this type of arrangements amounted to ₱218.5 million and ₱712.2 million in March 31, 2022 and December 31, 2021, respectively, and is recorded as part of "Cost of goods sold" account under "Outside services" in the consolidated statements of comprehensive income.

#### Usufruct Agreement

In 2018, the Company entered into a usufruct agreement with Barbatos Ventures, Corporation (BVC) authorizing the latter to the right of usufruct over the Parent Company's Davao dressing plant for a period of five (5) years beginning January 2018 in consideration for the capital investment by BVC for the additional dressing line and improvements amounting to approximately ₱68.0 million.

In 2019, the dressing plant ceased operations by virtue of a closure order by the local government unit of Davao City, and to avoid any conflict, both parties agreed to terminate the memorandum of agreement. Considering the abrupt termination, the Company agreed to pay BVC the amount of ₱11.6 million in 2020 for final and full settlement of all claims and obligations.

## **28. Note to Consolidated Statements of Cash Flows**

The changes in the Company's liabilities arising from financing activities are as follows:

	<b>January 1, 2022</b>	<b>Proceeds/ Additions</b>	<b>Payments</b>	<b>Interest expense</b>	<b>March 31, 2022</b>
Loans payable	<b>₱505,051,728</b>	<b>₱310,538,031</b>	<b>(₱232,278,541)</b>	<b>1,164,875</b>	<b>₱584,476,093</b>
Accrued interest payable	<b>4,655,329</b>	—	—	<b>823,287</b>	<b>5,478,616</b>
Lease liabilities	<b>42,005,270</b>	<b>2,852,203</b>	<b>(5,342,511)</b>	<b>925,627</b>	<b>40,440,589</b>
Total liabilities from financing activities	<b>₱551,712,327</b>	<b>₱313,390,234</b>	<b>(₱237,621,052)</b>	<b>₱2,913,789</b>	<b>₱630,395,298</b>

	<b>January 1, 2021</b>	<b>Proceeds/ Additions</b>	<b>Payments</b>	<b>Interest expense</b>	<b>December 31, 2021</b>
Loans payable	<b>₱279,963,857</b>	<b>₱540,681,912</b>	<b>(₱315,594,041)</b>	—	<b>₱505,051,728</b>
Accrued interest payable	<b>1,451,680</b>	—	<b>(23,051,290)</b>	<b>26,254,939</b>	<b>4,655,329</b>
Lease liabilities	<b>35,637,457</b>	<b>23,208,300</b>	<b>(16,840,487)</b>	—	<b>42,005,270</b>
Total liabilities from financing activities	<b>₱317,052,994</b>	<b>₱563,890,212</b>	<b>(₱355,485,818)</b>	<b>₱26,254,939</b>	<b>₱551,712,327</b>

The Company's additions to lease liabilities and right-of use assets amounted to ₱19.3 million and ₱23.2 million for the three months ended March 31, 2022 and year ended December 31, 2021, respectively.

## 29. Contingencies

There are outstanding warranty and legal claims against the Company. The Company and its legal counsel believe that the other pending claims will be settled favorably and will not result to a material loss or impairment, if any.

## 30. Fair Value Information

The carrying amounts and fair values of the categories of financial assets and liabilities presented in the interim consolidated statements of financial position are shown below:

	March 2022 (Unaudited)		December 2021 (Audited)	
	Carrying Values	Fair Values	Carrying Values	Fair Values
<b>Financial Assets at Amortized Cost</b>				
Cash in banks	₱192,067,551	₱192,067,551	₱227,528,282	₱227,528,282
Trade and other receivables*	743,954,348	743,954,348	889,916,357	889,916,357
Security deposits	15,459,460	15,459,460	15,459,460	15,459,460
Receivable from insurance	70,203,810	70,203,810	70,203,810	70,203,810
	<b>₱1,021,685,169</b>	<b>₱1,021,685,169</b>	<b>₱1,203,107,909</b>	<b>₱1,203,107,909</b>
<b>Financial Liabilities at Amortized Cost</b>				
Trade and other payables**	₱1,946,892,880	₱1,946,892,880	₱1,676,501,891	₱1,676,501,891
Loans payable	584,476,092	585,763,492	505,051,728	512,144,709
Cash bond deposits	51,051,591	51,051,591	48,052,089	48,052,089
	<b>2,582,420,563</b>	<b>2,583,707,963</b>	<b>₱2,229,605,708</b>	<b>₱2,236,698,689</b>

\*Excluding advances to officers and employees amounting to ₱15.5 million and ₱12.5 million as at March 31, 2022 and December 31, 2021, respectively

\*\*Excluding statutory liabilities amounting to ₱15.9 million as at March 31, 2022 and December 31, 2021.

The following methods and assumptions were used to estimate the fair value of each class of financial instruments for which it is practicable to estimate such value:

**Long-term Debt.** The estimated fair value is based on the discounted value of the future cash flows using the prevailing interest rate. As at March 31, 2022, the discount rates used ranged from 5.5% to 6.25% while as at December 31, 2021, the fair value of long-term debt approximates its carrying value as they carry interest rates of comparable instruments in the market.

**Cash Bond Deposits.** Cash bond deposits are presented at nominal values because the timing of the refund or settlement of the deposits could not be reasonably estimated.

The carrying values of the following financial assets and financial liabilities approximate their values as at March 31, 2022 and December 31, 2021.

*Cash in banks, trade and other receivables, security deposits, and trade and other payables.*

As at March 31, 2022 and December 31, 2021, the carrying amounts of these financial instruments approximate their fair values due to the short-term nature of these accounts.

As at March 31, 2022 and December 31, 2021, the Company's financial assets, liabilities, biological assets, property, plant and equipment and investment properties are categorized under Level 3 in the fair value hierarchy. There has been no transfer from Level 3 to other levels in March 31, 2022 and December 31, 2021.

### 31. Financial Risk Management Objectives and Policies

The Company is exposed to a variety of financial risks which result from its operating, financing and investing activities. The Company's overall risk management program focuses on the unpredictability of the markets and seeks to minimize potential adverse effects on the Company's performance.

The Company does not engage in the trading of financial assets for speculative purposes nor does it write options. The financial risks, which the Company is exposed to, are described below and in the succeeding pages.

#### Foreign Currency Risk

To a certain extent, the Company has an exposure to foreign currency risks as some of its raw materials purchases are sourced outside the Philippines and are therefore denominated in foreign currencies. However, the Company has not yet experienced significant losses due to the effect of foreign currency fluctuations because purchases denominated in foreign currency are kept at a minimum.

#### Interest Rate Risk

As at March 31, 2022 and December 31, 2021, the Company has no significant floating rate financial assets or liabilities. The Company's operating cash flows are substantially independent of changes in market interest rates.

The Company has no borrowings that carry variable interest rates, which released the Company from any cash flow interest rate risk.

#### Credit Risk

Credit risk arises because the counterparty may fail to perform its obligations. With respect to credit risk arising from the financial assets of the Company, the exposure to credit risk arises from default of the counterparty.

#### *Gross Maximum Exposure to Credit Risk*

Generally, the maximum credit risk exposure of the financial assets is the carrying amount of the financial assets as shown in the interim consolidated statements of financial position (or in the detailed analysis provided in the notes to the interim consolidated financial statements) as summarized below.

	<b>Unaudited March 2022</b>	<b>Audited December 2021</b>
Cash in banks	<b>₱192,067,551</b>	₱227,528,282
Trade and other receivables	<b>743,954,348</b>	889,916,357
Security deposits	<b>15,459,460</b>	15,459,460
Receivable from insurance	<b>70,203,810</b>	70,203,810
	<b>₱1,021,685,169</b>	₱1,203,107,909

The Company continuously monitors defaults of counterparties, identified either individually or by group, and incorporates this information into its credit risk controls. When available at a reasonable cost, external credit ratings and/or reports on counterparties are obtained and used. The Company's policy is to deal only with creditworthy counterparties.

The Company's trade and other receivables are not exposed to a concentration of credit risk as the Company deals with a number of customers. The trade and other receivables are actively monitored and assessed, and when necessary an adequate level of provision is maintained. In addition, to minimize credit risk, the Company requires collateral, generally land and real estate, from its customers.

The Company's management considers that trade and other receivables that are not impaired nor past due for each reporting periods are of good credit quality.

*Credit Quality per Class of Financial Asset.* The tables below show the credit quality by class of financial assets based on the Company's credit rating system as at March 31, 2022 and December 31, 2021:

March 31, 2022					
	General Approach			Simplified Approach	Total
	Stage 1	Stage 2	Stage 3		
Cash in banks	₱192,067,551	₱—	₱—	₱—	₱192,067,551
Trade and other receivables	560,758,341	198,657,636	213,734,925	—	973,150,902
Security deposits	15,459,460	—	—	—	15,459,460
Receivable from insurance	—	70,203,810	71,460,773	—	141,664,583
	₱768,285,352	268,861,446	₱285,195,698	₱—	₱1,322,342,496

December 31, 2021					
	General Approach			Simplified Approach	Total
	Stage 1	Stage 2	Stage 3		
Cash in banks	₱227,528,282	₱—	₱—	₱—	₱227,528,282
Trade and other receivables	263,856,707	—	23,631,013	828,210,599	1,115,698,319
Security deposits	15,459,460	—	—	—	15,459,460
Receivable from insurance	—	141,664,583	—	—	141,664,583
	₱506,844,449	₱141,664,583	₱23,631,013	₱828,210,599	₱1,500,350,644

An impairment analysis is performed at each reporting date using a provision matrix to measure expected credit losses. The provision rates are based on days past due. The calculation reflects the probability-weighted outcome, the time value of money and reasonable and supportable information that is available at the reporting date about past events, current conditions and forecasts of future economic conditions. Generally, receivables are written-off if past due for more than one year and are not subject to enforcement activity.

Set out below is the information about the credit risk exposure on the Company's trade receivables using a provision matrix:

March 31, 2022									
	Days Past Due						Total	Accounts with full provision	Total
	Current	<30 days	30-60 days	61-90 days	91-120 days	More than 120 days			
Expected credit loss rate	0.00%	0.01%	0.04%	0.07%	0.10%	5.43%			
Estimated total gross carrying amount at default	₱469.5	₱84.6	₱12.2	₱13.3	₱14.6	₱23.1	₱617.3	₱169.7	₱787.0
Expected credit loss	₱0.0	₱0.0	₱0.0	₱0.00	₱0.4	₱1.7	₱2.1	₱169.7	₱171.8

December 31, 2021									
	Days Past Due						Total	Accounts with full provision	Total
	Current	<30 days	30-60 days	61-90 days	91-120 days	More than 120 days			
Expected credit loss rate	0.00%	0.01%	0.04%	0.07%	0.10%	5.43%			
Estimated total gross carrying amount at default	₱489.7	₱99.6	₱18.2	₱13.3	₱14.6	₱23.1	₱658.5	₱169.7	₱828.2
Expected credit loss	₱0.0	₱0.0	₱0.0	₱0.00	₱0.2	₱1.3	₱1.7	₱169.7	₱171.4

### Cash Deposits

Credit risk from balances with banks and financial institutions is managed by the Company's treasury department in accordance with the Company's policy. Investments of surplus funds are made only with approved counterparties and within credit limits assigned to each counterparty. Counterparty credit limits are reviewed by the Company's BOD on an annual basis and may be updated throughout the year. The limits are set to minimize the concentration of risks and therefore mitigate financial loss through a counterparty's potential failure to make payments.

### Liquidity Risk

The Company manages its liquidity profile to be able to service debt as this falls due by maintaining sufficient cash from operations. The Company maintains cash to meet its liquidity requirements for up to 30-day periods.

As at March 31, 2022 the Company's financial liabilities have contractual maturities which are presented below:

	Current		Noncurrent	
	Within 6 Months	6 to 12 Months	1 to 5 Years	Later than 5 Years
Trade and other payables*	1,946,892,884	₱—	₱—	₱—
Loans payable	584,476,092	—	—	—
Lease liabilities	6,677,174	6,677,174	27,086,241	—
Cash bond deposits	—	—	51,051,591	—
Future interest on long term debt	2,565,576	1,183,511	3,439,245	—
	2,540,611,726	₱7,860,685	₱81,577,077	₱—

\*Excluding statutory liabilities amounting to ₱15.9 million as at March 31, 2022

As at December 31, 2021 the Company's financial liabilities have contractual maturities which are presented below:

	Current		Noncurrent	
	Within 6 Months	6 to 12 Months	1 to 5 Years	Later than 5 Years
Trade and other payables*	₱1,676,501,891	₱—	₱—	₱—
Loans payable	394,343,543	12,410,715	98,297,470	—
Lease liabilities	8,904,447	8,904,447	24,196,376	—
Cash bond deposits	—	—	48,052,089	—
Future interest on long term debt	3,774,947	3,425,303	13,221,623	—
	₱2,083,524,828	₱24,740,465	₱183,767,558	₱—

\*Excluding statutory liabilities amounting to ₱15.9 million as at December 31, 2021

### Price Risk

The Company is exposed to commodity price risk as the raw materials of its main products are subject to price swings. The Company's management actively seeks means to minimize exposure to such risk.



---

### 32. Capital Management Objectives, Policies and Procedures

The Company's capital management objectives are to ensure the Company's ability to continue as a going concern and significantly improve its operations.

On December 22, 2017, the SEC approved the Company's debt to equity conversion improving debt to equity ratio from 2.29 in 2016 to 1.26 in 2017. Moreover, the Company's stockholders approved a quasi-reorganization plan to eliminate Company deficit and generate retained earnings to provide returns to its stockholders and maximize shareholder value.

The Company's liabilities and equity are shown below:

	<b>Unaudited March 2022</b>	<b>Audited December 2021</b>
Total liabilities	<b>₱2,862,470,003</b>	₱2,518,198,384
Total equity	<b>1,657,936,711</b>	1,617,098,790

**VITARICH CORPORATION AND SUBSIDIARIES**  
**SUPPLEMENTARY SCHEDULE OF RETAINED EARNINGS AVAILABLE**  
**FOR DIVIDEND DECLARATION**  
**MARCH 31, 2022**

		Amount
Retained earnings as at beginning of year		₱135,015,735
Adjustments in previous year's reconciliation		
Deferred tax assets as of January 1, 2021		(101,367,556)
Cumulative gain on fair value changes of investment properties		(375,716,381)
Cumulative gain on fair value changes of biological assets		(445,152)
Deficit, as adjusted, at beginning of year		(342,513,354)
Add net income actually earned/realized during the year		
Net income for the three month period closed to retained earnings	₱40,837,921	
Realized fair value changes on biological assets	(25,386,109)	
Movement in deferred tax assets	(1,486,028)	13,965,784
Deficit as adjusted at end of the year		(₱328,547,570)

## **VITARICH CORPORATION AND SUBSIDIARIES**

---

### **INDEX TO THE SUPPLEMENTARY SCHEDULES**

Annex I: Reconciliation of Retained Earnings Available for Dividend Declaration

Annex II: Supplementary Schedules Required by Annex 68-J

- Schedule A. Financial Assets
- Schedule B. Amounts Receivable from Directors, Officers, Employees, Related Parties, and Principal Stockholders (Other than Related Parties)
- Schedule C. Amounts Receivable from Related Parties which are Eliminated During the Consolidation of Financial Statements
- Schedule D. Long-term Debt
- Schedule E. Indebtedness to Related Parties
- Schedule F. Guarantees of Securities of Other Issuers
- Schedule G. Capital Stock

Annex III: Map Showing the Relationship Between and Among the Group

**VITARICH CORPORATION AND SUBSIDIARIES**

---

**SCHEDULE OF FINANCIAL SOUNDNESS INDICATORS**

Below is a schedule showing financial soundness indicators for the period ended:

<b>RATIO</b>	<b>FORMULA</b>	<b>Unaudited March 2022</b>	<b>Unaudited March 2021</b>	<b>Audited December 2021</b>
<b>Current Ratio</b>				
	Current assets	<b>2,470,947,563</b>	1,803,842,006	2,099,625,088
	Divided by current liabilities	<b>2,520,079,749</b>	1,564,080,363	2,117,010,638
	Current ratio	<b>0.98</b>	1.15	0.99
<b>Debt-to-equity Ratio</b>				
	Total liabilities	<b>2,862,470,003</b>	1,950,913,109	2,518,198,384
	Divided by total equity	<b>1,657,936,711</b>	1,853,824,275	1,617,098,790
	Debt-to-equity ratio	<b>1.73</b>	1.05	1.56
<b>Asset-to-equity Ratio</b>				
	Total assets	<b>4,520,406,714</b>	3,804,737,384	4,135,297,174
	Divided by total equity	<b>1,657,936,711</b>	1,853,824,275	1,617,098,790
	Asset-to-equity ratio	<b>2.73</b>	2.05	2.56
<b>Solvency Ratio</b>				
	Net income before depreciation and amortization	<b>66,462,207</b>	214,697,524	195,448,235
	Divided by total liabilities	<b>2,862,470,003</b>	1,950,913,109	2,518,198,384
	Solvency ratio	<b>0.02</b>	0.11	0.08
<b>Interest rate coverage Ratio</b>				
	Pretax income before interest	<b>65,284,059</b>	244,073,015	143,657,040
	Divided by interest expense	<b>9,529,461</b>	5,131,394	23,051,290
	Interest rate coverage ratio	<b>6.85</b>	47.56	6.23
<b>Profitability Ratio</b>				
	Net income	<b>40,837,920</b>	186,522,769	89,441,614
	Divided by total equity	<b>1,657,936,711</b>	1,853,824,275	1,617,098,790
	Profitability ratio	<b>2%</b>	10%	6%

<b>RATIO</b>	<b>FORMULA</b>	<b>Unaudited March 2022</b>	<b>Unaudited March 2021</b>	<b>Audited December 2021</b>
<b>Gross Profit Margin</b>				
	Gross Profit	<b>241,785,341</b>	374,333,597	856,354,163
	Divided by Net Sales Revenue	<b>2,601,250,325</b>	2,003,345,077	9,649,161,808
	Gross Profit Margin	<b>9%</b>	19%	9%
<b>Net Profit Margin</b>				
	Net Income	<b>40,837,921</b>	186,522,769	89,441,614
	Divided by Net Sales Revenue	<b>2,601,250,325</b>	2,003,345,077	9,649,161,808
	Net Profit Margin	<b>1.6%</b>	9.3%	0.9%
<b>Earnings before Interest, Tax, Depreciation &amp; Amortization (EBITDA)</b>				
	Net Income	<b>40,837,921</b>	186,522,769	89,441,614
	Add: Interest Expense	<b>9,529,461</b>	5,131,394	23,051,290
	Add: Taxes	<b>14,916,678</b>	52,418,852	31,164,136
	Add: Depreciation & amortization	<b>25,624,287</b>	28,174,755	106,006,621
	EBITDA	<b>90,908,347</b>	272,247,770	249,663,661
<b>EBITDA Margin</b>				
	EBITDA	<b>90,908,347</b>	272,247,770	249,663,661
	Net Sales Revenue	<b>2,601,250,325</b>	2,003,345,077	9,649,161,808
	EBITDA Margin	<b>3%</b>	14%	3%
<b>Price Earnings Ratio (Last twelve months)</b>				
	Market Value per share	<b>0.61</b>	0.82	0.74
	Divided by Earnings per share	<b>(0.02)</b>	0.03	0.03
	Price earnings ratio	<b>(33.13)</b>	24.38	24.67
<b>Return on Average Equity (Last twelve months)</b>				
	Net income	<b>(56,243,234)</b>	102,716,108	89,441,614
	Divided by average total equity	<b>1,709,249,802</b>	1,760,562,893	1,569,661,175
	Return on Average Equity	<b>(0.03)</b>	0.06	0.06

<b>RATIO</b>	<b>FORMULA</b>	<b>Unaudited March 2022</b>	<b>Unaudited March 2021</b>	<b>Audited December 2021</b>
<b>Quick Ratio</b>				
	Quick assets	<b>955,216,174</b>	1,016,533,637	1,132,406,572
	Divided by current liabilities	<b>2,520,079,749</b>	1,564,080,363	2,117,010,638
	<b>Quick ratio</b>	<b>0.38</b>	0.65	0.53
<b>Debt to EBITDA</b>				
	Total liabilities	<b>2,862,470,003</b>	1,950,913,109	2,518,198,384
	Divided by EBITDA	<b>90,908,347</b>	272,247,770	249,663,661
	<b>Debt-to-EBITDA</b>	<b>31.49</b>	7.17	10.09
<b>Receivable Days Turnover</b>				
	Average accounts receivable	<b>664,044,728</b>	656,296,268	866,290,923
	Multiply by Number of Days	<b>90</b>	90	365
	Divided by Net sales	<b>2,601,250,325</b>	2,003,345,077	9,649,161,808
	<b>Receivable Days Turnover</b>	<b>23</b>	29	33
<b>Inventory Days Turnover</b>				
	Average inventory	<b>821,218,985</b>	528,249,339	589,207,286
	Multiply by Number of Days	<b>90</b>	90	365
	Divided by Cost of goods sold	<b>2,333,633,724</b>	1,648,509,808	8,769,953,425
	<b>Inventory Days Turnover</b>	<b>32</b>	29	25
<b>Accounts Payable Days</b>				
	Average accounts payable	<b>1,352,746,868</b>	1,342,157,770	1,252,337,044
	Multiply by Number of Days	<b>90</b>	90	365
	Divided by Credit Purchases	<b>2,625,099,559</b>	1,699,151,478	8,937,427,873
	<b>Accounts Payable Days</b>	<b>46</b>	71	51
<b>Cash Conversion Cycle</b>				
	Days inventory outstanding	<b>32</b>	29	25
	Add: Days sales outstanding	<b>23</b>	29	33
	Less: Days payable outstanding	<b>46</b>	71	51
	<b>Cash Conversion Cycle</b>	<b>8</b>	(13)	7

**VITARICH CORPORATION AND SUBSIDIARIES**  
**SEC SUPPLEMENTARY SCHEDULES AS REQUIRED BY PAR. 6**  
**PART II OF**  
**REVISED SRC RULE 68**

Audited  
March 31, 2022

**Table of Contents**

<i><u>Schedule</u></i>	<i><u>Description</u></i>	<i><u>Page</u></i>
A	Financial Assets	N/A
B	Amounts Receivable from Directors, Officers, Employees, Related Parties, and Principal Stockholders (Other than Related Parties)	1
C	Amounts Receivable from Related Parties which are Eliminated during the Consolidation of Financial Statements	2
D	Intangible Assets - Other Assets	3
E	Long-Term Debt	4
F	Indebtedness to Related Parties	5
G	Guarantees of Securities of Other Issuers	N/A
H	Capital Stock	6

**VITARICH CORPORATION AND SUBSIDIARIES**  
**SCHEDULE B - AMOUNTS RECEIVABLE FROM DIRECTORS, OFFICERS, EMPLOYEES, RELATED PARTIES AND**  
**PRINCIPAL STOCKHOLDERS (OTHER THAN RELATED PARTIES)**  
**MARCH 31, 2022**  
**(In Thousands)**

<u>Name and Designation of Debtor</u>	Balance at beginning of Year	Additions	Deductions		Ending Balance		Balance as at March 31, 2022
			Collected	Written Off	Current	Noncurrent	
<b>Advances to Officers and Employees:</b>							
Rey D. Ortega, Senior Vice-President and General Manager	129	—	34	—	95	—	95
Peter Andrew Dompoy, Sales Manager	30	—	5	—	25	—	25
Adriano Barrameda, Sales Manager	99	—	13	—	86	—	86
Oliver Lupiba, Sales Manager	398	—	4	—	394	—	394
Cruz, Aaron, Sales Manager	158	—	11	—	147	—	147
Others*	11,776	5,445	2,390	—	14,715	—	14,715
	<b>₱12,474</b>	<b>₱5,445</b>	<b>₱2,457</b>	<b>₱—</b>	<b>₱15,462</b>	<b>₱—</b>	<b>₱15,462</b>

\*Represent advances to officers and employees with balances less than ₱100,000.

Note: All of the above receivables are current.



**VITARICH CORPORATION AND SUBSIDIARIES**  
**SCHEDULE C - AMOUNTS RECEIVABLE FROM RELATED PARTIES WHICH ARE ELIMINATED DURING THE**  
**CONSOLIDATION OF FINANCIAL STATEMENTS**  
**MARCH 31, 2022**  
**(In Thousands)**

			Deductions			Ending Balance		
	Balance at beginning of year	Additions	Collections	Write Off	Amounts written off	Current	Noncurrent	
<u>Related Party</u>								Balance as at March 31, 2022
<b>Amounts Due from Related Parties</b>								
Gromax, Inc.	₱41,598	₱—	₱—	₱—	₱—	₱41,598	₱—	₱41,598
Barbatos Ventures Corp.	₱27,564	₱—	₱—	₱—	₱—	₱27,564	₱—	₱27,564

**VITARICH CORPORATION AND SUBSIDIARIES**  
**SCHEDULE D - INTANGIBLE ASSETS – OTHER ASSETS**  
**MARCH 31, 2022**  
**(In Thousands)**

<u>Description</u>	Beginning balance	Additions	Charged to cost and expense	Charged to other accounts	Other changes additions (deductions)	Balance as at March 31, 2022
Computer software	₱19,661	₱14,725	₱25,150	₱–	₱–	₱18,209

**VITARICH CORPORATION AND SUBSIDIARIES**  
**SCHEDULE E – LONG TERM DEBT**  
**MARCH 31, 2022**  
**(In Thousands)**

<b>Title of the Issuer</b>	<b>Agent/Lender</b>	<b>Outstanding Balance</b>	<b>Current Portion</b>	<b>Noncurrent Portion</b>	<b>Interest Rate</b>	<b>Number of Periodic Installments</b>	<b>Interest Payment</b>	<b>Final Maturity</b>
Fixed	Chinabank Savings	₱34,623	₱12,905	₱21,718	6.25%	28 quarterly payments	Monthly	October 30, 2026
Fixed	Chinabank Savings	34,624	12,905	21,719	6.25%	28 quarterly payments	Monthly	November 30, 2026
		₱69,247	₱25,810	₱43,437				

**VITARICH CORPORATION AND SUBSIDIARIES**  
**SCHEDULE F - RECEIVABLE FROM (PAYABLE TO) RELATED PARTIES**  
**March 31, 2022**  
**(In Thousands)**

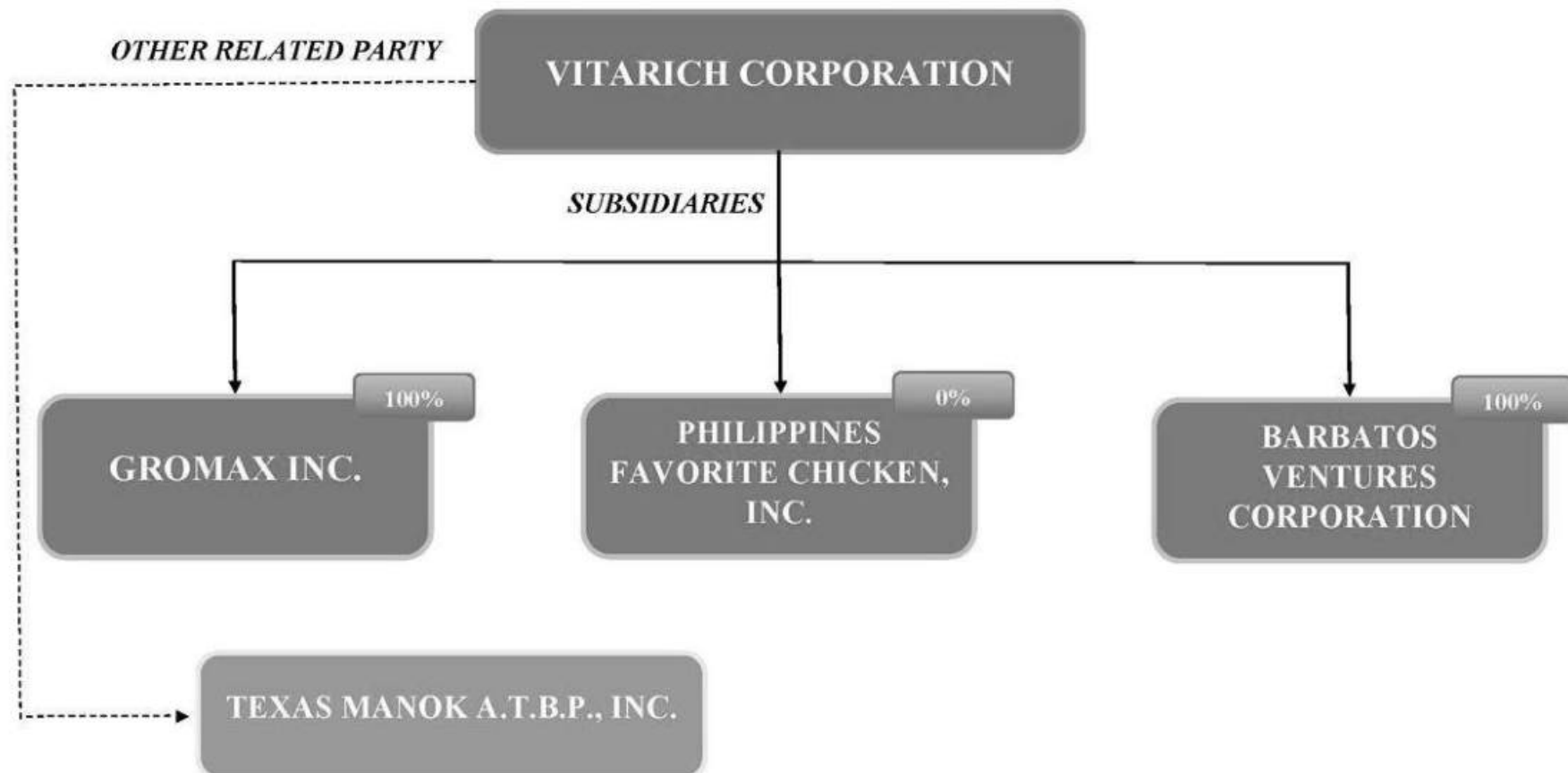
<u>Related Parties</u>	Balance at beginning of year	Additions	Deductions			Ending Balance		Balance as at March 31, 2022
			Collections (Payments)	Discounting	Write Off	Current	Noncurrent	
<b>Trade and other receivables</b>								
Entities under common control	₱262,799	₱144,306	(₱231,960)	₱—	₱—	₱—	₱—	₱175,146
<b>Trade and other payables</b>								
Entities under common control	₱89,708	₱403,959	(₱475,751)	₱—	₱—	₱—	₱—	₱17,916
<b>Stockholders</b>	₱—	₱—	₱—	₱—	₱—	₱—	₱—	₱—

**VITARICH CORPORATION AND SUBSIDIARIES**  
**SCHEDULE H – CAPITAL STOCKHOLDER**  
**March 31, 2022**  
**(In Thousands)**

					Number of shares held by	
<u>Title of Issue</u>	Number of shares authorized	Number of shares issued and outstanding as shown under the statement of financial position caption	Number of shares reserved for options, warrants, conversion & other rights	Related parties	Directors, officers and employees	Public
Common stock – ₱0.38 par value per share						
Authorized - 3,500,000,000 shares	3,500,000	3,054,334	—	2,186,199	81,780	786,355

**VITARICH CORPORATION AND SUBSIDIARIES**  
**MAP SHOWING THE RELATIONSHIP BETWEEN AND AMONG THE GROUP**  
**March 31, 2022**

---



# **ANNEX E**

## Certification of Stock Transfer Agent

## CERTIFICATION

As the Registrar and Stock Transfer Agent of the shares of stock of **VITARICH CORPORATION (VITA)** we hereby certify and provide the result of votes tabulated detailed as follows:

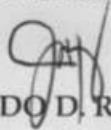
AGENDA ITEM	IN FAVOR		AGAINST		ABSTAIN	
	NO. OF SHARES	%	NO. OF SHARES	%	NO. OF SHARES	%
ITEM 1 – APPROVAL OF THE MINUTES OF THE LAST ANNUAL STOCKHOLDERS MEETING	2,262,661,292	74.08%	0	0.00%	0	0.00%
ITEM 2 – REPORT OF THE PRESIDENT ON THE RESULTS OF THE OPERATIONS AND THE AUDITED FINANCIAL STATEMENTS FOR 2020	2,262,661,292	74.08%	0	0.00%	0	0.00%
ITEM 3 – RATIFICATION OF THE ACTS OF DIRECTORS AND OFFICERS	2,262,661,292	74.08%	0	0.00%	0	0.00%
ITEM 4 – APPOINTMENT OF SYCIP GORRES VELAYO & CO. AS EXTERNAL AUDITOR	2,262,661,292	74.08%	0	0.00%	0	0.00%
ITEM 5 – APPOINTMENT OF STOCK TRANSFER SERVICE, INC. AS STOCK TRANSFER AGENT	2,262,661,292	74.08%	0	0.00%	0	0.00%

FOR THE ELECTION OF DIRECTORS:

JOSE VICENTE C. BENGZON, III	2,262,661,292	74.08%	0	0.00%	0	0.00%
RICARDO MANUEL M. SARMIENTO	2,262,661,292	74.08%	0	0.00%	0	0.00%
STEPHANIE NICOLE S. GARCIA	2,262,661,292	74.08%	0	0.00%	0	0.00%
JOSE M. SARMIENTO	2,262,661,292	74.08%	0	0.00%	0	0.00%
BENJAMIN I. SARMIENTO, JR.	2,262,661,292	74.08%	0	0.00%	0	0.00%
LORENZO VITO M. SARMIENTO	2,262,661,292	74.08%	0	0.00%	0	0.00%
JUAN ARTURO ILUMINADO DE CASTRO	2,262,661,292	74.08%	0	0.00%	0	0.00%
MANUEL D. ESCUETA (INDEPENDENT DIRECTOR)	2,262,661,292	74.08%	0	0.00%	0	0.00%
VICENTE J.A. SARZA (INDEPENDENT DIRECTOR)	2,262,661,292	74.08%	0	0.00%	0	0.00%

This certification is being issued at the request of **VITA** for whatever legal purpose it may serve. Makati City, June 22, 2021.

**STOCK TRANSFER SERVICE, INC.**

  
**RICARDO D. REGALA, JR.**  
General Manager

**Stock Transfer Service, Inc.**  
34-D Rufino Pacific Tower, 6784 Ayala Avenue, Makati City  
Telephone Nos.: 8403-2410 / 8403-2412  
Fax No.: 8403-2414